

URGD

SEMICONDUCTOR PROTECTION FUSES



PROTISTOR® FUSES

600V - 690V AC

URGD from 63 up to 250A

SIZES: 27 X 60mm

Features/Benefits

- ▶ **Extremely high Interrupting rating Fuses:** Protection of power Semiconductors according to IEC 269.1 and 4
- ▶ **600V-690V AC Voltage Rating**
- ▶ **aR Class** according to VDE 636-23 and IEC 269.4
- ▶ Model according to NF C 63210 and 63211 with built-in blown fuse indication



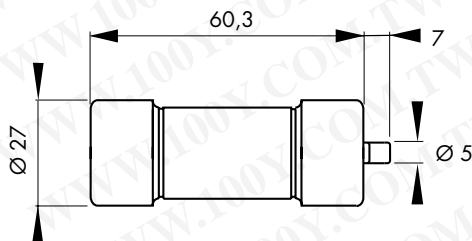
APPLICATIONS DATA

Voltage rating U_N (VAC)	Class	Current rating I_N (A)	Melting $I^2t @ 1 \text{ ms}$ I^2_p (A ^{2s})	Total clearing $I^2t @ U_N$ I^2_t (A ^{2s})	Watt losses		Tested interrupting rating
					$0.8 I_N$	I_N	
690 V	URGD	63	405	1840	12	22	200 kA @ 690 V
		80	860	3750	13.5	24.6	
		100	1620	6800	15	27	
		125	3425	13600	16	29.5	
		160	6480	24600	17	32.5	
		200	13700	61500	18.5	35.7	
600 V	URGD	250	29600	107000	21	40	200 kA @ 600 V

Minimum operating voltage for trip-indicator: 20 V

PART NUMBERS

27x60 - With blown fuse trip-indicator



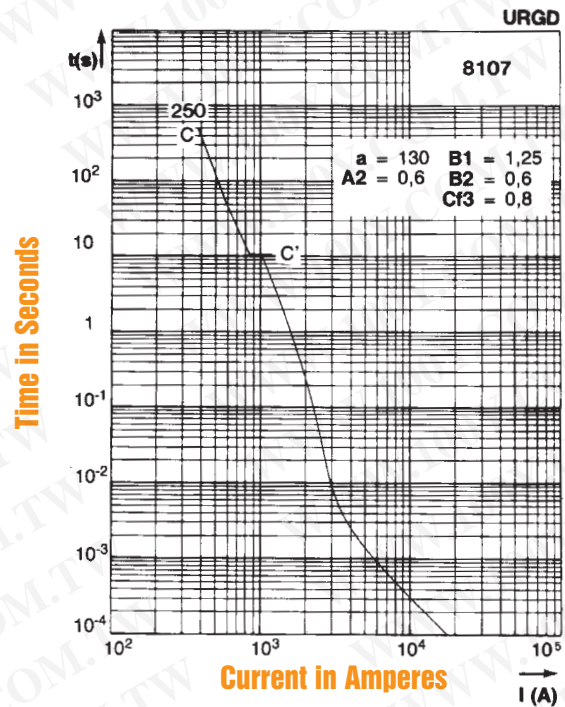
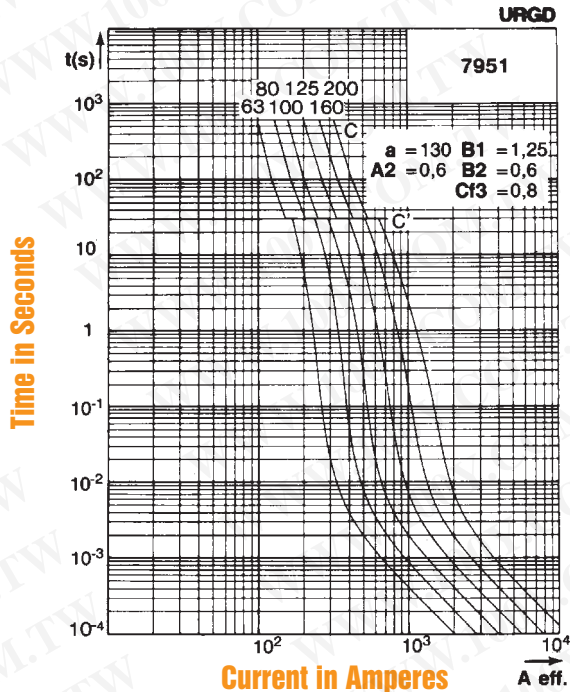
TYPE	VOLTAGE	CURRENT RATING	CATALOG NO.	REF #
URGD	690 V	63 A	6,921 CP URGD 27x60/ 63	A 076820
		80 A	6,921 CP URGD 27x60/ 80	B 076821
		100 A	6,921 CP URGD 27x60/100	C 076822
		125 A	6,921 CP URGD 27x60/125	D 076823
		160 A	6,921 CP URGD 27x60/160	E 076824
		200 A	6,921 CP URGD 27x60/200	F 076825
URGD	600 V	250 A	6,921 CP URGD 27x60/250	W 076264

勝特力材料 886-3-5753170
 勝特力电子(上海) 86-21-34970699
 勝特力电子(深圳) 86-755-83298787
[Http://www.100y.com.tw](http://www.100y.com.tw)

URGD

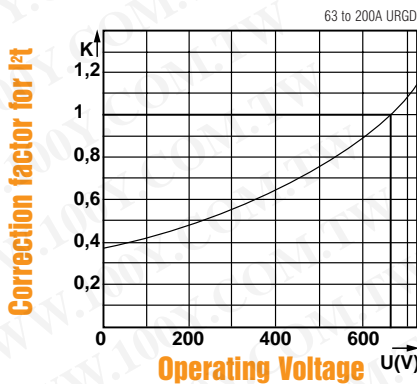
SEMICONDUCTOR PROTECTION FUSES

Melting Time-Current Data

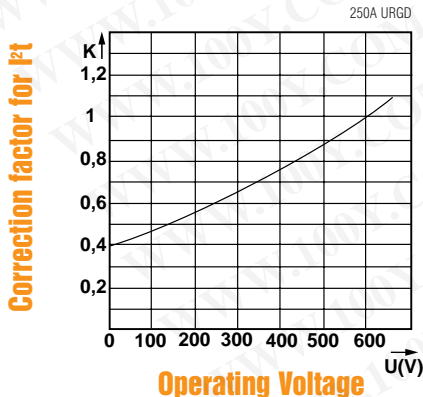


These curves indicate, for each rated current, the pre-arcing (melting) time vs. the R.M.S. pre-arcing current.

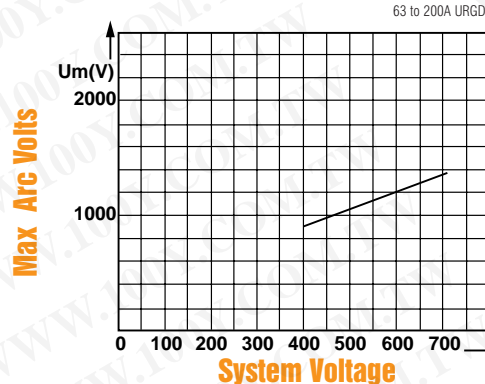
Clearing I²t vs. AC Operating Voltage



Correction factor to determine the clearing I²t of a fuse operating below its rated voltage.



Peak arc voltage vs. Operating Voltage



These curves determine the peak arc voltage across the fuse terminals as a function of the applied voltage.

