

# 660GH

勝特力電材超市-龍山店 886-3-5773766  
 勝特力電材超市-光復店 886-3-5729570  
 勝特力電子(上海) 86-21-34970699  
 勝特力電子(深圳) 86-755-83298787  
<http://www.100y.com.tw>

## FEATURES

- It is available to attach an alarm indicating fuse(microswitch can be installed).
- It is also effective as a fuse with high blocking performance for systems operating at 200V.

## RATING

Rated voltage and blocking capacity : 660V AC-100kA, 660V DC (L/R = 10ms)-100kA  
 Minimum block-off current : 660V AC/DC - 5 times the rated amperage  
 Maximum arc voltage : 1400V

## UL standard approved rating

Rated voltage and blocking capacity: Same as the standard rating



## CCC standard approved rating

When applying the standard to CCC standard approved items, use the fuse in the following rating.

Rated voltage and blocking capacity : 660V AC-50kA  
 450V DC (L/R=10ms)-50kA

## CAUTION!

- Read "FOR SAFE USE" and "PROTECT FUSE USER'S GUIDE" at the back of this catalog before use.
- When purchasing a product with an Alarm indicating Fuse, enter "S" immediately after the ampere rating in the product name (e.g. 660GH-100S).
- The minimum working voltage of the alarm fuse is 10V.

## Specifications

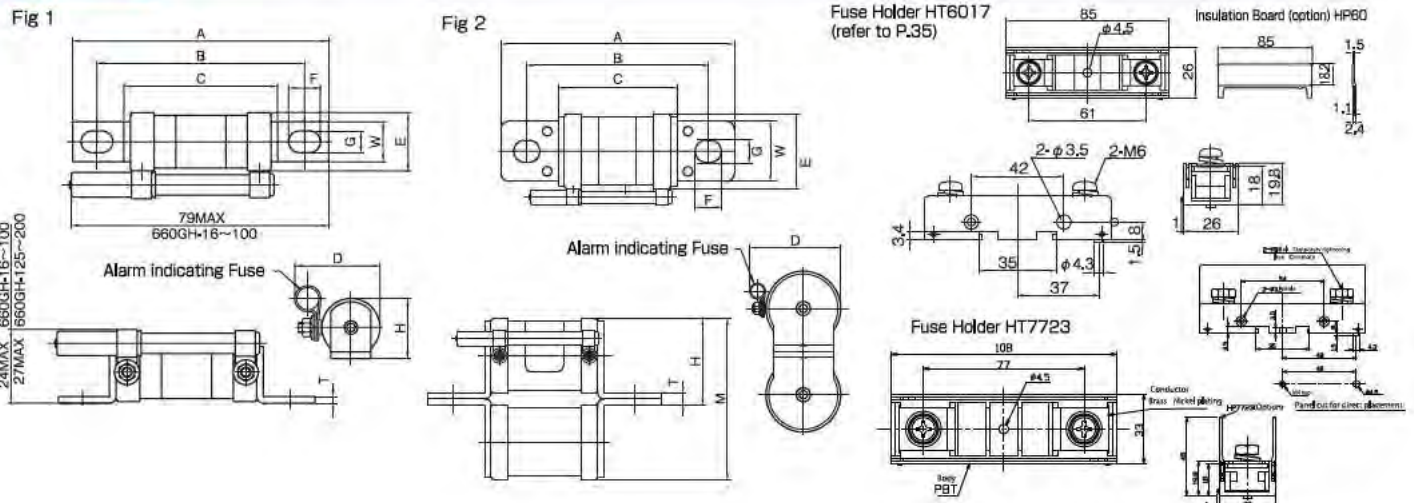
Ta=25°C

Type	Rated Amperage (A)	Fusing I <sup>2</sup> t (A <sup>2</sup> S)	Shutdown I <sup>2</sup> t(A <sup>2</sup> S) at AC660V-100kA	Power Loss (W)	Dimensions (mm)								Weight (g)	Fig	Standard Approved	Option			
					A	B	C	D	F	G	H	I					J	K	L
660GH-016	16	19	300	2.4	76.7	62.7 ±3	46	27 max	18.5 max	9.5	6.5	18	2	12	—	41	1	Holder HT6017 HT6017T2 Cover HC16017 Insulation board HP60	*1
660GH-020	20	26	410	3.5															
660GH-025	25	42	670	4.0															
660GH-032	32	74	920	6.0															
660GH-040	40	100	1350	7.0															
660GH-050	50	167	2230	9.0															
660GH-063	63	300	3910	12.0	98	78	50	32 max	25 max	14	9	26	3	20	—	100	2	Holder HT7723 Cover HC7723 Insulation board HP7723	*2
660GH-080	80	400	5310	17.0															
660GH-100	100	670	8790	22.0															
660GH-125	125	1200	15630	25.0															
660GH-160	160	2100	27760	35.0															
660GH-200	200	3300	47490	40.0															
660GH-250	250	6000	69450	50.0	108	82±3	51	41 max	31	16	10.5	35	3	25	—	180	2	CCC	
660GH-315	315	7400	93750	80.0															
660GH-350	350	11000	167930	70.0															
660GH-400	400	14000	186240	93.8															
660GH-450	450	24000	283420	85.0															
660GH-500	500	29000	416530	95.0															
660GH-630	630	42000	609720	105.0	107	81.5±3	51	46 max	37	13	11	43	6	80	530	2			
660GH-710	710	51000	739930	150.2															

\*1 Continuous energizing current:75A.

\*2 Continuous energizing current:100A.

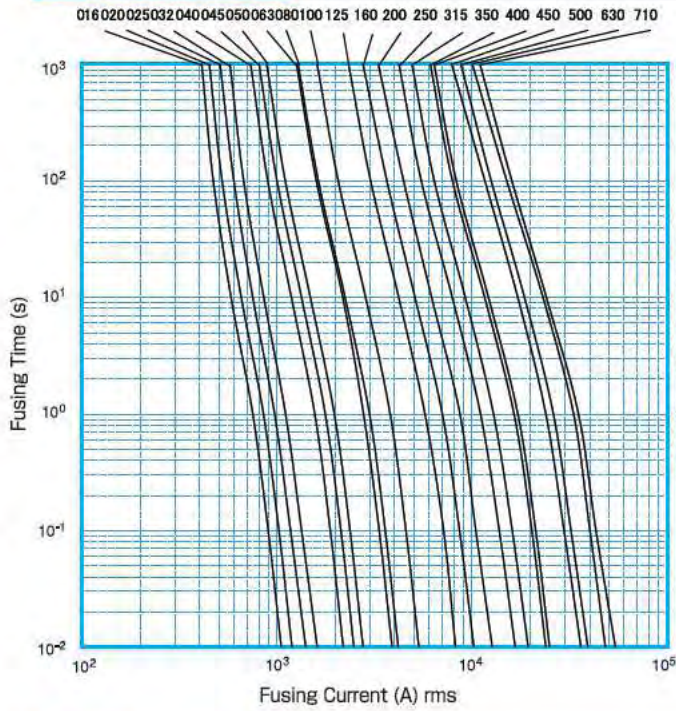
## Dimensions



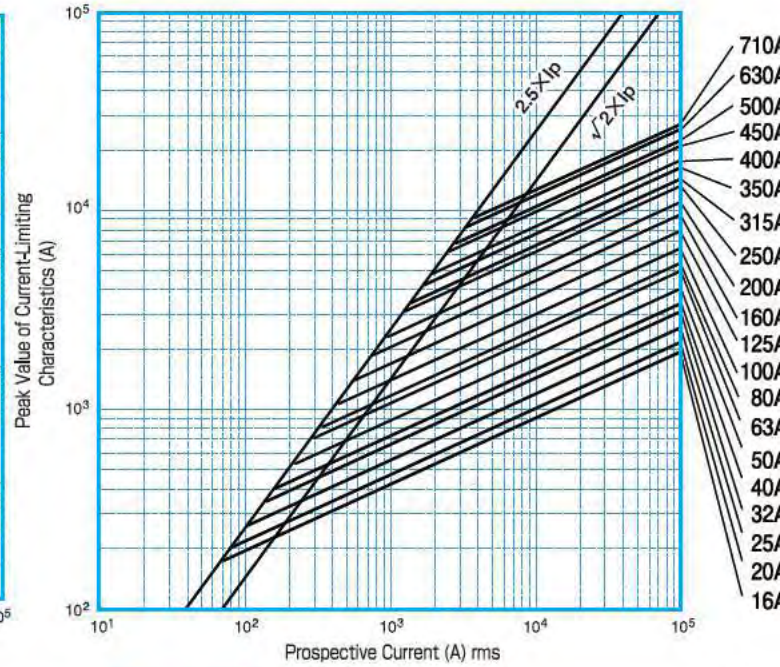
# CYLINDRICAL FAST ACTING FUSES - SCREWING TYPES

勝特力電材超市-龍山店 886-3-5773766  
 勝特力電材超市-光復店 886-3-5729570  
 勝特力電子(上海) 86-21-34970699  
 勝特力電子(深圳) 86-755-83298787  
<http://www.100y.com.tw>

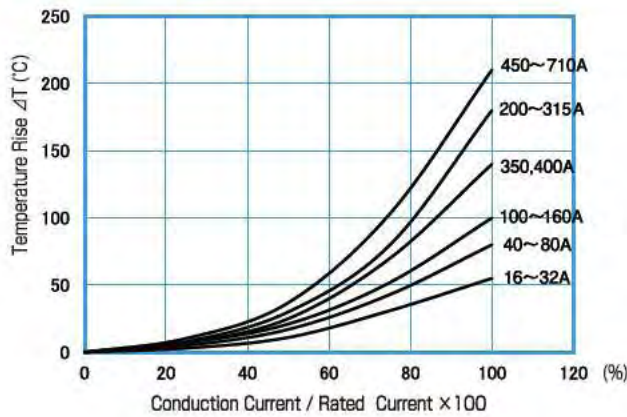
## Fusing Characteristics



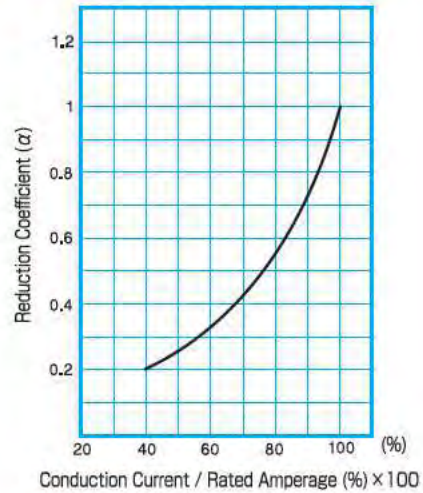
## Current-Limiting Characteristics



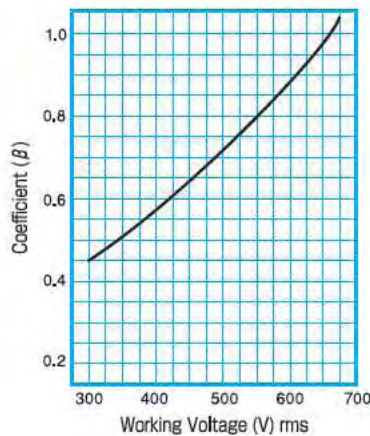
## Temperature Rise



## Power Loss



## Shutdown $I^2t$ Against Working AC Voltage



## Application to Direct-Current Circuit

