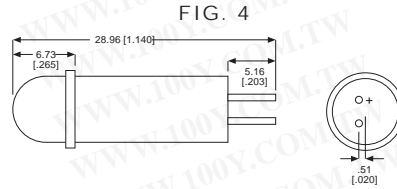
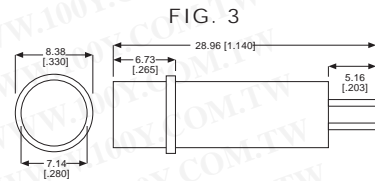


**LED PANEL MOUNT INDICATORS**

**507 SERIES CARTRIDGES FOR USE WITH HOLDERS & CLIPS**

PART NO.*	COLOR	V <sub>F</sub>	mA	mcd†	FIG.
507-4762-3331-500	Red	2	20	30	3
507-4862-3332-500	Green	2.1	20	40	3
507-4962-3333-500	Yellow	2.1	20	45	3
507-5062-3334-500	Blue	3	10	100	3
507-4757-3331-500	Red	5	15	10	3
507-4857-3332-500	Green	5	20	50	3
507-4957-3333-500	Yellow	5	20	35	3
507-5064-3334-500	Blue	5	10	100	3
507-4759-3331-500	Red	10	15	10	3
507-4859-3332-500	Green	10	20	50	3
507-4959-3333-500	Yellow	10	20	35	3
507-5066-3334-500	Blue	10	10	100	3
507-4760-3331-500	Red	14	20	10	3
507-4860-3332-500	Green	14	20	50	3
507-4960-3333-500	Yellow	14	20	35	3
507-5067-3334-500	Blue	14	10	100	3
507-4761-3331-500	Red	28	15	10	3
507-4861-3332-500	Green	28	20	50	3
507-4961-3333-500	Yellow	28	20	35	3
507-5068-3334-500	Blue	28	10	100	3



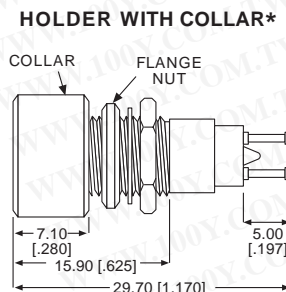
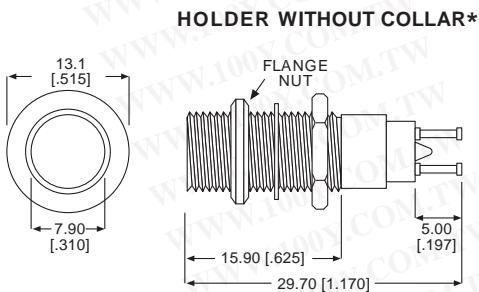
Polarity: To facilitate proper installation of the cartridge, the cartridge is marked on the cartridge housing and the terminal base is keyed.

**\*PART NUMBER ORDERING CODE**  
**507 - xxxx - xx3x - 500**  
 Series                      Lens Shape:  
                                     33 - Fig 3 = Cylindrical  
                                     37 - Fig 4 = Stovepipe

† mcd intensity of LED

\* Blue mcd rating with cylindrical cap is 100 mcd;  
 stovepipe cap is 275 mcd

**250 DATALITES® & 508 SERIES HOLDERS FOR 3/8" MOUNTING HOLE**

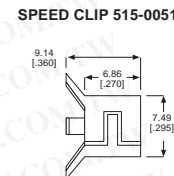
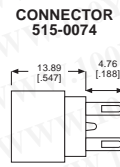
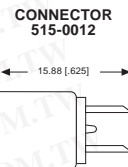
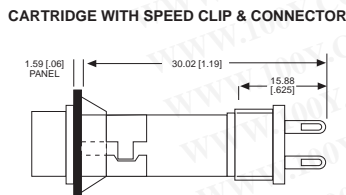


**\*PART NUMBER ORDERING CODE**  
**250 - xx38 - 14 - 504**  
**508 - xx38 - 504**  
 Series                      Terminal Type:  
                                     87 = Turret Terminals  
                                     74 = Solder Blade (Not Shown)  
                                     75 = Solder Cups (Not Shown)

508-8738-504

Material & Finish: Housing, Cartridge and Holder - Black Anodized Aluminum. Cap -High Impact Plastic  
 Terminals of holders marked A and B. A = Positive

**515 SERIES CONNECTORS & SPEED CLIPS FOR 9/32" MOUNTING HOLE**



† mcd intensity of LED

Material & Finish: Housing, Cartridge and Holder - Black Anodized Aluminum. Cap -High Impact Plastic  
 Dimensions in mm [inches]

