

勝特力材料 886-3-5753170
 勝特力电子(上海) 86-21-54151736
 勝特力电子(深圳) 86-755-83298787
[Http://www.100y.com.tw](http://www.100y.com.tw)

Bulletin I2715 rev. I 03/03


International IOR Rectifier

MB SERIES

SINGLE PHASE BRIDGE

Power Modules

Features

- Universal, 3 way terminals:
push-on, wrap around or solder
- High thermal conductivity package,
electrically insulated case
- Center hole fixing
- Excellent power/volume ratio
- UL E 62320 approved 
- Nickel plated terminals solderable as per MIL-STD-202 Method
208; solder: Sn/Pb (60/40); solder temperature: 235-260°C
max. time: 8-10 secs

25 A
 35 A

Description

A range of extremely compact, encapsulated single phase bridge rectifiers offering efficient and reliable operation. They are intended for use in general purpose and instrumentation applications.

Major Ratings and Characteristics

Parameters	26MB-A	36MB-A	Units
I_O	25	35	A
@ T_C	65	60	°C
I_{FSM} @ 50Hz	400	475	A
@ 60Hz	420	500	A
I^2t @ 50Hz	790	1130	A ² s
@ 60Hz	725	1030	A ² s
V_{RRM} range	200 to 1200		V
T_J	-55 to 150		°C

MB Series

Bulletin I2715 rev. I 03/03

International
 Rectifier

ELECTRICAL SPECIFICATIONS

Voltage Ratings

Type number	Voltage Code	V_{RRM} , maximum repetitive peak reverse voltage V	V_{RSM} , maximum non-repetitive peak rev. voltage V	I_{RRM} max. @ T_J max.
26MB..A 36MB..A	20	200	275	2
	40	400	500	
	60	600	725	
	80	800	900	
	100	1000	1100	
	120	1200	1300	

Forward Conduction

Parameters	26MB-A	36MB-A	Units	Conditions
I_O Maximum DC output current @ Case temperature	25	35	A	Resistive or inductive load
	20	28	A	Capacitive load
	65	60	°C	
I_{FSM} Maximum peak, one-cycle non-repetitive forward current	400	475	A	t = 10ms No voltage reappplied
	420	500		t = 8.3ms 100% V_{RRM} reappplied
	335	400		t = 10ms reappplied
	350	420		t = 8.3ms reappplied
I^2t Maximum I^2t for fusing	790	1130	A ² s	t = 10ms No voltage reappplied
	725	1030		t = 8.3ms reappplied
	560	800		t = 10ms 100% V_{RRM} reappplied
	512	730		t = 8.3ms reappplied
I^2/t Maximum I^2/t for fusing	5.6	11.3	KA ² √s	I^2t for time $t_x = I^2/t_x \sqrt{t_x}$; 0.1 ≤ t_x ≤ 10ms, $V_{RRM} = 0V$
$V_{F(TO)1}$ Low-level of threshold voltage	0.76	0.79	V	(16.7% × $\pi \times I_{F(AV)} < I < \pi \times I_{F(AV)}$), @ T_J max.
$V_{F(TO)2}$ High-level of threshold voltage	0.92	0.96	V	($I > \pi \times I_{F(AV)}$), @ T_J max.
r_{t1} Low-level forward slope resistance	6.8	5.8	mΩ	(16.7% × $\pi \times I_{F(AV)} < I < \pi \times I_{F(AV)}$), @ T_J max.
r_{t2} High-level forward slope resistance	5.0	4.5	mΩ	($I > \pi \times I_{F(AV)}$), @ T_J max.
V_{FM} Maximum forward voltage drop	1.11	1.14	V	$T_J = 25^\circ C$, $I_{FM} = 40A_{PK}$ (26MB) tp = 400μs
				$T_J = 25^\circ C$, $I_{FM} = 55A_{PK}$ (36MB)
I_{RRM} Max. DC reverse current	10	10	μA	$T_J = 25^\circ C$, per diode at V_{RRM}
V_{INS} RMS isolation voltage base plate	2700	2700	V	f = 50 Hz, t = 1s

勝特力材料 886-3-5753170
 勝特力电子(上海) 86-21-54151736
 勝特力电子(深圳) 86-755-83298787
[Http://www.100y.com.tw](http://www.100y.com.tw)

International
IR Rectifier

MB Series

Bulletin I2715 rev. I 03/03

Thermal and Mechanical Specifications

Parameters	26MB-A	36MB-A	Units	Conditions
T _J Junction temperature range	-55 to 150 °C			
T _{stg} Storage temperature range	-55 to 150 °C			
R _{thJC} Max. thermal resistance junction to case	1.7	1.2	K/W	Per bridge
R _{thCS} Max. thermal resistance, case to heatsink	0.2		K/W	Mounting surface, smooth, flat and greased
wt Approximate weight	20		g	
T Mounting Torque ± 10%	2.0		Nm	Bridge to heatsink

Ordering Information Table

Device Code

36	MB	120	A
①	②	③	④

- 1** - Current rating code: 26 = 25A (Avg)
36 = 35A (Avg)
- 2** - Circuit configuration:
MB = Single phase european coding
- 3** - Voltage code: MB series = code x 10 = V_{RRM}
- 4** - Diode bridge rectifier:
A = 26MB, 36MB Series

Outline Table

0.8 (.03) 6.3 (.25)
 10.5 (.41) 20.3 (.80)
 21.5 (0.85) 9.5 (0.37)
 5 (0.2) 12.7 (0.5)
 28.5 (1.12) 28.5 (1.12)

Suggested plugging force:
 200 N max; axially applied to faston terminals

Not To Scale All dimensions in millimetres (inches)

勝特力材料 886-3-5753170
 勝特力电子(上海) 86-21-54151736
 勝特力电子(深圳) 86-755-83298787
[Http://www.100y.com.tw](http://www.100y.com.tw)

MB Series

Bulletin I2715 rev. I 03/03

International
IR Rectifier

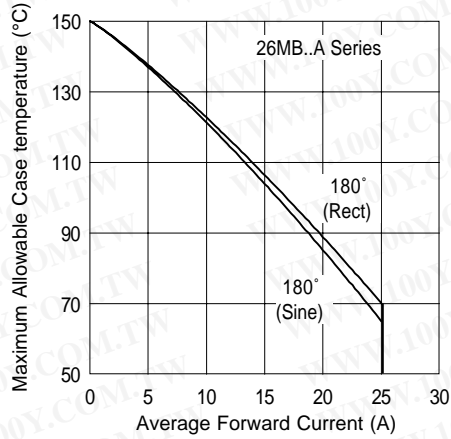


Fig. 1 - Current Ratings Characteristics

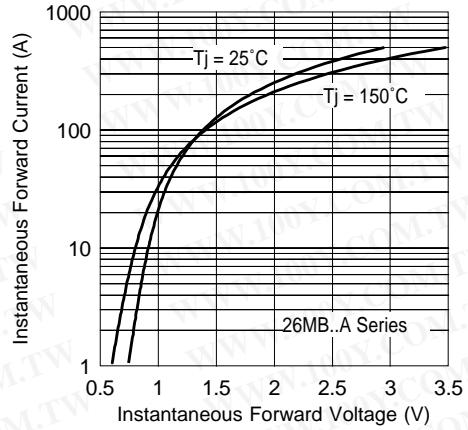


Fig. 2 - Forward Voltage Drop Characteristics
 Maximum Allowable Ambient Te

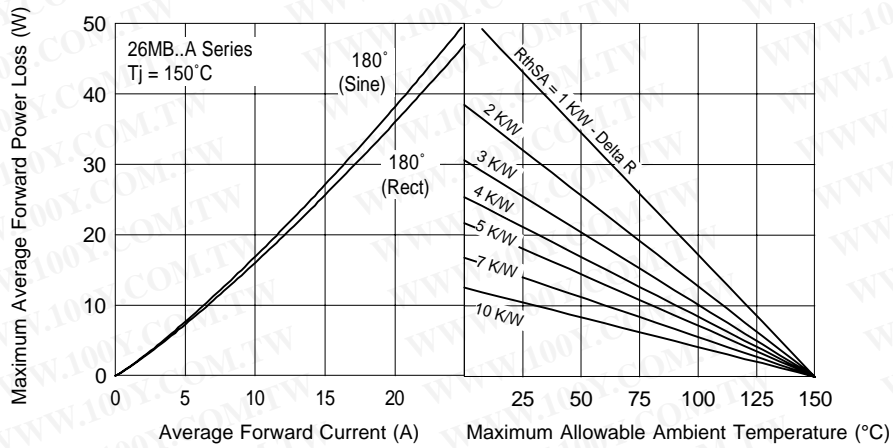


Fig. 3 - Total Power Loss Characteristics

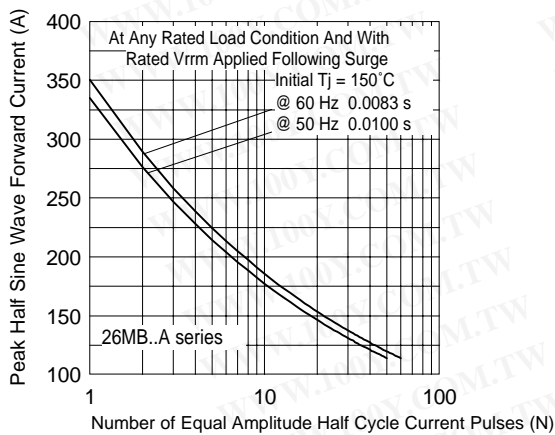


Fig. 4 - Maximum Non-Repetitive Surge Current

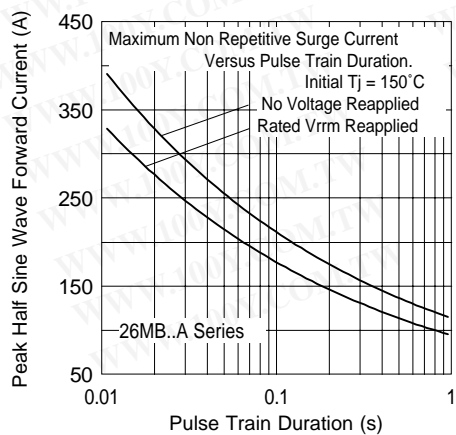


Fig. 5 - Maximum Non-Repetitive Surge Current

勝特力材料 886-3-5753170
 勝特力电子(上海) 86-21-54151736
 勝特力电子(深圳) 86-755-83298787
[Http://www.100y.com.tw](http://www.100y.com.tw)

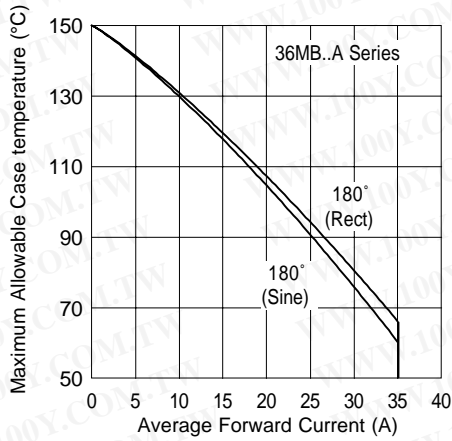


Fig. 6 - Current Ratings Characteristics

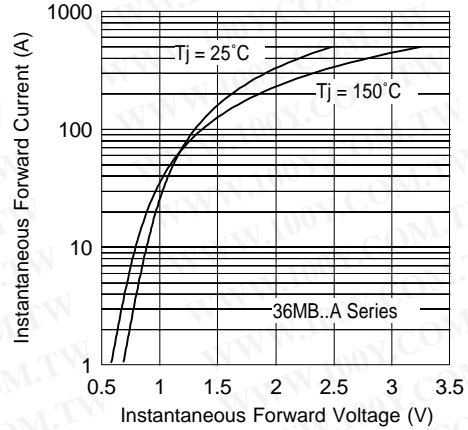


Fig. 7 - Forward Voltage Drop Characteristics

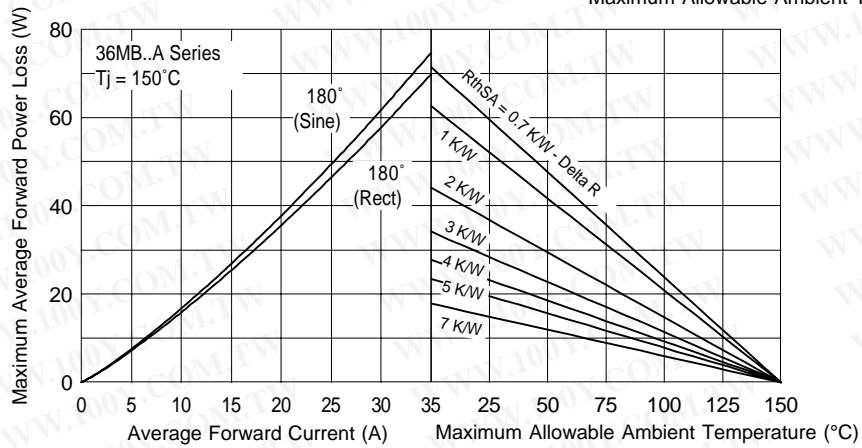


Fig. 3 - Total Power Loss Characteristics

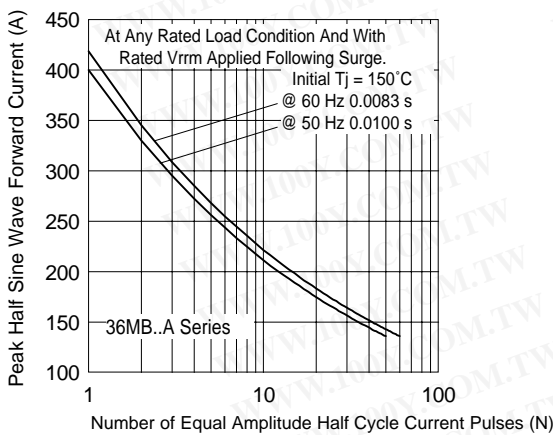


Fig. 9 - Maximum Non-Repetitive Surge Current

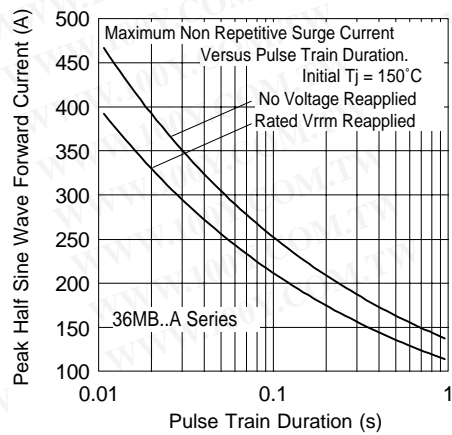


Fig. 10 - Maximum Non-Repetitive Surge Current