


# DC/DC Converter

## B\_S-1WR2 & B\_D-1WR2 series

勝特力電材超市-龍山店 886-3-5773766  
 勝特力電材超市-光復店 886-3-5729570  
 勝特力电子(上海) 86-21-34970699  
 勝特力电子(深圳) 86-755-83298787  
<http://www.100y.com.tw>

# MORNSUN®

1W isolated DC-DC with Fixed Input Voltage;  
 unregulated Single Output



Continuous Short  
 Circuit Protection



UL US CE CB Patent Protection RoHS

### FEATURES

- Continuous short-circuit protection
- High efficiency up to 80%
- Operating ambient temperature -40°C to +105°C
- Compact SIP/DIP package
- Industry standard pin-out
- I/O isolation test voltage 1.5k VDC
- IEC60950, UL60950, EN60950 approval

B\_S-1WR2 & B\_D-1WR2 series is designed for use in distributed power supply systems and especially suitable in applications such as pure digital circuits, low frequency analog circuits, relay-driven circuits and data switching circuits, where:

1. The voltage of the input power supply is relatively stable with a variation of  $\pm 10\%V_{in}$  or less;
2. An input to output isolation voltage of up to 1500VDC is necessary;
3. The requirement for a tight output regulation and low ripple & noise is not as strict.

### Selection Guide

Certification	Part No.	Input Voltage (VDC)	Output		Full Load Efficiency (%) Min./Typ.	Capacitive Load( $\mu$ F) Max.	
		Nominal (Range)	Voltage (VDC)	Current (mA) Max./Min.			
--	B0303S-1WR2	3.3 (2.97-3.63)	3.3	303/30	68/72	220	
	UL/CE/CB		B0305S-1WR2	5	200/20		72/76
			B0312S-1WR2	12	84/9		76/80
--	B0303D-1WR2		3.3	303/30	68/72		
	B0305D-1WR2		5	200/20	72/76		
UL/CE/CB	B0503S-1WR2		5 (4.5-5.5)	3.3	303/30		68/72
	B0505S-1WR2	5		200/20	76/80		
	B0509S-1WR2	9		111/12	76/80		
	B0512S-1WR2	12		84/9	76/80		
	B0515S-1WR2	15		67/7	76/80		
	B0524S-1WR2	24		42/4	76/80		
--	B0503D-1WR2	3.3	303/30	68/72			
	UL/CE/CB	B0505D-1WR2	5	200/20	76/80		
		B0509D-1WR2	9	111/12	76/80		
		B0512D-1WR2	12	84/9	76/80		
		B0515D-1WR2	15	67/7	76/80		
		B0524D-1WR2	24	42/4	76/80		
UL/CE/CB	B1203S-1WR2	12 (10.8-13.2)	3.3	303/30	68/72		
	B1205S-1WR2		5	200/20	76/80		
	B1209S-1WR2		9	111/12	76/80		
	B1212S-1WR2		12	84/9	76/80		
	B1215S-1WR2		15	67/7	76/80		
	B1224S-1WR2		24	42/4	76/80		
--	B1203D-1WR2	3.3	303/30	68/72			
	UL/CE/CB	B1205D-1WR2	5	200/20	76/80		
		B1209D-1WR2	9	111/12	76/80		
		B1212D-1WR2	12	84/9	76/80		
		B1215D-1WR2	15	67/7	76/80		
		B1505S-1WR2	5	200/20	76/80		
--	B1512S-1WR2	15 (13.5-16.5)	12	84/9	76/80		
	UL/CE/CB		B1515S-1WR2	15	67/7	76/80	

MORNSUN®

MORNSUN GUANGZHOU SCIENCE & TECHNOLOGY CO.,LTD.

2018.12.05-B/2

Page 1 of 6

MORNSUN Guangzhou Science & Technology Co., Ltd. reserves the copyright and right of final interpretation

--	B1505D-1WR2	15 (13.5-16.5)	5	200/20	76/80	220
	B1509D-1WR2		9	111/12	76/80	
	B1515D-1WR2		15	67/7	76/80	
	B2403S-1WR2		3.3	303/30	68/72	
UL/CE/CB	B2405S-1WR2	24 (21.6-26.4)	5	200/20	76/80	
	B2409S-1WR2		9	111/12	76/80	
	B2412S-1WR2		12	84/9	76/80	
	B2415S-1WR2		15	67/7	76/80	
	B2424S-1WR2		24	42/4	76/80	
--	B2403D-1WR2	24 (21.6-26.4)	3.3	303/30	68/72	
UL/CE/CB	B2405D-1WR2		5	200/20	76/80	
	B2409D-1WR2		9	111/12	76/80	
	B2412D-1WR2		12	84/9	76/80	
	B2415D-1WR2		15	67/7	76/80	
	B2424D-1WR2	24	42/4	76/80		

### Input Specifications

Item	Operating Conditions	Min.	Typ.	Max.	Unit
Input Current (full load / no-load)	3.3V input	--	404/30	--/70	mA
	5V input	--	277/20	--/60	
	12V input	--	115/15	--/50	
	15V input	--	83/10	--/35	
	24V input	--	57/17	--/30	
Reflected Ripple Current		--	15	--	mA
Surge Voltage (1sec. max.)	3.3 input	-0.7	--	5	VDC
	5V input	-0.7	--	9	
	12V input	-0.7	--	18	
	15V input	-0.7	--	21	
	24V input	-0.7	--	30	
Input Filter		Filter capacitor			
Hot Plug		Unavailable			

### Output Specifications

Item	Operating Conditions	Min.	Typ.	Max.	Unit	
Voltage Accuracy		See Output Regulation Curves (Fig. 1)				
Linear Regulation	Input voltage change: ±1%	3.3VDC output	--	--	±1.5	--
		Other output	--	--	±1.2	
Load Regulation	10%-100% load	3.3VDC output	--	18	--	%
		5VDC output	--	12	--	
		9VDC output	--	8	--	
		12VDC output	--	7	--	
		15VDC output	--	6	--	
		24VDC output	--	5	--	
Ripple & Noise*	20MHz bandwidth	--	60	150	mVp-p	
Temperature Coefficient	Full load	--	--	±0.03	%/°C	
Short-Circuit Protection**	B03xxS-1WR2/B03xxD-1WR2/B24xxS-1WR2/ B24xxD-1WR2/B0524S-1WR2/ B0524D-1WR2	--	--	1	s	
	Others	Continuous, self-recovery				

Notes: \* The "parallel cable" method is used for Ripple and Noise test, please refer to *DC-DC Converter Application Notes* for specific information.

\*\* At the end of the short circuit duration, the supply voltage must be disconnected from following models: B03xxS-1WR2 / B03xxD-1WR2 series, B24xxS-1WR2/ B24xxD-1WR2 series, and B0524S-1WR2/B0524D-1WR2.

General Specifications

Item	Operating Conditions	Min.	Typ.	Max.	Unit
Isolation	Input-output Electric strength test for 1 minute with a leakage current of 1mA max.	1500	--	--	VDC
Insulation Resistance	Input-output resistance at 500VDC	1000	--	--	M $\Omega$
Isolation Capacitance	Input-output capacitance at 100kHz/0.1V	--	20	--	pF
Operating Temperature	Derating when operating temperature up to 85°C, (see Fig. 2)	-40	--	105	°C
Storage Temperature		-55	--	125	
Case Temperature Rise	Ta=25°C, nominal input, full load output	--	25	--	
Pin Soldering Resistance Temperature	Soldering spot is 1.5mm away from case for 10 seconds	--	--	300	
Storage Humidity	Non-condensing	--	--	95	%RH
Switching Frequency	Full load, nominal input voltage	--	100	--	kHz
MTBF	MIL-HDBK-217F @ 25°C	3500	--	--	k hours

Mechanical Specifications

Case Material	Black plastic; flame-retardant and heat-resistant (UL94-V0)	
Dimensions	B_S-1WR2 series	11.60 x 6.00 x 10.16 mm
	B_D-1WR2 series	12.70 x 10.16 x 8.20 mm
Weight	B_S-1WR2 series	1.3g (Typ.)
	B_D-1WR2 series	1.8g (Typ.)
Cooling Method	Free air convection	

Electromagnetic Compatibility (EMC)

Emissions	CE	CISPR32/EN55032	CLASS B (see Fig. 4 for recommended circuit)
	RE	CISPR32/EN55032	CLASS B (see Fig. 4 for recommended circuit)
Immunity	ESD	IEC/EN61000-4-2	Contact ±8KV perf. Criteria B

Typical Performance Curves

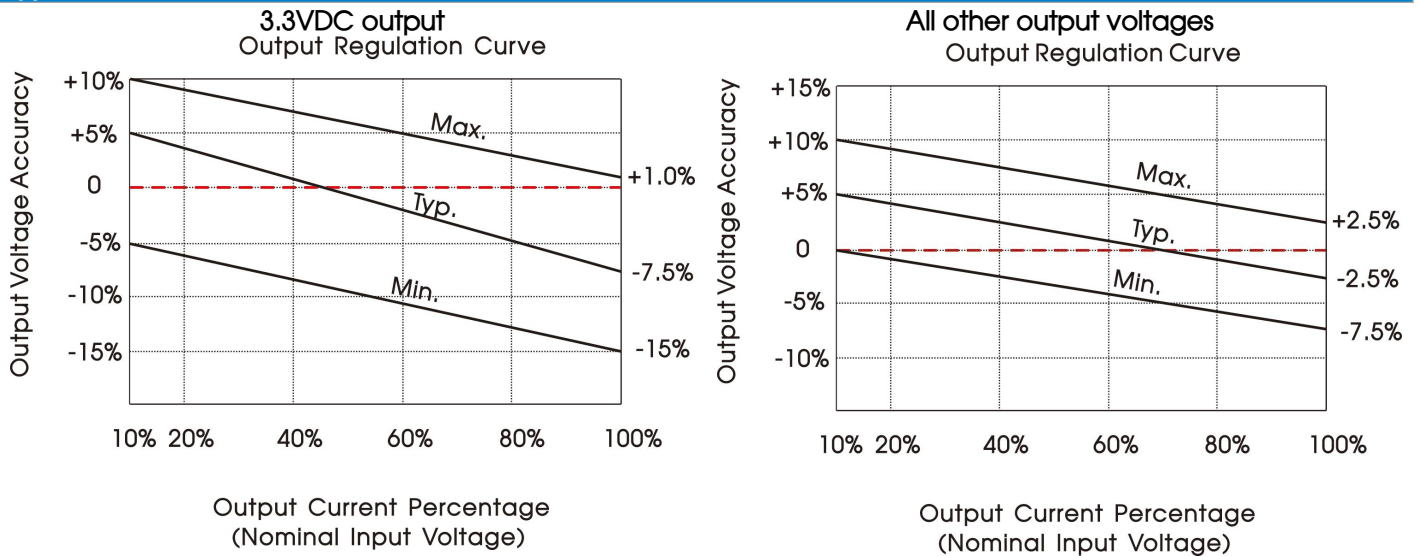


Fig. 1

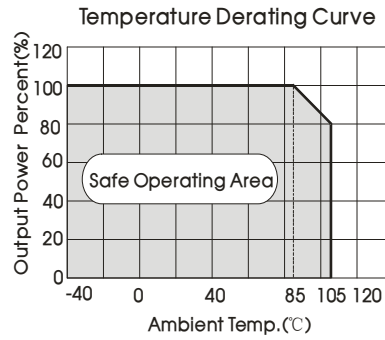
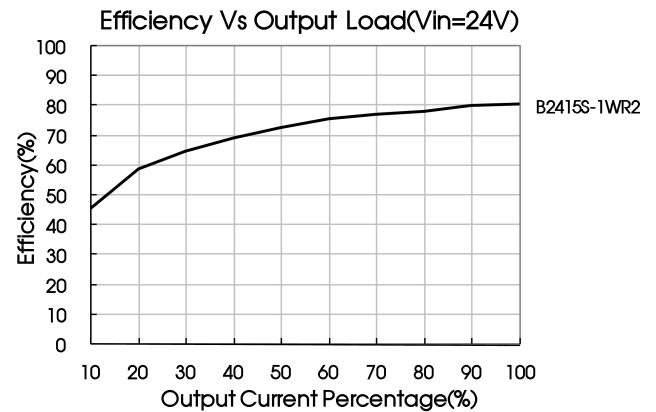
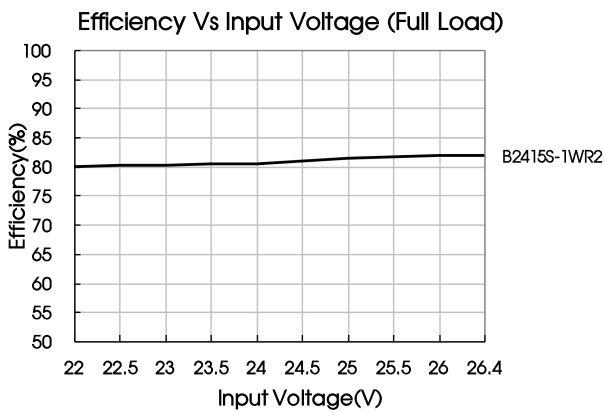
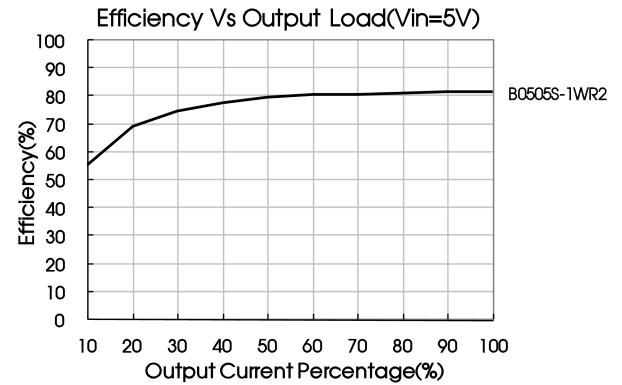
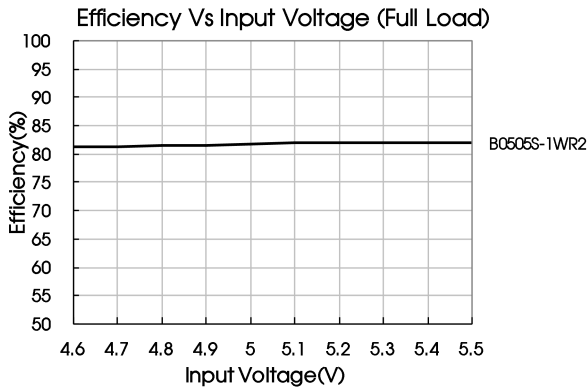


Fig. 2



## Design Reference

### 1. Typical application

Input and/or output ripple can be further reduced, by connecting a filter capacitor from the input and/or output terminals to ground as shown in Fig.3.

Choosing suitable filter capacitor values is very important for a smooth operation of the modules, particularly to avoid start-up problems caused by capacitor values that are too high. For recommended input and output capacitor values refer to Table 1.

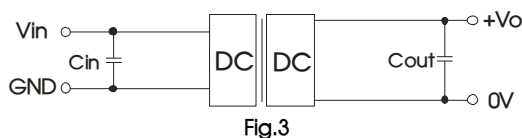


Table 1: Recommended input and output capacitor values

Vin(VDC)	Cin(μF)	Vo (VDC)	Cout(μF)
3.3/5	4.7	3.3/5	10
12	2.2	9	4.7
15	2.2	12	2.2
24	1	15	1
--	--	24	0.47

2. EMC (CLASS B) compliance circuit

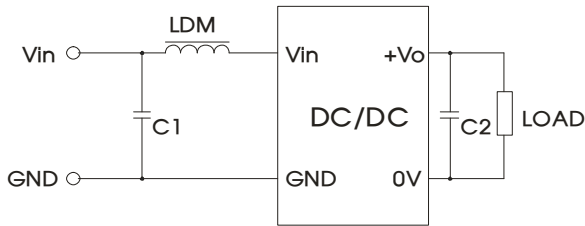


Fig. 4

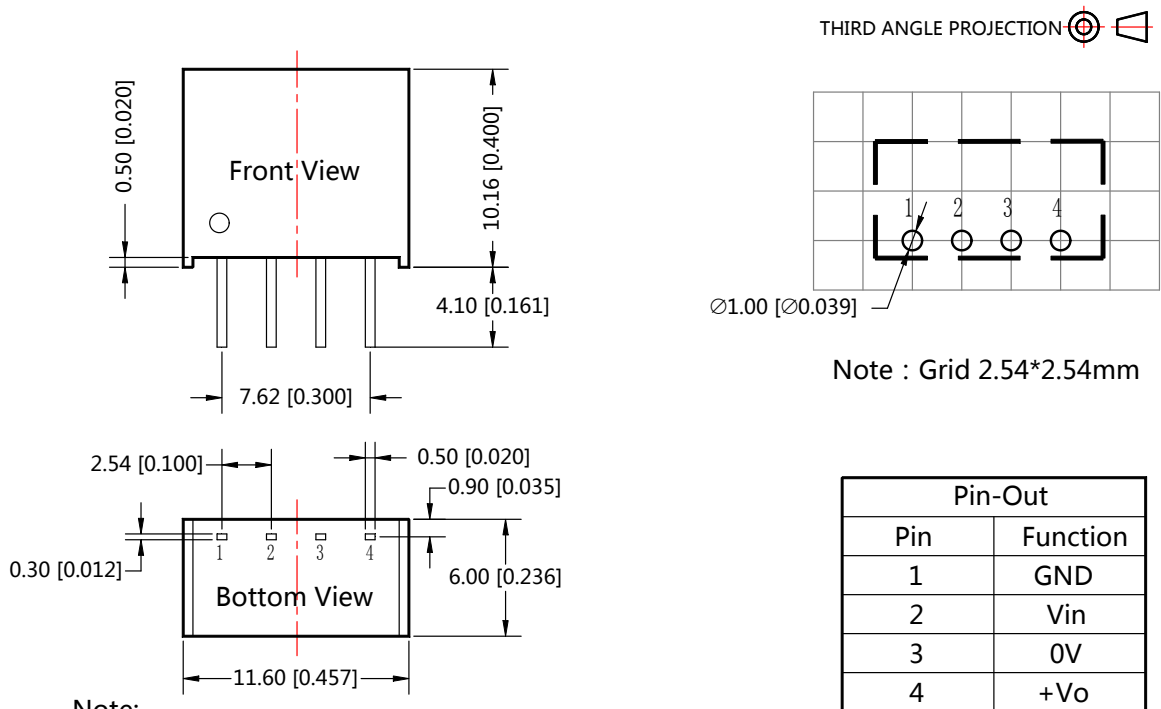
Input voltage (VDC)		3.3/5/12/15/24
EMI	C1	4.7μF /50V
	C2	Refer to the Cout in Fig.3
	LDM	6.8μH

3. Minimum Output Load Requirement

For a reliable and efficient operation of the converter, the minimum load should never be less than 10% of the rated output load. If the total required output power is below 10%, a parallel bleeding resistor is required on the output, ensuring that the sum of the power consumption is always maintained at 10% minimum.

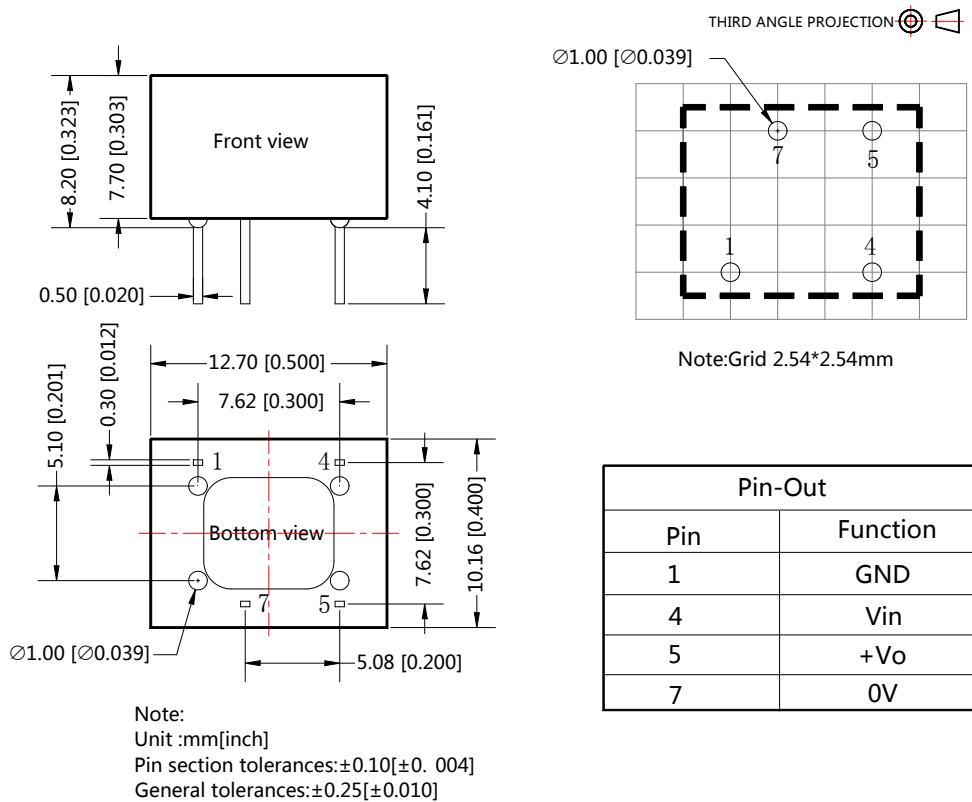
4. For additional information, please refer to DC-DC converter application notes on [www.mornsun-power.com](http://www.mornsun-power.com)

Dimensions and Recommended Layout (B\_S-1WR2)



Note:  
Unit :mm[inch]  
Pin section tolerances : ±0.10[±0.004]  
General tolerances: ±0.25[±0.010]

Dimensions and Recommended Layout (B\_D-1WR2)



Notes:

- For additional information on Product Packaging please refer to [www.mornsun-power.com](http://www.mornsun-power.com). Packaging bag number: 58200003(B\_S-1WR2), 58200011(B\_D-1WR2);
- In order to guarantee product performance and datasheet compliance, the product must be operated within specifications and load range requirement;
- The specified maximum capacitive load is tested under full load condition and over the input voltage range;
- All parameters in this datasheet were measured under following conditions:  $T_a=25^\circ\text{C}$ , relative humidity<75%RH, nominal input voltage and rated output load (unless otherwise specified);
- All index testing methods in this datasheet are based on our corporate Company standards;
- For special requirements and customization service, please contact your nearest MORNUSN sales representative or one of our technicians;
- Products are related to laws and regulations: see "Features" and "EMC";
- Our products shall be handled according to ISO14001 and related environmental laws and regulations by qualified personnel only.

MORNSUN Guangzhou Science & Technology Co., Ltd.

Address: No. 5, Kehui St. 1, Kehui Development Center, Science Ave., Guangzhou Science City, Luogang District, Guangzhou, P. R. China  
 Tel: 86-20-38601850 Fax: 86-20-38601272 E-mail: sales@mornsun.cn [www.mornsun-power.com](http://www.mornsun-power.com)