




120W 3"×2" Green Open Frame Power Supply

**EPP-120S** series



User's Manual



勝特力電材超市-龍山店 886-3-5773766  
勝特力電材超市-光復店 886-3-5729570  
勝特力电子(上海) 86-21-34970699  
勝特力电子(深圳) 86-755-83298787  
<http://www.100y.com.tw>



## ■ Features

- 3"×2" Compact Size
- 120W convection, 150W peak (10sec.)
- EMI for both Class I & Class II configuration
- -30~+85°C wide range operating temperature
- No load power consumption<0.3W
- High efficiency up to 94%
- Protections: Short circuit / Overload / Over voltage / Over temperature
- Operating altitude up to 5000 meters (Note.5)
- 3 years warranty

## ■ Applications

- Industrial automation machinery
- Industrial control system
- Mechanical and electrical equipment
- Electronic instruments, equipments or apparatus

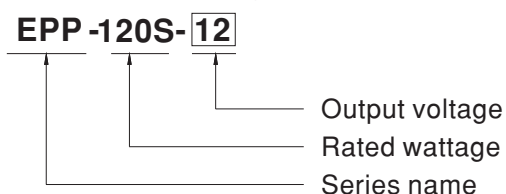
## ■ GTIN CODE

MW Search: <https://www.meanwell.com/serviceGTIN.aspx>

## ■ Description

EPP-120S is a 120W highly reliable green PCB type power supply with a high power density on the 3" by 2" footprint. It accepts 80~264VAC input and offers various output voltages between 12V and 48V. The working efficiency is up to 94% and the extremely low no load power consumption is down below 0.3W. EPP-120S is able to be used for both Class I (with FG) and Class II (no FG) system design. EPP-120S has the complete protection functions; it is complied with the international safety regulations such as TUV BS EN/EN62368-1, BS EN/EN60335-1, UL62368-1 and IEC62368-1. EPP-120S series serves as a high price-to-performance power supply solution for various industrial applications.

## ■ Model Encoding



**SPECIFICATION**

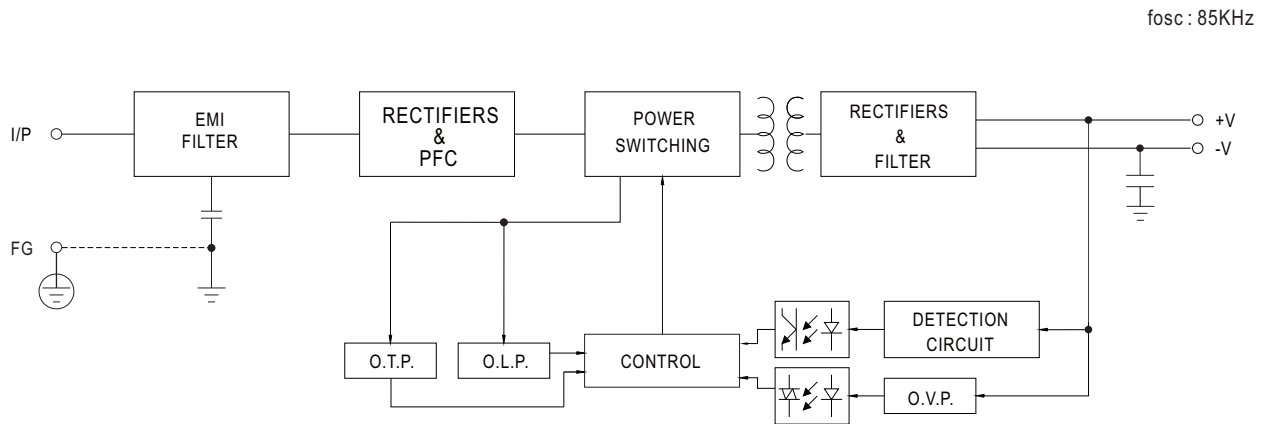
MODEL			EPP-120S-12	EPP-120S-15	EPP-120S-24	EPP-120S-27	EPP-120S-48
OUTPUT	DC VOLTAGE		12V	15V	24V	27V	48V
	CURRENT	Peak(10 sec.)	11.8A	9.5A	6.25A	5.55A	3.125A
		Convection	9.5A	7.6A	5A	4.44A	2.5A
	RATED POWER	Peak(10 sec.)	141.6W	142.5W	150W	149.8W	150W
		Convection	114W	114W	120W	119.9W	120W
	RIPPLE & NOISE (max.) Note.2		100mVp-p	120mVp-p	150mVp-p	150mVp-p	200mVp-p
	VOLTAGE ADJ. RANGE		11.4~12.6V	14.3~15.8V	22.8~25.2V	25.6 ~ 28.4V	45.6 ~50.4V
	VOLTAGE TOLERANCE Note.3		± 2.0%	± 2%	± 1.0%	± 1.0%	± 1.0%
	LINE REGULATION		± 0.5%	± 0.5%	± 0.5%	± 0.5%	± 0.5%
	LOAD REGULATION		± 1.0%	± 1.0%	± 1.0%	± 1.0%	± 1.0%
SETUP, RISE TIME		600ms, 30ms/230VAC      600ms, 30ms/115VAC at full load					
HOLD UP TIME (Typ.)		15ms/230VAC      15ms/115VAC at full load					
INPUT	VOLTAGE RANGE Note.4		80 ~ 264VAC      113 ~ 370VDC				
	FREQUENCY RANGE		47 ~ 63Hz				
	POWER FACTOR		PF>0.94/230VAC      PF>0.98/115VAC at full load				
	EFFICIENCY (Typ.)		91%	92%	93%	94%	93.5%
	AC CURRENT (Typ.)		2.3A/115VAC      1.1A/230VAC				
	INRUSH CURRENT (Typ.)		COLD START    30A/115VAC      60A/230VAC				
	LEAKAGE CURRENT		<0.75mA / 240VAC				
PROTECTION	OVERLOAD		130~160% rated output power				
			Protection type : Hiccup mode, recovers automatically after fault condition is removed				
	OVER VOLTAGE		13.2 ~ 15.6V	16.5 ~ 19.5V	26.4 ~ 31.2V	29.7 ~ 35V	52.8 ~ 62.4V
			Protection type : Shut down o/p voltage, re-power on to recover				
	OVER TEMPERATURE		Protection type : Shut down o/p voltage, recovers automatically after temperature goes down				
ENVIRONMENT	WORKING TEMP.		-30 ~ +85℃ (Refer to "Derating Curve")				
	WORKING HUMIDITY		20 ~ 90% RH non-condensing				
	STORAGE TEMP.		-40 ~ +85℃				
	TEMP. COEFFICIENT		± 0.03%/℃ (0 ~ 50℃)				
	VIBRATION		10 ~ 500Hz, 2G 10min./1cycle, 60min. each along X, Y, Z axes				
	OPERATING ALTITUDE (Note.5)		5000 meters				
	SAFETY & EMC (Note 6)	SAFETY STANDARDS		UL62368-1, TUV BS EN/EN62368-1, BS EN/EN60335-1, IEC62368-1, CCC GB4943.1, EAC TP TC 004 approved			
WITHSTAND VOLTAGE		I/P-O/P:4KVAC    I/P-FG:2KVAC    O/P-FG:1.5KVAC					
ISOLATION RESISTANCE		I/P-O/P, I/P-FG, O/P-FG: 100M Ohms / 500VDC / 25℃ / 70% RH					
EMC EMISSION		GB9254.1 Class B,GB17625 Class A					
		Parameter	Standard		Test Level / Note		
		Conducted emission	BS EN/EN55032 (CISPR32)		Class B		
		Radiated emission	BS EN/EN55032 (CISPR32)		Class I : Class B , Class II : Class A		
		Harmonic current	BS EN/EN61000-3-2		Class A		
		Voltage flicker	BS EN/EN61000-3-3		-----		
EMC IMMUNITY		BS EN/EN55035, BS EN/EN61000-6-2					
		Parameter	Standard		Test Level / Note		
		ESD	BS EN/EN61000-4-2		Level 3, 8KV air ; Level 3, 4KV contact		
		RF field susceptibility	BS EN/EN61000-4-3		Level 3, 10V/m( 80MHz~2.7GHz ) Table 9, 9~28V/m( 385MHz~5.78GHz )		
		EFT bursts	BS EN/EN61000-4-4		Level 3, 2KV		
		Surge susceptibility	BS EN/EN61000-4-5		Level 4, 4KV/Line-FG; 2KV/Line-Line		
		Conducted susceptibility	BS EN/EN61000-4-6		Level 3, 10V		
		Magnetic field immunity	BS EN/EN61000-4-8		Level 4, 30A/m		
		Voltage dip, interruption	BS EN/EN61000-4-11		95% dip 0.5 periods, 30% dip 25 periods, 95% interruptions 250 periods		
		OTHERS	MTBF		4071.1K hrs min.    Telcordia SR-332 (Bellcore) ; 470.2K hrs min.    MIL-HDBK-217F (25℃)		
DIMENSION			76.2*50.8*28mm (L*W*H) or 3" * 2" *1.1" inch				
PACKING			0.13Kg; 100pcs/14Kg/1.13CUFT				
NOTE			1. All parameters NOT specially mentioned are measured at 230VAC input, rated load and 25 of ambient temperature. 2. Ripple & noise are measured at 20MHz of bandwidth by using a 12" twisted pair-wire terminated with a 0.1 μ F & 47 μ F parallel capacitor. 3. Tolerance : includes set up tolerance, line regulation and load regulation. 4. Derating may be needed under low input voltages. Please check the derating curve for more details. 5. The ambient temperature derating of 3.5℃/1000m with fanless models and of 5℃/1000m with fan models for operating altitude higher than 2000m(6500ft). 6. The power supply is considered a component which will be installed into a final equipment. All the EMC tests are been executed by mounting the unit on a 360mm*360mm metal plate with 1mm of thickness. The final equipment must be re-confirmed that it still meets EMC directives. For guidance on how to perform these EMC tests, please refer to "EMI testing of component power supplies." (as available on <a href="https://www.meanwell.com/Upload/PDF/EMI_statement_en.pdf">https://www.meanwell.com/Upload/PDF/EMI_statement_en.pdf</a> ) ※ Product Liability Disclaimer : For detailed information, please refer to <a href="https://www.meanwell.com/serviceDisclaimer.aspx">https://www.meanwell.com/serviceDisclaimer.aspx</a>				



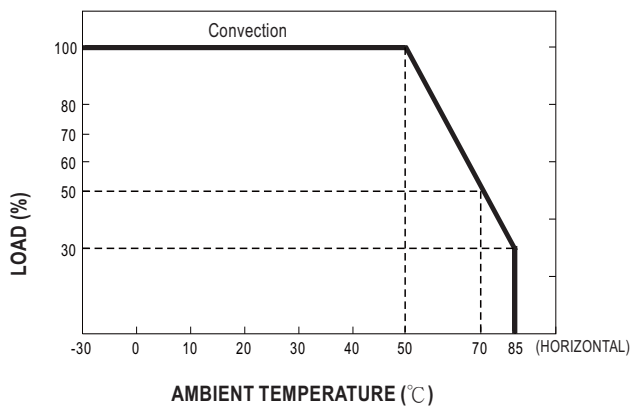
120W 3"x2" Green Open Frame Power Supply

**EPP-120S** series

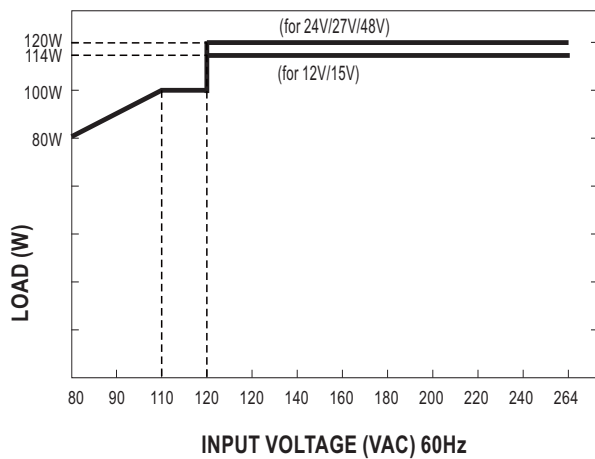
### ■ Block Diagram



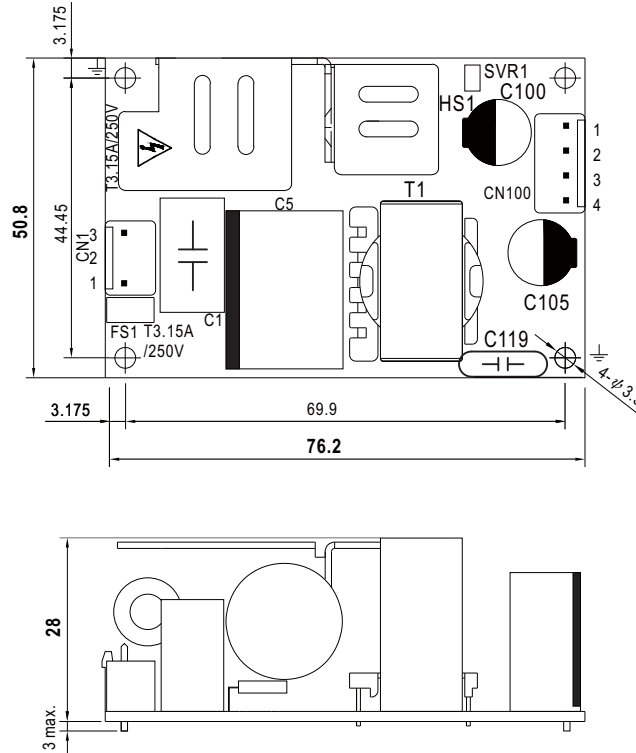
### ■ Derating Curve



### ■ Output Derating VS Input Voltage



## Mechanical Specification

(Unit: mm , tolerance  $\pm 1$ mm)


AC Input Connector (CN1) : JST B3P-VH or equivalent

Pin No.	Assignment	Mating Housing	Terminal
1	AC/L	JST VHR or equivalent	JST SVH-21T-P1.1 or equivalent
2	No Pin		
3	AC/N		

DC Output Connector (CN100) : JST B4P-VH or equivalent

Pin No.	Assignment	Mating Housing	Terminal
1,2	+V	JST VHR or equivalent	JST SVH-21T-P1.1 or equivalent
3,4	-V		

⚠ 1.HS1 must have safety isolation distance with system case.

※Note :

- 1.EPP-120S model delivers EMI Class B for both conducted emission and radiated emission for the power supply, when configured into Class I (with FG) system.
- 2.EPP-120S model delivers EMI Class B conducted emission and Class A radiated emission with King Core K5B RC (12\*15\*7) in output cable for the power supply when configured into Class II (no FG) system.

## Installation Manual

Please refer to : <http://www.meanwell.com/manual.html>

勝特力電材超市-龍山店 886-3-5773766  
 勝特力電材超市-光復店 886-3-5729570  
 勝特力電子(上海) 86-21-34970699  
 勝特力電子(深圳) 86-755-83298787  
<http://www.100y.com.tw>