



480W Single Output Industrial DIN RAIL Power Supply

WDR-480 series



■ Features :

- Single and two phase wide input range 180~550VAC
- Built-in active PFC circuit compliance to EN61000-3-2
- High efficiency 93% and low power dissipation
- Protections: Short circuit / Overload / Over voltage / Over temperature
- Cooling by free air convection
- Can be installed on DIN rail TS-35/7.5 or 15
- UL 508(industrial control equipment)approved
- EN61000-6-2(EN50082-2) industrial immunity level
- Built-in DC OK relay contact
- 100% full load burn-in test
- 3 years warranty

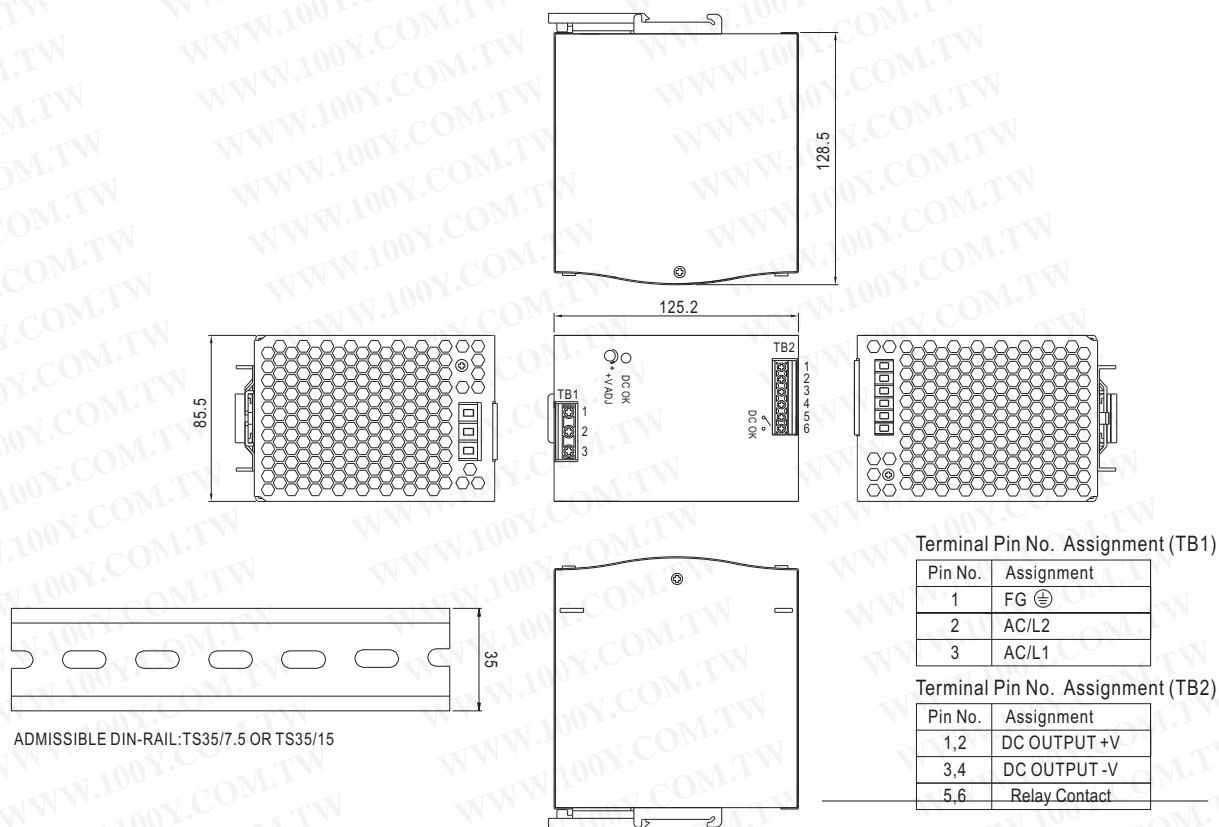


SPECIFICATION

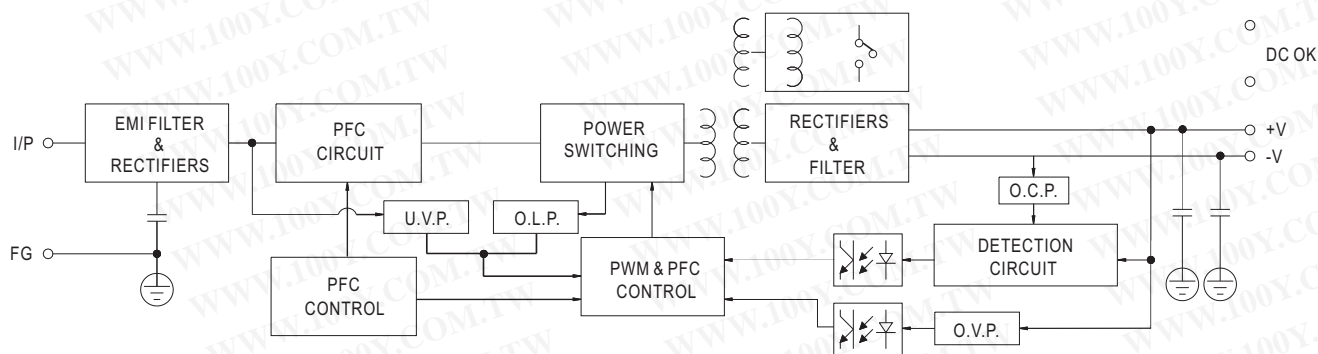
MODEL		WDR-480-24		WDR-480-48	
OUTPUT	DC VOLTAGE	24V		48V	
	RATED CURRENT	20A		10A	
	CURRENT RANGE	0 ~ 20A		0 ~ 10A	
	RATED POWER	480W		480W	
	RIPPLE & NOISE (max.) Note.2	100mVp-p		150mVp-p	
	VOLTAGE ADJ. RANGE	24 ~ 28V		48 ~ 55V	
	VOLTAGE TOLERANCE Note.3	±1.0%		±1.0%	
	LINE REGULATION	±0.5%		±0.5%	
	LOAD REGULATION	±1.0%		±1.0%	
	SETUP, RISE TIME	800ms, 150ms/400VAC 2000ms, 150ms/230VAC at full load			
HOLD UP TIME (Typ.)	18ms / 400VAC 16ms / 230VAC at full load				
INPUT	VOLTAGE RANGE Note.6	180 ~ 550VAC 254 ~ 780VDC			
	FREQUENCY RANGE	47 ~ 63Hz			
	POWER FACTOR (Typ.)	PF ≥ 0.84/400VAC PF ≥ 0.84/230VAC			
	EFFICIENCY (Typ.)	92%		93%	
	AC CURRENT (Typ.)	1.6A/400VAC 4A/230VAC			
	INRUSH CURRENT (Typ.)	COLD START 50A			
	LEAKAGE CURRENT	<3.5mA / 530VAC			
PROTECTION	OVERLOAD	105 ~ 130% rated output power Protection type : Constant current limiting, unit will shut down after 3 sec. ,auto-recovery after 1 minute if the fault condition is removed			
	OVER VOLTAGE	29 ~ 33V		56 ~ 65V Protection type : Shut down o/p voltage, auto-recovery after 1 minute if the fault condition is removed	
	OVER TEMPERATURE	95°C ±5°C (TSW) detect on heatsink of power switch			
		Protection type : Shut down o/p voltage, recovers automatically after temperature goes down			
FUNCTION	DC OK REALY CONTACT RATINGS (max.)	60Vdc/0.3A, 30Vdc/1A, 30Vac/0.5A resistive load			
ENVIRONMENT	WORKING TEMP. Note.5	-30 ~ +70°C (Refer to "Derating Curve")			
	WORKING HUMIDITY	20 ~ 95% RH non-condensing			
	STORAGE TEMP., HUMIDITY	-40 ~ +85°C, 10 ~ 95% RH			
	TEMP. COEFFICIENT	±0.03%/°C (0 ~ 50°C)			
	VIBRATION	Component:10 ~ 500Hz, 2G 10min./1cycle, 60min. each along X, Y, Z axes; Mounting: Compliance to IEC60068-2-6			
SAFETY & EMC (Note 4)	SAFETY STANDARDS	UL508 approved, IEC60950-1 CB approved by SIQ, design refer to GL			
	WITHSTAND VOLTAGE	I/P-O/P:3KVAC I/P-FG:2KVAC O/P-FG:0.5KVAC O/P-DC OK:0.5KVAC			
	ISOLATION RESISTANCE	I/P-O/P, I/P-FG, O/P-FG:>100M Ohms / 500VDC / 25°C / 70% RH			
	EMC EMISSION	Compliance to EN55022 (CISPR22), EN61204-3 Class B, EN61000-3-2,-3			
	EMC IMMUNITY	Compliance to EN61000-4-2,3,4,5,6,8,11, EN55024, EN61000-6-2 (EN50082-2), EN61204-3, heavy industry level, criteria A approved			
OTHERS	MTBF	112.8K hrs min. MIL-HDBK-217F (25°C)			
	DIMENSION	85.5*125.2*128.5mm (W*H*D)			
	PACKING	1.7Kg; 8pcs/14.6Kg/0.9CUFT			
NOTE	1. All parameters NOT specially mentioned are measured at 400VAC input, rated load and 25°C of ambient temperature. 2. Ripple & noise are measured at 20MHz of bandwidth by using a 12" twisted pair-wire terminated with a 0.1uf & 47uf parallel capacitor. 3. Tolerance : includes set up tolerance, line regulation and load regulation. 4. The power supply is considered a component which will be installed into a final equipment. The final equipment must be re-confirmed that it still meets EMC directives. 5. Installation clearances : 40mm on top, 20mm on the bottom, 5mm on the left and right side are recommended when loaded permanently with full power. In case the adjacent device is a heat source, 15mm clearance is recommended. 6. Derating may be needed under low input voltage. Please check the derating curve for more details.				

Case No.984B Unit:mm

Mechanical Specification



Block Diagram



DC OK Relay Contact

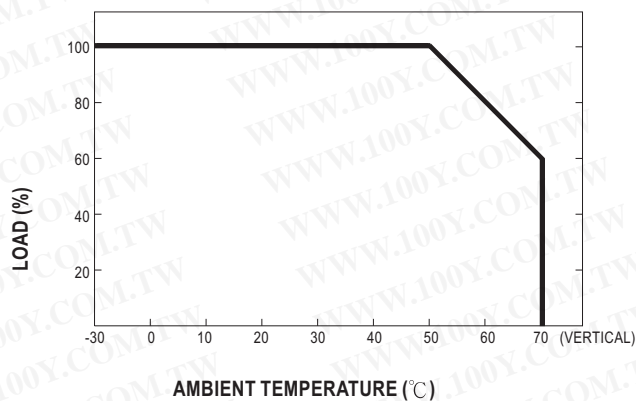
Contact Close	PSU turns on / DC OK.
Contact Open	PSU turns off / DC Fail.
Contact Ratings (max.)	30V/1A resistive load.



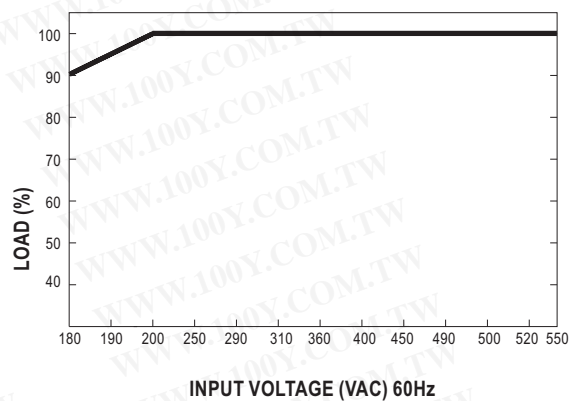
480W Single Output Industrial DIN RAIL Power Supply

WDR-480 series

■ Derating Curve



■ Output derating VS input voltage



勝特力材料 886-3-5753170
勝特力电子(上海) 86-21-34970699
勝特力电子(深圳) 86-755-83298787
[Http://www.100y.com.tw](http://www.100y.com.tw)