

# AC SOLID STATE RELAY

**KR4010AX**    **KR4050AX**  
**KR4015AX**    **KR4075AX**  
**KR4025AX**    **KR4090AX**  
**KR4040AX**

## KR SERIES

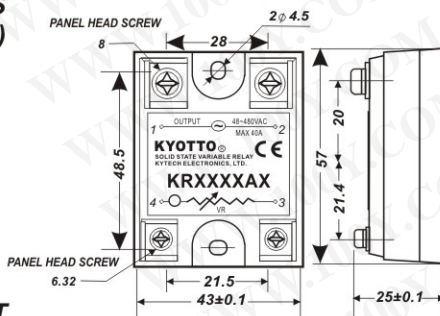


### SPECIFICATIONS

MODEL NO.	CONTROL IMPEDANCE	MUST TURN OFF VOLTAGE	INPUT IMPEDANCE	MAX LOAD CURRENT	LOAD VOLTAGE RANGE	MIN BLOCKING VOLTAGE	MAX OFF-STATE LEAKAGE	FREQUENCY RANGE	MAX 1-CYCLE PEAK SURGE
KR4010AX	VR 0~1M KΩ	MAX10VAC	1.5Kohm	10A	48~480VAC	1200VAC	15mA	47-70HZ	100A
KR4015AX	VR 0~1M KΩ	MAX10VAC	1.5Kohm	15A	48~480VAC	1200VAC	15mA	47-70HZ	150A
KR4025AX	VR 0~1M KΩ	MAX10VAC	1.5Kohm	25A	48~480VAC	1200VAC	15mA	47-70HZ	260A
KR4040AX	VR 0~1M KΩ	MAX10VAC	1.5Kohm	40A	48~480VAC	1200VAC	15mA	47-70HZ	400A
KR4050AX	VR 0~1M KΩ	MAX10VAC	1.5Kohm	50A	48~480VAC	1200VAC	15mA	47-70HZ	500A
KR4075AX	VR 0~1M KΩ	MAX10VAC	1.5Kohm	75A	48~480VAC	1200VAC	15mA	47-70HZ	750A
KR4090AX	VR 0~1M KΩ	MAX10VAC	1.5Kohm	90A	48~480VAC	1200VAC	15mA	47-70HZ	900A

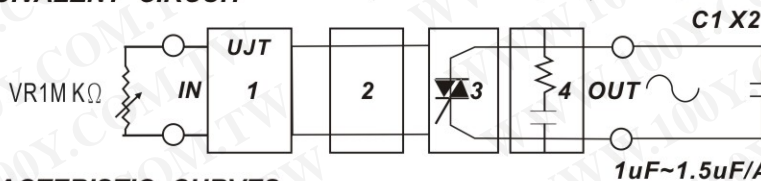
MODEL NO.	MAX OFF STATE dv/dt	MAX ON-STATE VOLTAGE DROP	ISOLATE IMPEDENCE	DIELECTRIC STRENGTH INPUT-OUTPUT	DIELECTRIC STRENGTH INPUT,OUTPUT-CASE	TURN ON TIME	TURN OFF TIME	CAPACITANCE IN-OUT	WEIGHT (g)
KR4010AX	1000V/μsec	2.0VACrms	10 <sup>9</sup> ohm	4000 VACrms	2500 VACrms	LESS 2 mSec	LESS 1/2 AC CYCLE	LESS 15 PF	95 g
KR4015AX	1000V/μsec	2.0VACrms	10 <sup>9</sup> ohm	4000 VACrms	2500 VACrms	LESS 2 mSec	LESS 1/2 AC CYCLE	LESS 15 PF	95 g
KR4025AX	1000V/μsec	2.0VACrms	10 <sup>9</sup> ohm	4000 VACrms	2500 VACrms	LESS 2 mSec	LESS 1/2 AC CYCLE	LESS 15 PF	100 g
KR4040AX	1000V/μsec	2.0VACrms	10 <sup>9</sup> ohm	4000 VACrms	2500 VACrms	LESS 2 mSec	LESS 1/2 AC CYCLE	LESS 15 PF	100 g
KR4050AX	1000V/μsec	2.0VACrms	10 <sup>9</sup> ohm	4000 VACrms	2500 VACrms	LESS 2 mSec	LESS 1/2 AC CYCLE	LESS 15 PF	100 g
KR4075AX	1000V/μsec	2.0VACrms	10 <sup>9</sup> ohm	4000 VACrms	2500 VACrms	LESS 2 mSec	LESS 1/2 AC CYCLE	LESS 15 PF	100 g
KR4090AX	1000V/μsec	2.0VACrms	10 <sup>9</sup> ohm	4000 VACrms	2500 VACrms	LESS 2 mSec	LESS 1/2 AC CYCLE	LESS 15 PF	100 g

### OUTLINE DIMENSIONS (unit:mm)



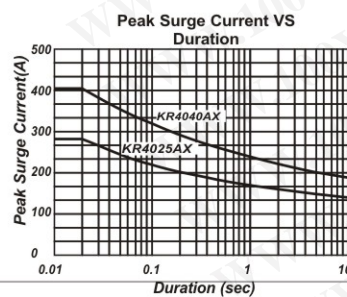
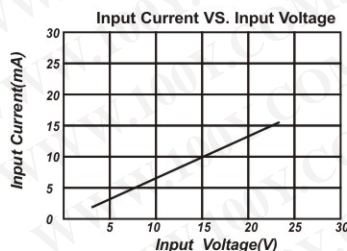
勝特力材料 886-3-5753170  
 勝特力电子(上海) 86-21-54151736  
 勝特力电子(深圳) 86-755-83298787  
[Http://www.100y.com.tw](http://www.100y.com.tw)

### EQUIVALENT CIRCUIT



- 1.INPUT CIRCUIT
- 2.UJT
- 3.OUTPUT CIRCUIT
- 4.PROTECTED CIRCUIT

### CHARACTERISTIC CURVES



**Attention:**  
 In order to be in compliance with the EMC Directive an additional X2 capacitor at the output is required if the SSR is operated as single component. In case the SSR is incorporated in an appliance the existing EMI filter may provide the required EMI suppression. The X2 capacitor must be placed as close as possible to the output terminals. See also above.

