



REL-MR- 24DC/21

Order No.: 2961105

勝特力材料 886-3-5753170
 勝特力电子(上海) 86-21-34970699
 勝特力电子(深圳) 86-755-83298787
[Http://www.100y.com.tw](http://www.100y.com.tw)




Pluggable miniature relays, with power contact, 1 PDT, input voltage 24 V DC

Commercial data	
GTIN (EAN)	4  017918 130893
sales group	G084
Pack	10 pcs.
Customs tariff	85364190
Catalog page information	Page 83 (IF-2009)

Product notes

WEEE/RoHS-compliant since: 06/01/2005



<http://www.download.phoenixcontact.com>
 Please note that the data given here has been taken from the online catalog. For comprehensive information and data, please refer to the user documentation. The General Terms and Conditions of Use apply to Internet downloads.

Technical data	
Coil side	
Nominal input voltage U_N	24 V DC
Nominal input current at U_{IN}	7 mA
Typical response time	5 ms
Typical release time	2.5 ms
Coil resistance	3390 $\Omega \pm 10\%$ (at 20°C)

Contact side	
Contact type	Single contact, 1-PDT
Contact material	AgSnO
Maximum switching voltage	250 V AC/DC
Minimum switching voltage	5 V (at 100 mA)
Maximum inrush current	(on request)
Min. switching current	10 mA (at 12 V)
Limiting continuous current	6 A
Interrupting rating (ohmic load) max.	140 W (at 24 V DC) 20 W (for 48 V DC) 18 W (for 60 V DC) 23 W (for 110 V DC) 40 W (for 220 V DC) 1500 VA (for 250 V AC)
General data	
Width	5 mm
Height	28 mm
Depth	15 mm
Test voltage relay winding/relay contact	4 kV AC (50 Hz, 1 min.)
Ambient temperature (operation)	-40 °C ... 85 °C
Ambient temperature (storage/transport)	-40 °C ... 85 °C
Operating mode	100% operating factor
Mechanical service life	2 x 10 ⁷ cycles
Standards/regulations	IEC 60664 EN 50178 IEC 62103
Pollution degree	3
Surge voltage category	III
Mounting position	Any
Assembly instructions	In rows with zero spacing
Connection data	
Type of connection	Plug / solder connection

Certificates / Approvals



Certification

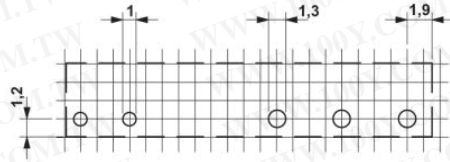
CUL, GL, GOST, UL, VDE-PZI, VDE-PZI

Additional products

Item	Designation	Description
General		
2966058	PLC-BSC- 24DC/ 1/ACT	6.2 mm PLC actuator basic terminal blocks with screw connection method, input voltage 24 V DC(without relay or optocoupler)
2966061	PLC-BSC- 24DC/ 1/SEN	6.2 mm PLC Sensor basic terminal blocks with screw connection method, input voltage 24 V DC(without relay or optocoupler)
2966016	PLC-BSC- 24DC/21	6.2 mm PLC basic terminal blocks with screw connection method, input voltage 24 V DC(without relay or optocoupler)
2966029	PLC-BSC- 24UC/21	6.2 mm PLC basic terminal blocks with screw connection method, input voltage 24 V AC/DC(without relay or optocoupler)
2966090	PLC-BSC- 48DC/21	6.2 mm PLC basic terminal blocks with screw connection method, input voltage 48 V DC(without relay or optocoupler)
2967196	PLC-BSP- 24DC/ 1/ACT	6.2 mm PLC PLC actuator basic terminal blocks with spring-cage connection method, input voltage 24 V DC(without relay or optocoupler)
2967206	PLC-BSP- 24DC/ 1/SEN	6.2 mm PLC Sensor basic terminal blocks with spring-cage connection method, input voltage 24 V DC(without relay or optocoupler)
2967219	PLC-BSP- 24DC/21	6.2 mm PLC basic terminal blocks with spring-cage connection method, input voltage 24 V DC(without relay or optocoupler)
2967222	PLC-BSP- 24UC/21	6.2 mm PLC basic terminal blocks with spring-cage connection method, input voltage 24 V AC/DC(without relay or optocoupler)
2967329	PLC-BSP- 48DC/21	6.2 mm PLC basic terminal blocks with spring-cage connection method, input voltage 48 V DC(without relay or optocoupler)

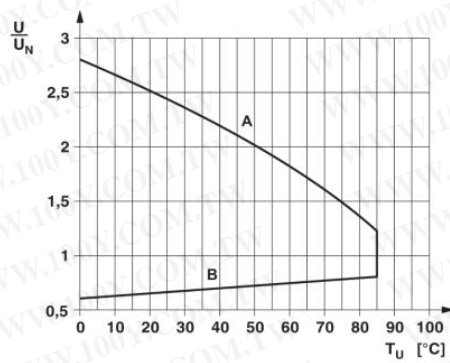
Diagrams/Drawings

Drilling plan/solder pad geometry

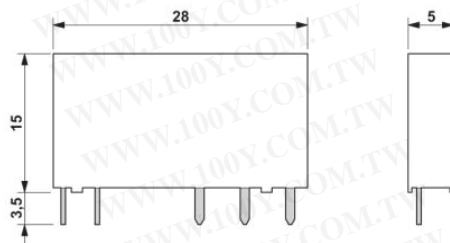


a = pitch division 1.25 mm and 1.27 mm

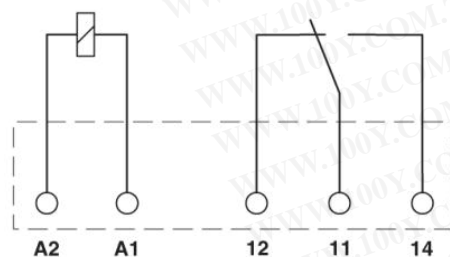
Diagram



Dimensioned drawing



Circuit diagram



勝特力材料 886-3-5753170
 勝特力电子(上海) 86-21-34970699
 勝特力电子(深圳) 86-755-83298787
[Http://www.100y.com.tw](http://www.100y.com.tw)