

大功率不燃性電阻器 Non Flammable Wire Wound Resistors

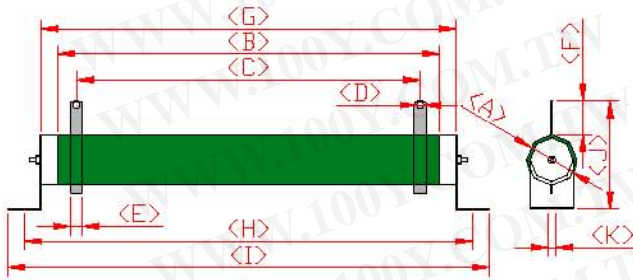
R series ◆電力型 . Power Type

R Type : 固定電阻, Fixed Resistors

SR Type : 可調電阻, Adjustable Resistors

NR Type : 無感電阻, Noninductive Resistors

勝特力材料 886-3-5753170
 勝特力电子(上海) 86-21-34970699
 勝特力电子(深圳) 86-755-83298787
[Http://www.100y.com.tw](http://www.100y.com.tw)



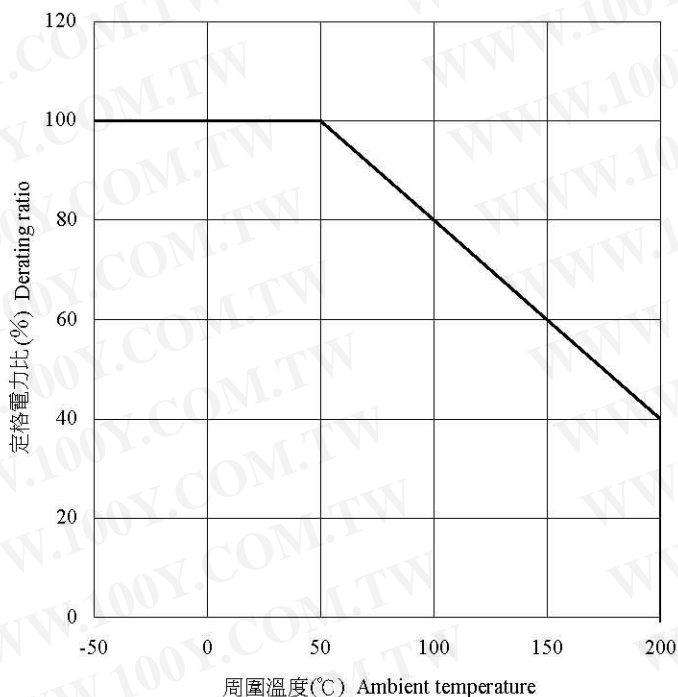
規格表 Spec.

定格電力 (W) Power Rating	尺寸 Dimensions (mm)											電阻值範圍 (Ω) Resistance Range	備註 Remark
	A±1	B±2	C±2	D±0.1	E±0.2	F±1	G±2	H±2	I±2	J±2	K±0.1		
R- 10W	12.5	45	37	2.1	4	10.5	46	53	63	28	4	1 Ω ~ 5K Ω	
R- 20W	16.5	60	49	3	5	12	70	78	97	42	4	1 Ω ~ 10K Ω	
R- 30W	16.5	80	69	3	5	12	90	98	117	42	4	1 Ω ~ 15K Ω	
R- 40W	16.5	110	99	3	5	12	120	128	147	42	4	1 Ω ~ 20K Ω	
R- 50W	25	110	94	5.2	8	19	120	142	164	58	6	0.1 Ω ~ 25K Ω	
R- 60W	28	90	72	5.2	8	17.6	101	125	145	60	6	0.1 Ω ~ 30K Ω	
R- 80W	28	110	92	5.2	8	17.6	121	145	165	60	6	0.1 Ω ~ 40K Ω	
R- 100W	28	140	122	5.2	8	17.6	151	175	195	60	6	0.1 Ω ~ 50K Ω	
R- 120W	28	160	142	5.2	8	17.6	171	195	215	60	6	0.1 Ω ~ 60K Ω	
R- 150W	28	195	177	5.2	8	17.6	206	230	250	60	6	0.1 Ω ~ 75K Ω	
R- 160W	35	185	167	5.2	8	18	197	219	249	75	8	0.1 Ω ~ 80K Ω	
R- 200W	35	210	190	5.2	8	18	222	244	274	75	8	0.1 Ω ~ 100K Ω	
R- 250W	40	210	186	5.5	10	17.5	224	245	277	88.8	9	0.5 Ω ~ 125K Ω	
R- 300W	40	260	241	5.5	10	17.5	273	294	327	88.8	9	0.5 Ω ~ 150K Ω	
R- 400W	40	330	305	5.5	10	17.5	343	362	396	88.8	9	0.5 Ω ~ 200K Ω	
R- 500W	50	330	298	6.4	12	25.5	346	367	400	99	10	0.5 Ω ~ 250K Ω	
R- 600W	50	400	368	6.4	12	25.5	416	437	470	99	10	0.5 Ω ~ 300K Ω	
R- 700W	50	460	428	6.4	12	25.5	475	497	528	99	10	0.5 Ω ~ 350K Ω	
R- 800W	60	460	420	6.4	15	28	480	502	533	112	10	0.5 Ω ~ 400K Ω	
R- 1000W	60	540	500	6.4	15	28	560	582	613	110	10	1 Ω ~ 500K Ω	
R- 1300W	65	650	615	6.4	15	31	672	696	725	125	10	1 Ω ~ 600K Ω	

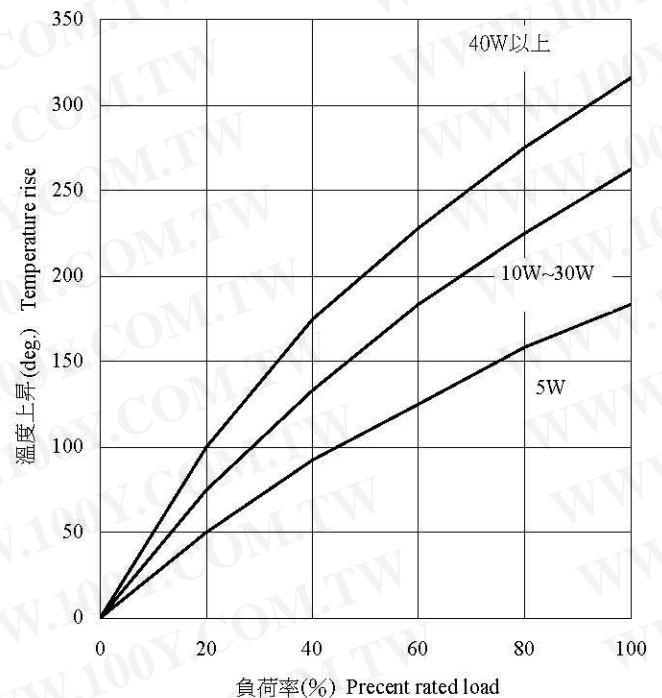
電氣特性 Electrical specification

特性 Characteristics	規格值 Limits	檢驗方法 Test methods
阻值和阻值的誤差 Resistance and resistance tolerance	Resistance nominal Resistance tolerance $1\Omega \leq R$ $\pm 5\%$ (J) $1\Omega > R$ $\pm 10\%$ (K)	JIS-C-5202 5-1
溫度係數 Temperature coefficient	$\pm 200\text{ppm}/^\circ\text{C}$ max.	JIS-C-5202 5-2 b
額定負載 Power rating load	$\Delta R/R \leq \pm(1\% + 0.05\Omega)$ 表面溫度上昇 (temperature) 350°C max.	JIS-C-5202 5-4
短時間過載 Short-time overload	定額10倍5秒過載 1000% rated power 5 seconds $\Delta R/R \leq \pm(2\% + 0.05\Omega)$	JIS-C-5202 5-5
絕緣阻值 Insulation resistance	DC500V $100\text{M}\Omega$ min.	JIS-C-5202 5-6
耐電壓 Dielectric withstanding voltage	AC3000V 1 mintue	JIS-C-5202 5-7

負載減輕曲線圖 Power Derating Curve



表面溫度上昇圖 Temperature Rise



短時間過載表 Short-time Overload Rating

負荷時間(Second) Load Time	1	2	3	4	5	10	30	60	180	300	600	900
電力增加率(%) Power Increase	2600	2000	1600	1400	1300	1000	600	450	200	150	120	110