

勝特力材料 886-3-5753170
 勝特力电子(上海) 86-21-54151736
 勝特力电子(深圳) 86-755-83298787
[Http://www.100y.com.tw](http://www.100y.com.tw)

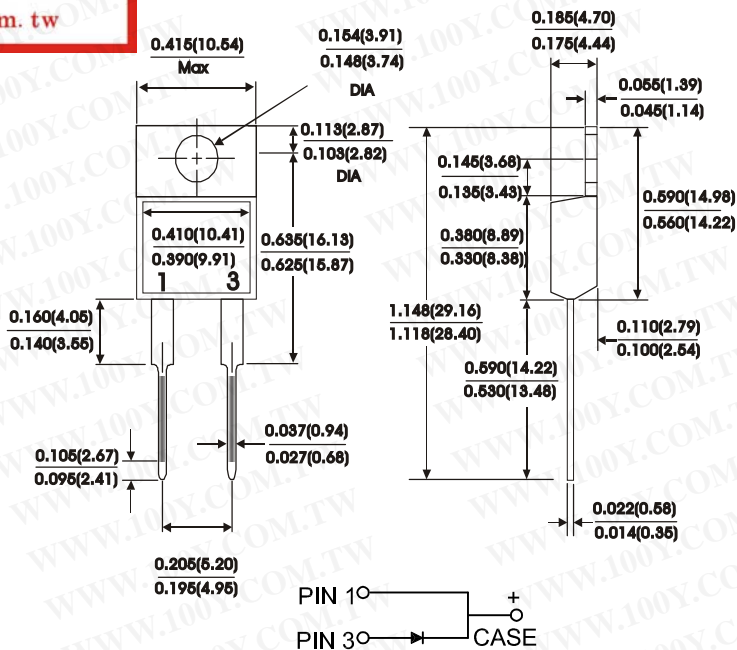
TO-220 AC

FEATURES:

- Plastic package Underwriters Laboratory Flammability Classification 94V-0
- Metal silicon junction Majority carrier conduction
- Low power loss, high efficiency
- High current capability, low forward voltage drop
- High temperature soldering guaranteed: 250°C/10 seconds, 0.25"(6.35mm) from case

MECHANICAL DATA

Case : JEDEC TO-220AC molded plastic
 Terminals : Leads solderable per MIL-STD-750 Method 2026
 Polarity : As marked
 Mounting Postition : Any
 Mounting Torque 5 in - lbs. max
 Weight : 0.08 ounce, 2.24 grams



Dimensions in inches and (millimeters)

MAXIMUM RATINGS AND ELECTRICAL CHARACTERISTICS

Rating at 25° C ambient temperature unless otherwise specified.
 Single phase half wave, 60 Hz resistive or inductive load.
 For capacitive load, derate current by 20%.

Characteristic	Symbol	SR 10H20	SR 10H30	SR 10H35	SR 10H40	SR 10H45	SR 10H50	SR 10H60	Units
Maximum recurrent peak reverse voltage	V_{RRM}	20	30	35	40	45	50	60	Volts
Maximum RMS voltage	V_{RMS}	14	21	25	28	32	35	42	Volts
Maximum DC blocking voltage	V_{DC}	20	30	35	40	45	50	60	Volts
Maximum average forward rectified current at (See Fig. 1)	I_o	10							Amps
Peak forward surge current 8.3ms single half sine-wave superimposed on rated load (JEDEC Method)	I_{FSM}	150							Amps
Maximum instantaneous forward voltage (NOTE 2) $I_F=10A$	V_F	0.63					0.71		Volts
Maximum instantaneous reverse current at rated DC blocking voltage (NOTE 2) $T_C=25^\circ C$ $T_C=125^\circ C$	I_R	100				12			μA mA
Typical thermal resistance (NOTE 1)	R_{th-JC}	2.0							°C/W
Operating temperature range	T_J	-65to+175							°C
Storage temperature range	T_{Stg}	-65to+175							°C

NOTES:
 (1) Thermal resistance from junction to case
 (2) Pulse test : 300 us pulse width, 1% duty cycle

RATINGS AND CHARACTERISTIC CURVES SR10H20 THRU SR10H60

FIG.1 - TYPICAL FORWARD CURRENT DERATING CURVE

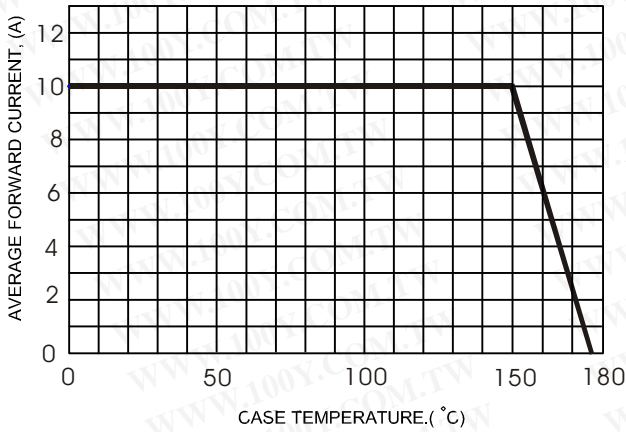


FIG.2 - TYPICAL FORWARD CHARACTERISTICS

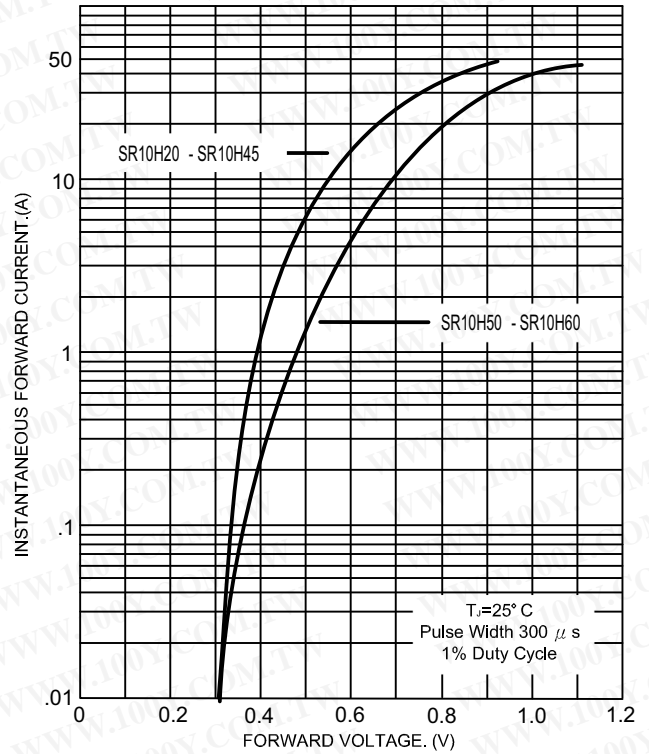
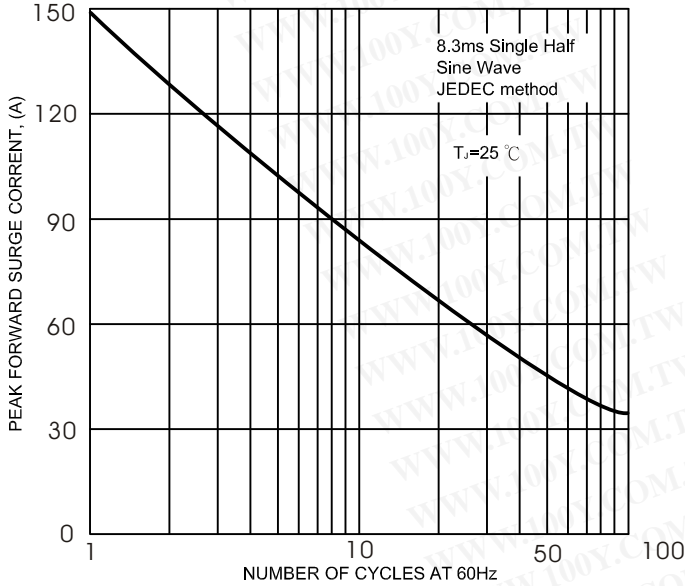


FIG.3 - MAXIMUM NON-REPETITIVE FORWARD SURGE CURRENT



勝特力材料 886-3-5753170
 勝特力电子(上海) 86-21-54151736
 勝特力电子(深圳) 86-755-83298787
[Http://www.100y.com.tw](http://www.100y.com.tw)

FIG.5- TYPICAL REVERSE CHARACTERISTICS

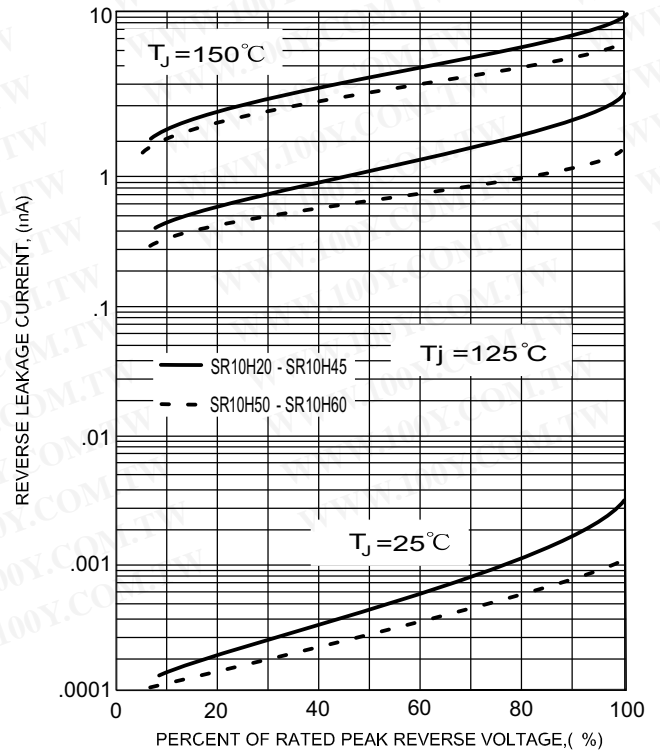


FIG.4- TYPICAL JUNCTION CAPACITANCE

