

勝特力材料 886-3-5753170
 勝特力电子(上海) 86-21-34970699
 勝特力电子(深圳) 86-755-83298787
[Http://www.100y.com.tw](http://www.100y.com.tw)

SM5817A THRU SM5819A



1.0 AMP SURFACE MOUNT SCHOTTKY BARRIER RECTIFIERS



FEATURES

- * Ideal for surface mount applications
- * Easy pick and place
- * Built-in strain relief
- * Low forward voltage drop

MECHANICAL DATA

- * Case: Molded plastic
- * Epoxy: UL 94V-0 rate flame retardant
- * Metallurgically bonded construction
- * Polarity: Color band denotes cathode end
- * Mounting position: Any
- * Weight: 0.063 grams

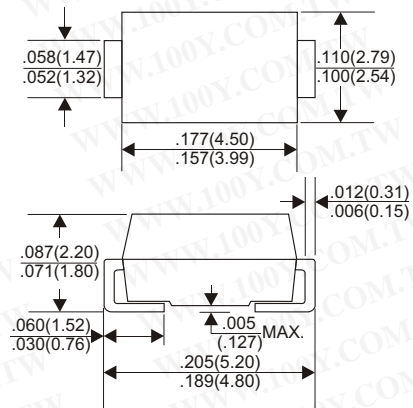
VOLTAGE RANGE

20 to 40 Volts

CURRENT

1.0 Ampere

DO-214AC(SMA)



MAXIMUM RATINGS AND ELECTRICAL CHARACTERISTICS

Rating 25°C ambient temperature unless otherwise specified.
 Single phase half wave, 60Hz, resistive or inductive load.
 For capacitive load, derate current by 20%.

TYPE NUMBER	SM5817A	SM5818A	SM5819A	UNITS
Maximum Recurrent Peak Reverse Voltage	20	30	40	V
Maximum RMS Voltage	14	21	28	V
Maximum DC Blocking Voltage	20	30	40	V
Maximum Average Forward Rectified Current .375"(9.5mm) Lead Length at Ta=90°C		1.0		A
Peak Forward Surge Current, 8.3 ms single half sine-wave superimposed on rated load (JEDEC method)		25		A
Maximum Instantaneous Forward Voltage at 1.0A	0.45	0.55	0.60	V
Maximum DC Reverse Current Ta=25°C		1.0		mA
at Rated DC Blocking Voltage Ta=100°C		10		mA
Typical Junction Capacitance (Note1)		110		pF
Typical Thermal Resistance R _{JA} (Note 2)		80		°C/W
Operating Temperature Range T _J		-65 — +125		°C
Storage Temperature Range T _{STG}		-65 — +150		°C

NOTES:

1. Measured at 1MHz and applied reverse voltage of 4.0V D.C.
2. Thermal Resistance Junction to Ambient.

RATING AND CHARACTERISTIC CURVES (SM5817A THRU SM5819A)

FIG.1-TYPICAL FORWARD CHARACTERISTICS

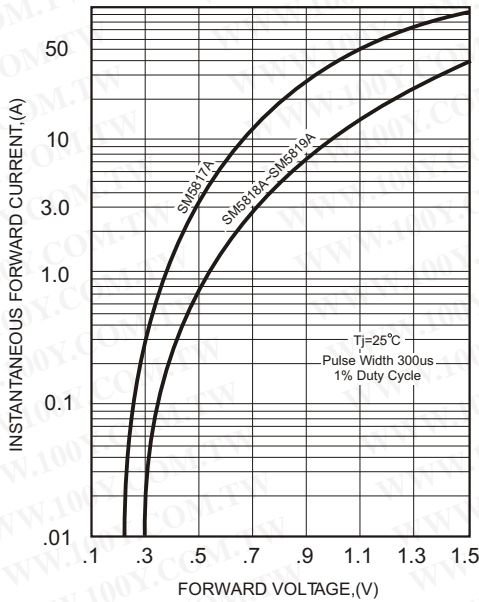


FIG.2-TYPICAL FORWARD CURRENT DERATING CURVE

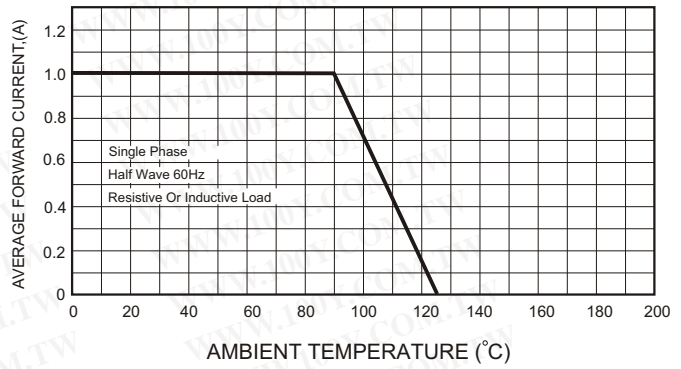


FIG.4-MAXIMUM NON-REPETITIVE FORWARD SURGE CURRENT

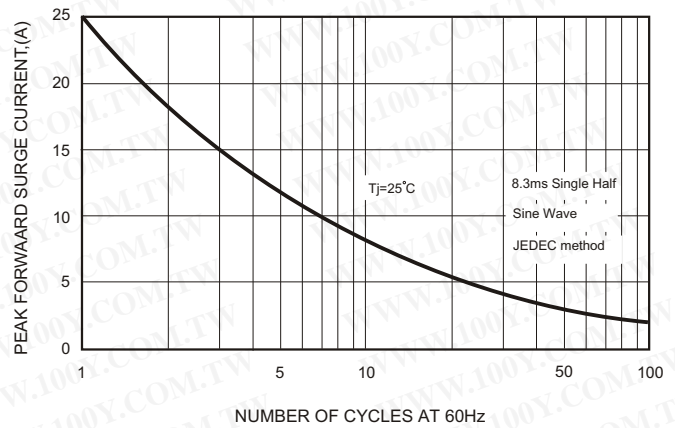


FIG.3 - TYPICAL REVERSE CHARACTERISTICS

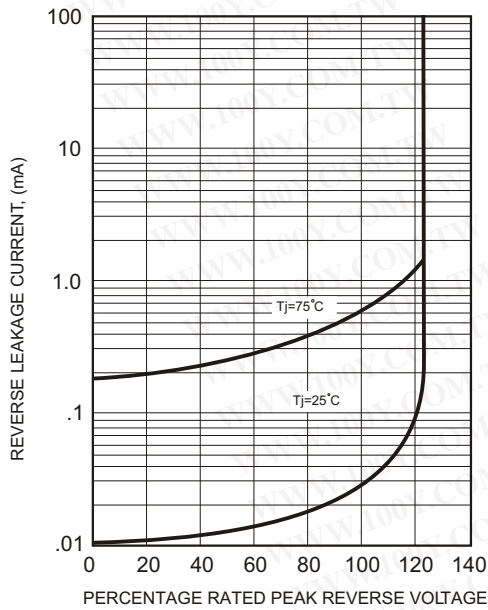


FIG.5-TYPICAL JUNCTION CAPACITANCE

