



Micro Commercial Components

1N4148

500mW High Speed Switching Diode 100 Volt

Features

- High Reliability
- Low Current Leakage
- Metalurgically Bonded Construction
- Moisture Sensitivity: Level 1 per J-STD-020C
- Marking : Cathode band and type number
- Lead Free Finish/Rohs Compliant (Note1) ("P" Suffix designates Compliant. See ordering information)

Maximum Ratings

- Operating Temperature: -65°C to +175°C
- Storage Temperature: -65°C to +175°C
- Maximum Thermal Resistance: 300K/W Junction To Ambient

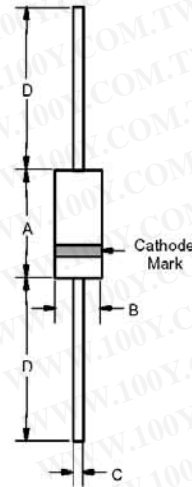
Electrical Characteristics @ 25°C Unless Otherwise Specified

Reverse Voltage	V_R	75V	
Breakdown Voltage	V_{BR}	100V	$I_R=100\mu A$
Average Forward Current	I_O	150mA	
Power Dissipation	P_{TOT}	500mW	
Junction Temperature	T_J	175°C	
Peak Forward Surge Current	I_{FSM}	2.0A	$t_p = 1.0\mu s$
Maximum Instantaneous Forward Voltage	V_F	1.0V	$I_{FM} = 10mA$
Maximum DC Reverse Current At Rated DC Blocking Voltage	I_R	25nA 5.0μA 50μA	$V_R=20V; T_J = 25^\circ C$ $V_R=75V; T_J = 25^\circ C$ $V_R=20V; T_J = 150^\circ C$
Maximum Junction Capacitance	C_J	4.0pF	Measured at 1.0MHz, $V_R=0V$
Maximum Reverse Recovery Time	T_{rr}	4.0ns	$I_F=10mA; V_R = 6V$ $R_L=100\Omega$

*Pulse test: Pulse width 300 μsec, Duty cycle 2%

Note: 1. Lead in Glass Exemption Applied, see EU Directive Annex 5.

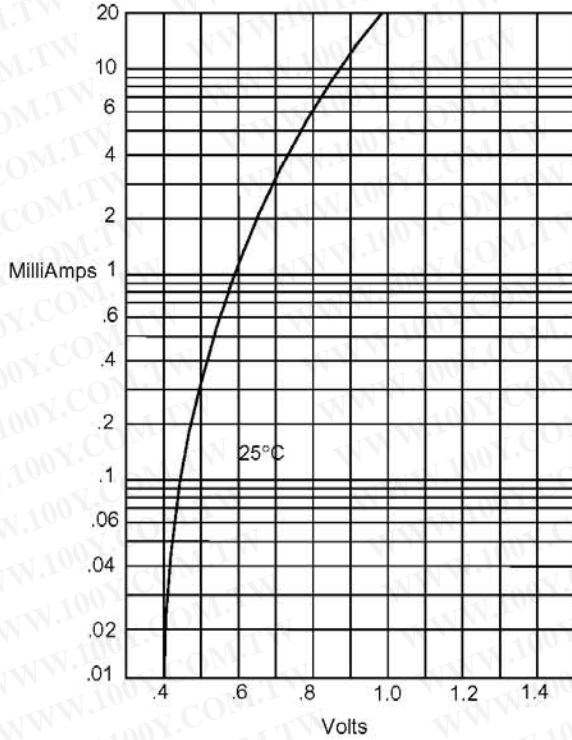
DO-35



DIM	DIMENSIONS				NOTE
	INCHES		MM		
	MIN	MAX	MIN	MAX	
A	---	.166	---	4.2	
B	---	.079	---	2.00	
C	---	.020	---	.52	
D	1.000	---	25.40	---	

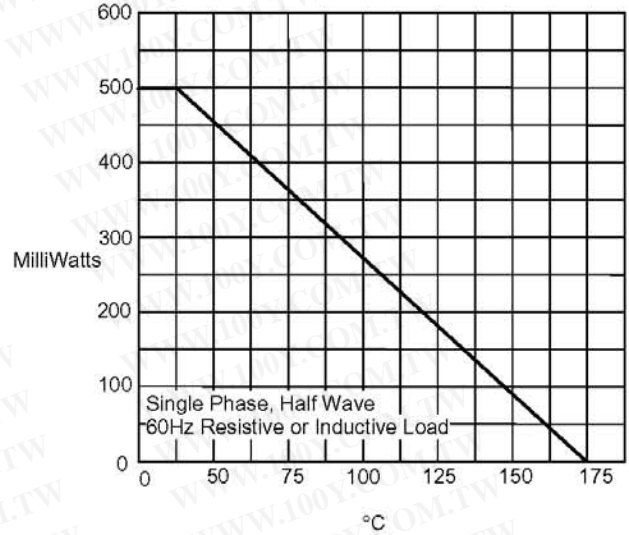
1N4148

Figure 1
Typical Forward Characteristics



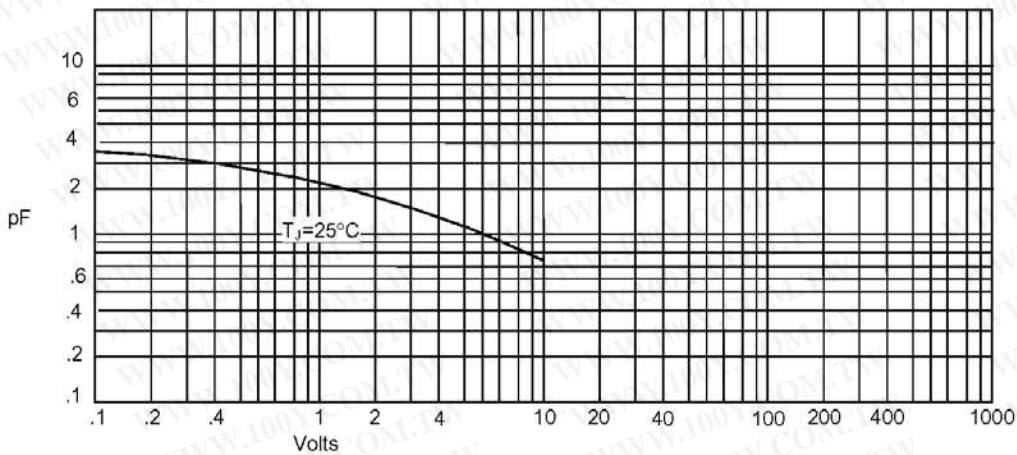
Instantaneous Forward Current - MilliAmperes versus
Instantaneous Forward Voltage - Volts

Figure 2
Power Dissipation Derating Curve



Admissible Power Dissipation - MilliWatts versus
Junction Temperature - °C

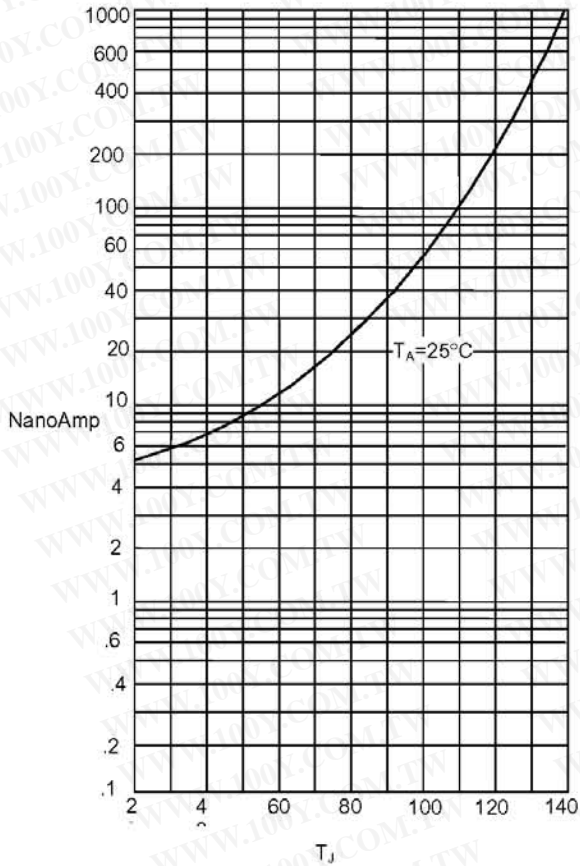
Figure 3
Junction Capacitance



Junction Capacitance - pF versus
Reverse Voltage - Volts

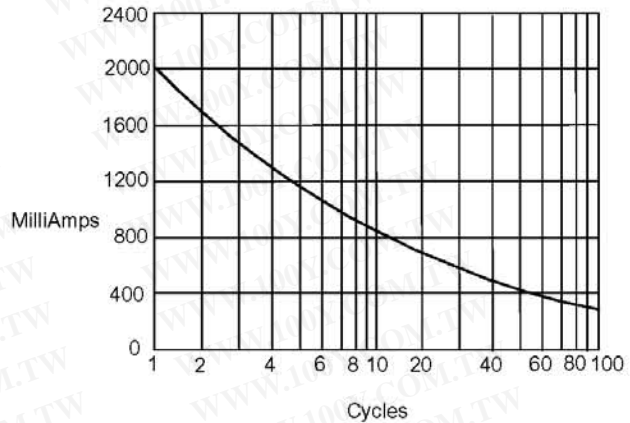
1N4148

Figure 4
Typical Reverse Characteristics



Instantaneous Reverse Leakage Current - NanoAmperes versus Junction Temperature - °C

Figure 5
Peak Forward Surge Current



Peak Forward Surge Current - Amperes versus Number Of Cycles At 60Hz - Cycles



Micro Commercial Components

勝特力材料 886-3-5753170
勝特力电子(上海) 86-21-34970699
勝特力电子(深圳) 86-755-83298787
[Http://www.100y.com.tw](http://www.100y.com.tw)

Ordering Information

Device	Packing
(Part Number)-TP	Tape&Reel; 10Kpcs/Reel
(Part Number)-AP	Ammo Packing;5Kpcs/AmmoBox
(Part Number)-BP	Bulk;500pcs/Bag

IMPORTANT NOTICE

Micro Commercial Components Corp. reserves the right to make changes without further notice to any product herein to make corrections, modifications, enhancements, improvements, or other changes. *Micro Commercial Components Corp.* does not assume any liability arising out of the application or use of any product described herein; neither does it convey any license under its patent rights, nor the rights of others. The user of products in such applications shall assume all risks of such use and will agree to hold *Micro Commercial Components Corp.* and all the companies whose products are represented on our website, harmless against all damages.

APPLICATIONS DISCLAIMER

Products offer by *Micro Commercial Components Corp.* are not intended for use in Medical, Aerospace or Military Applications.