



Micro Commercial Components



Micro Commercial Components
20736 Marilla Street Chatsworth
CA 91311
Phone: (818) 701-4933
Fax: (818) 701-4939

勝特力材料 886-3-5753170
勝特力电子(上海) 86-21-34970699
勝特力电子(深圳) 86-755-83298787
[Http://www.100y.com.tw](http://www.100y.com.tw)

BAT54 THRU BAT54S

Features

- Low Forward Voltage
- Surface Mount device
- Epoxy meets UL 94 V-0 flammability rating
- Moisture Sensitivity Level 1

MCC Catalog Number	Device Marking		Type	Pin Configuration See page 3
	1	2		
BAT54	KL1	L4	Single	Figure 1
BAT54A	KL2	L42	Dual	Figure 2
BAT54C	KL3	L43	Dual	Figure 3
BAT54S	KL4	L44	Dual	Figure 4

Maximum Ratings

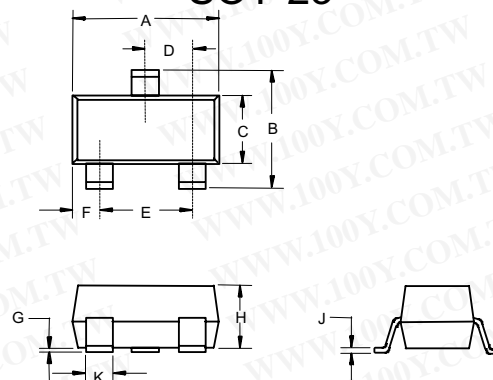
Continuos Reverse Voltage	V_R	30V
Forward ContinuousCurrent	I_F	200mA
Non-Repetitive Peak Forward Current $t < 1s$	I_{FSM}	0.6A
Total Power Dissipation @ $T_A = 25^\circ C$	P_D	200mW
Storage Temperature Range	T_{stg}	$-55^\circ C$ to $150^\circ C$
Operating Junction Temperature Range	T_J	$-55^\circ C$ to $125^\circ C$
Soldering temperature during 10s	T	$260^\circ C$

Electrical Characteristics @ $25^\circ C$ Unless Otherwise Specified

Characteristics	Symbol	Max.	Notes
Forward Voltage at $I_F = 0.1mA$ $I_F = 1mA$ $I_F = 10mA$ $I_F = 30mA$ $I_F = 100mA$	V_F	240mV 320mV 400mV 500mV 1000mV	
Reverse Current	I_R	2.0 μA	$V_R = 25V$
Capacitance	C_J	10pF	Measured at 1.0MHz, $V_R = 1.0V$
Reverse Recovery Time	t_{rr}	5nS	$I_F = I_R = 10mA$; $I_{(REC)} = 1mA$
Thermal Resistance, Junction to Ambient	$R_{\theta JA}$	$500^\circ C/W$	

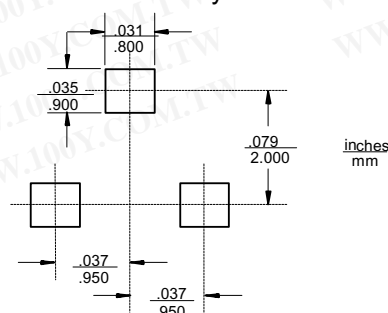
200mWatt, 30Volt Schottky Barrier Diode

SOT-23

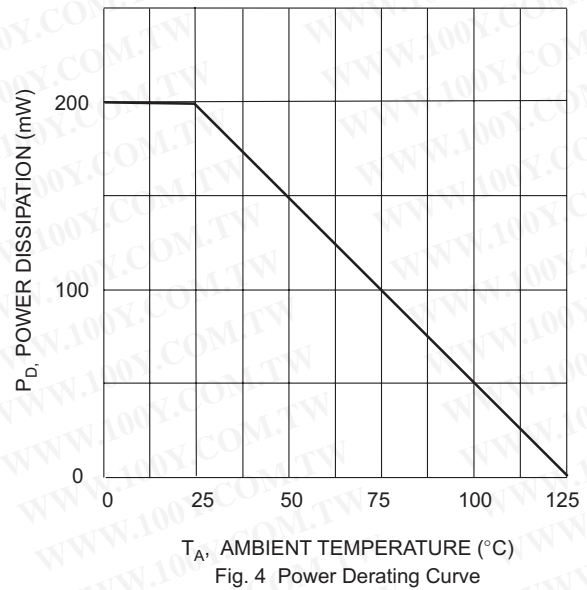
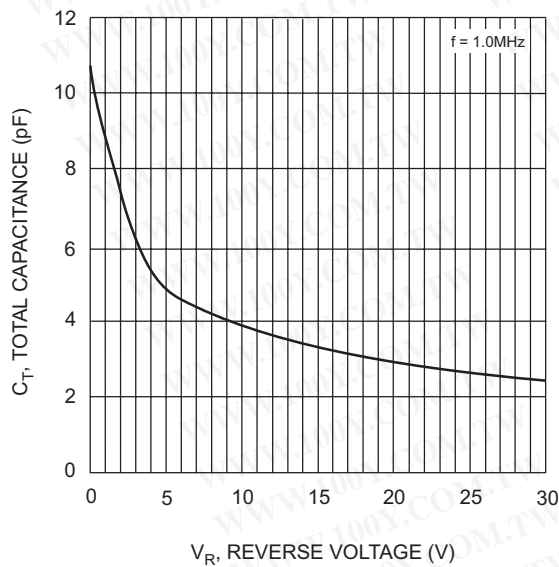
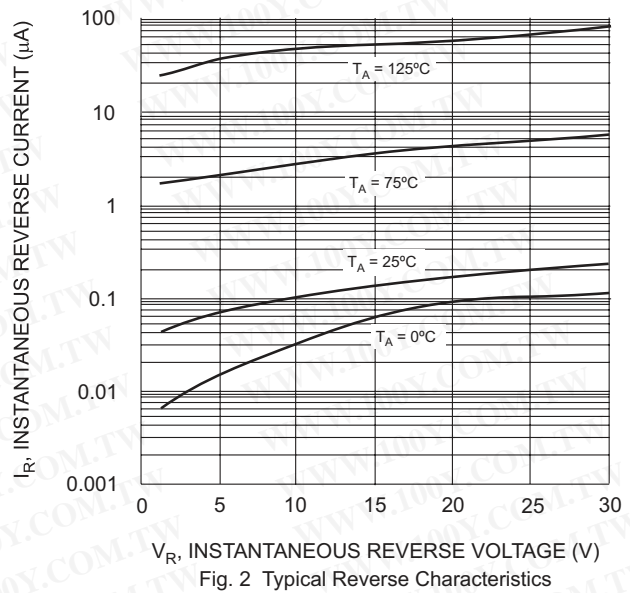
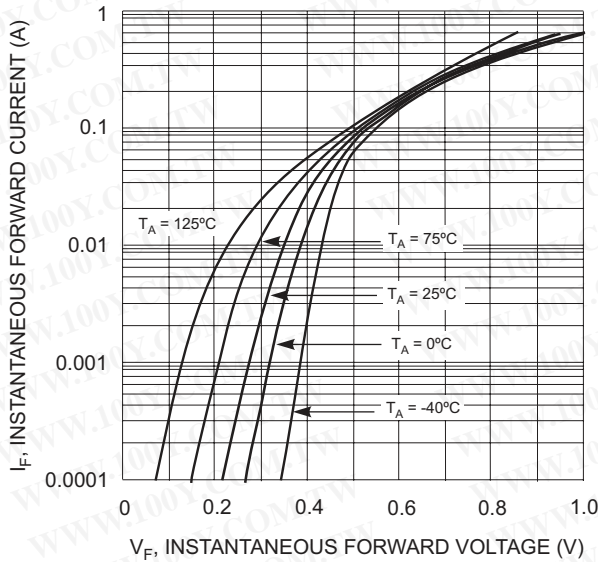


DIM	INCHES		MM		NOTE
	MIN	MAX	MIN	MAX	
A	.110	.120	2.80	3.04	
B	.083	.104	2.10	2.64	
C	.047	.055	1.20	1.40	
D	.035	.041	.89	1.03	
E	.070	.081	1.78	2.05	
F	.018	.024	.45	.60	
G	.0005	.0039	.013	.100	
H	.035	.044	.89	1.12	
J	.003	.007	.085	.180	
K	.015	.020	.37	.51	

Suggested Solder Pad Layout



BAT54 thru BAT54S



Pin Configuration - Top View

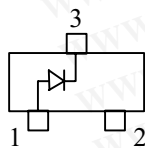


Figure 1

BAT54

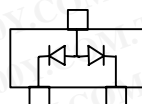


Figure 2

BAT54A

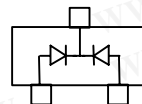


Figure 3

BAT54C

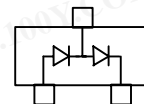


Figure 4

BAT54S

Ordering Information :

Device	Packing
Part Number-TP	Tape&Reel: 3Kpcs/Reel

IMPORTANT NOTICE

Micro Commercial Components Corp. reserves the right to make changes without further notice to any product herein to make corrections, modifications, enhancements, improvements, or other changes. **Micro Commercial Components Corp.** does not assume any liability arising out of the application or use of any product described herein; neither does it convey any license under its patent rights, nor the rights of others. The user of products in such applications shall assume all risks of such use and will agree to hold **Micro Commercial Components Corp.** and all the companies whose products are represented on our website, harmless against all damages.

LIFE SUPPORT

MCC's products are not authorized for use as critical components in life support devices or systems without the express written approval of Micro Commercial Components Corporation.

CUSTOMER AWARENESS

Counterfeiting of semiconductor parts is a growing problem in the industry. Micro Commercial Components (MCC) is taking strong measures to protect ourselves and our customers from the proliferation of counterfeit parts. MCC strongly encourages customers to purchase MCC parts either directly from MCC or from Authorized MCC Distributors who are listed by country on our web page cited below. Products customers buy either from MCC directly or from Authorized MCC Distributors are genuine parts, have full traceability, meet MCC's quality standards for handling and storage. **MCC will not provide any warranty coverage or other assistance for parts bought from Unauthorized Sources.** MCC is committed to combat this global problem and encourage our customers to do their part in stopping this practice by buying direct or from authorized distributors.