



FAST RECOVER RECTIFIER

FR301 THRU FR307

VOLTAGE RANGE
CURRENT

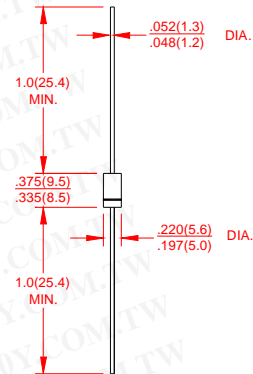
50 to 1000 Volts
3.0Ampere

FEATURES

- Low coat construction
- Fast switching for high efficiency.
- Low reverse leakage
- High forward surge current capability
- High temperature soldering guaranteed:
260°C/10 secods/.375"(9.5mm)lead length at 5 lbs(2.3kg) tension

MECHANICAL DATA

- Case: Transfer molded plastic
- Epoxy: UL94V-O rate flame retardant
- Polarity: Color band denotes cathode end
- Lead: Plated axial lead, solderable per MIL-STD-202E method 208C
- Mounting position: Any
- Weight: 0.042ounce, 1.19 grams



DO-27

Dimensions in inches and (millimeters)

MAXIMUM RATINGS AND ELECTRICAL CHARACTERISTICS

- Ratings at 25°C ambient temperature unless otherwise specified
- Single Phase, half wave, 60Hz, resistive or inductive load
- For capacitive load derate current by 20%

	SYMBOLS	FR 301	FR 302	FR 303	FR 304	FR 305	FR 306	FR 307	UNITS
Maximum Repetitive Peak Reverse Voltage	V_{RRM}	50	100	200	400	600	800	1000	Volts
Maximum RMS Voltage	V_{RMS}	35	70	140	280	420	560	700	Volts
Maximum DC Blocking Voltage	V_{DC}	50	100	200	400	600	800	1000	Volts
Maximum Average Forward Rectified Current 0.375"(9.5mm) lead length at $T_A=75^\circ\text{C}$	$I_{(AV)}$	3.0							Amp
Peak Forward Surge Current 8.3mS single half sine wave superimposed on rated load (JEDEC method)	I_{FSM}	125							Amps
Maximum Instantaneous Forward Voltage @ 3.0A	V_F	1.3							Volts
Maximum DC Reverse Current at Rated DC Blocking Voltage	$T_A=25^\circ\text{C}$	10							μA
	$T_A=100^\circ\text{C}$	500							
Maximum Reverse Recovery Time (Note 3) $T_J=25^\circ\text{C}$	t_{rr}	150			250	500		ns	
Typical Junction Capacitance (Note 1)	C_J	60							pF
Typical Thermal Resistance (Note 2)	$R_{\theta JA}$	20							$^\circ\text{C}/\text{W}$
Operating Junction Temperature Range	T_J	(-55 to +150)							$^\circ\text{C}$
Storage Temperature Range	T_{STG}	(-55 to +150)							$^\circ\text{C}$

Notes:

- 1.Measured at 1.0MHz and Applied Reverse Voltage of 4.0Volts.
- 2.Thermal Resistance from junction to Ambient at .375"(9.5mm)lead length, P.C.board mounted.
- 3.Reverse Recovery Test Conditions:If=0.5mA,Ir=1.0mA,Irr=0.25A

勝特力材料 886-3-5753170
 勝特力电子(上海) 86-21-34970699
 勝特力电子(深圳) 86-755-83298787
[Http://www.100y.com.tw](http://www.100y.com.tw)



FAST RECOVER RECTIFIER

FR301 THRU FR307

VOLTAGE RANGE
CURRENT

50 to 1000 Volts
3.0Ampere

RATING AND CHARACTERISTIC CURVES FR301 THRU FR307

FIG.1-TYPICAL FORWARD CURRENT DERATING CURVE

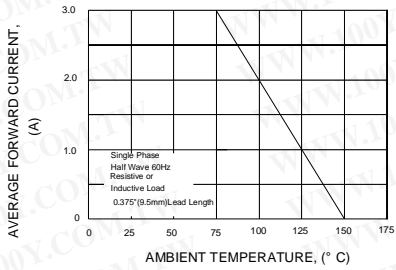


FIG.2-MAXIMUM NON-REPETITIVE PEAK FORWARD SURGE CURRENT

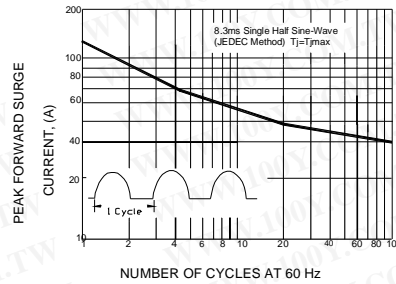


FIG.3-TYPICAL INSTANTANEOUS FORWARD CHARACTERISTICS

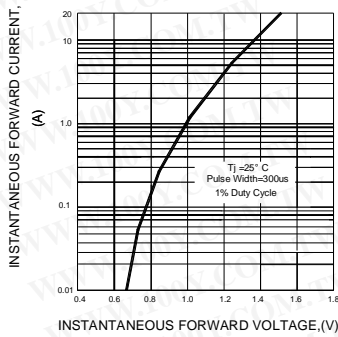


FIG.4-TYPICAL REVERSE CHARACTERISTICS

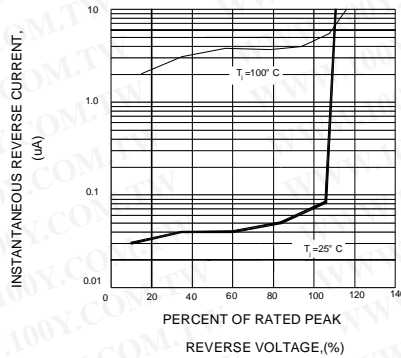


FIG.5-TYPICAL JUNCTION CAPACITANCE

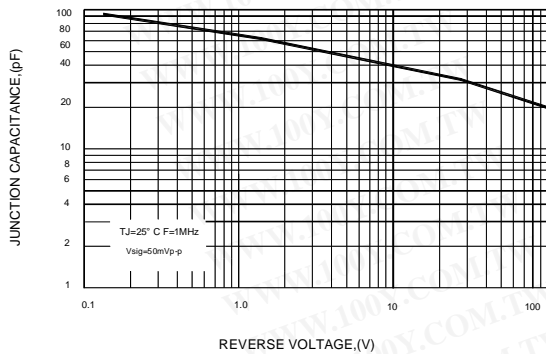
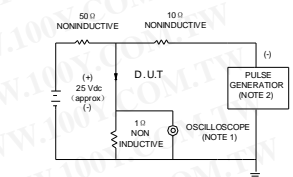
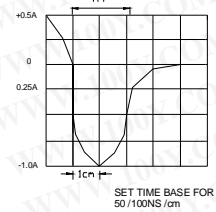


FIG.6-TEST CIRCUIT DIAGRAM AND REVERSE RECOVERY TIME CHARACTERISTIC



NOTE: 1. Rise Time =7ns max.Input Impedance=1megohm,22pF
2. Rise time=10ns max.Source Impedance=50 ohms



勝特力材料 886-3-5753170
勝特力电子(上海) 86-21-34970699
勝特力电子(深圳) 86-755-83298787
[Http://www.100y.com.tw](http://www.100y.com.tw)