


勝特力材料 886-3-5753170
 勝特力电子(上海) 86-21-34970699
 勝特力电子(深圳) 86-755-83298787
 Http://www.100y.com.tw

MITSUBISHI SEMICONDUCTOR (TRIAc)

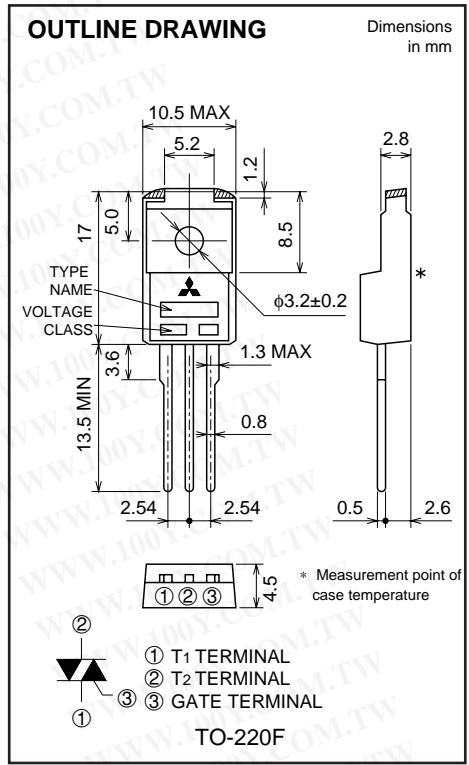
BCR16PM

MEDIUM POWER USE
 INSULATED TYPE, PLANAR PASSIVATION TYPE

BCR16PM



- **IT (RMS)** 16A
- **VDRM** 400V/600V
- **IFGT I, IRGT I, IRGT III** 30mA (20mA) *5
- **Viso**..... 1500V
- **UL Recognized: File No. E80276**



APPLICATION

Contactless AC switches, light dimmer, electric flasher unit, hair drier, control of household equipment such as TV sets · refrigerator · washing machine · electric fan, other general purpose control applications

MAXIMUM RATINGS

Symbol	Parameter	Voltage class		Unit
		8	12	
VDRM	Repetitive peak off-state voltage*1	400	600	V
VDSM	Non-repetitive peak off-state voltage*1	500	720	V

Symbol	Parameter	Conditions	Ratings	Unit
IT (RMS)	RMS on-state current	Commercial power frequency, sine full wave 360° conduction, Tc=71°C	16	A
ITSM	Surge on-state current	60Hz sinewave 1 full cycle, peak value, non-repetitive	160	A
I ² t	I ² t for fusing	Value corresponding to 1 cycle of half wave 60Hz, surge on-state current	107.5	A ² s
PGM	Peak gate power dissipation		5.0	W
PG (AV)	Average gate power dissipation		0.5	W
VGM	Peak gate voltage		10	V
IGM	Peak gate current		2	A
Tj	Junction temperature		-40 ~ +125	°C
Tstg	Storage temperature		-40 ~ +125	°C
—	Weight	Typical value	2.0	g
Viso	Isolation voltage	Ta=25°C, AC 1 minute, T1 · T2 · G terminal to case	1500	V

*1. Gate open.

Feb.1999

BCR16PM

MEDIUM POWER USE
INSULATED TYPE, PLANAR PASSIVATION TYPE

ELECTRICAL CHARACTERISTICS

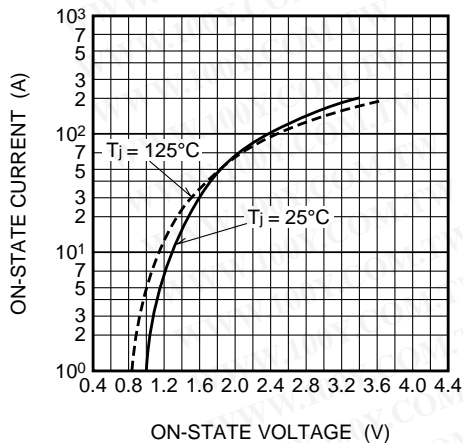
Symbol	Parameter	Test conditions	Limits			Unit
			Min.	Typ.	Max.	
IDRM	Repetitive peak off-state current	T _j =125°C, V _{DRM} applied	—	—	2.0	mA
V _{TM}	On-state voltage	T _c =25°C, I _{TM} =25A, Instantaneous measurement	—	—	1.5	V
V _{FGT I}	Gate trigger voltage *2	T _j =25°C, V _D =6V, R _L =6Ω, R _G =330Ω	I	—	1.5	V
V _{RGT I}			II	—	1.5	V
V _{RGT III}			III	—	1.5	V
I _{FGT I}	Gate trigger current *2	T _j =25°C, V _D =6V, R _L =6Ω, R _G =330Ω	I	—	30*5	mA
I _{RGT I}			II	—	30*5	mA
I _{RGT III}			III	—	30*5	mA
V _{GD}	Gate non-trigger voltage	T _j =125°C, V _D =1/2V _{DRM}	0.2	—	—	V
R _{th (j-c)}	Thermal resistance	Junction to case *4	—	—	3.0	°C/W
(dv/dt) _c	Critical-rate of rise of off-state commutating voltage		*3	—	—	V/μs

*2. Measurement using the gate trigger characteristics measurement circuit.
 *3. The critical-rate of rise of the off-state commutating voltage is shown in the table below.
 *4. The contact thermal resistance R_{th (c-f)} in case of greasing is 0.5°C/W.
 *5. High sensitivity (IGT≤20mA) is also available. (IGT item ①)

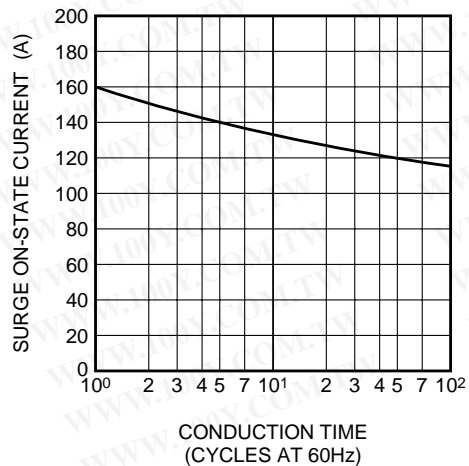
Voltage class	V _{DRM} (V)	(dv/dt) _c			Test conditions	Commutating voltage and current waveforms (inductive load)
		Symbol	Min.	Unit		
8	400	R	—	V/μs	1. Junction temperature T _j =125°C 2. Rate of decay of on-state commutating current (di/dt) _c =-8A/ms 3. Peak off-state voltage V _D =400V	
		L	10			
12	600	R	—			
		L	10			

PERFORMANCE CURVES

MAXIMUM ON-STATE CHARACTERISTICS



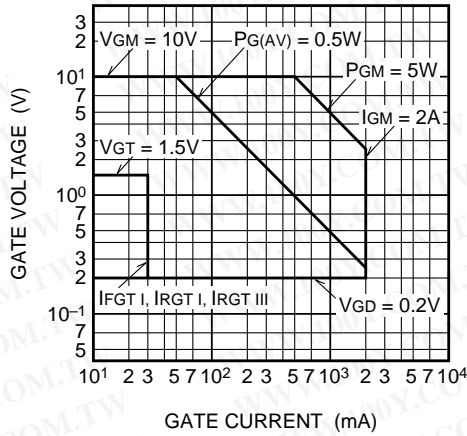
RATED SURGE ON-STATE CURRENT



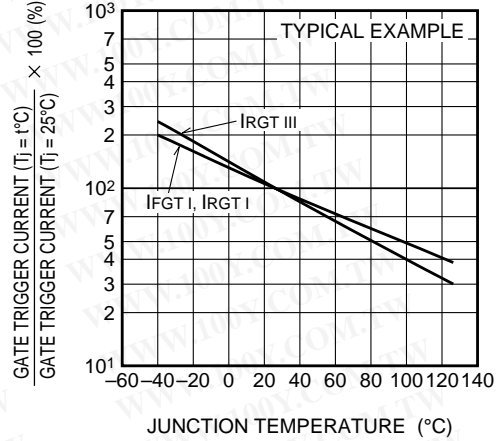
BCR16PM

MEDIUM POWER USE
INSULATED TYPE, PLANAR PASSIVATION TYPE

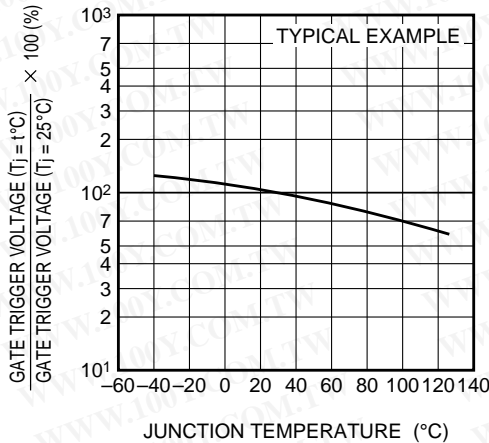
GATE CHARACTERISTICS



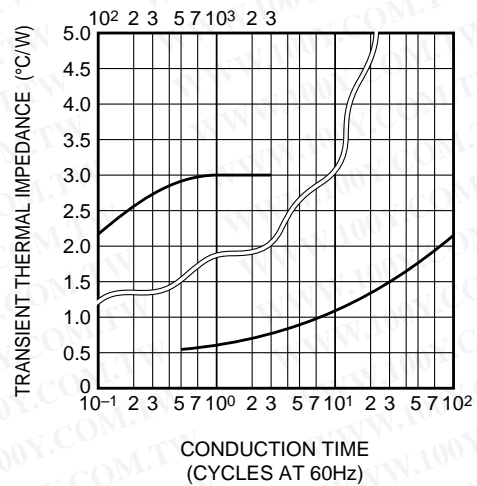
GATE TRIGGER CURRENT VS. JUNCTION TEMPERATURE



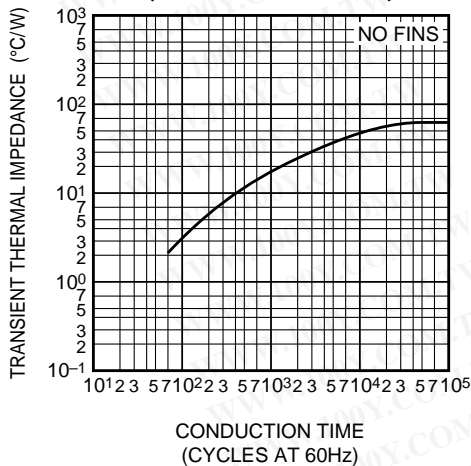
GATE TRIGGER VOLTAGE VS. JUNCTION TEMPERATURE



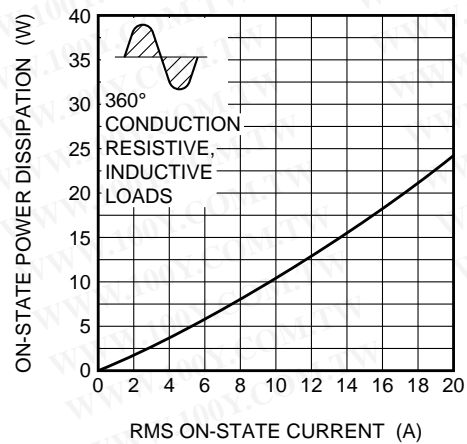
MAXIMUM TRANSIENT THERMAL IMPEDANCE CHARACTERISTICS (JUNCTION TO CASE)



MAXIMUM TRANSIENT THERMAL IMPEDANCE CHARACTERISTICS (JUNCTION TO AMBIENT)



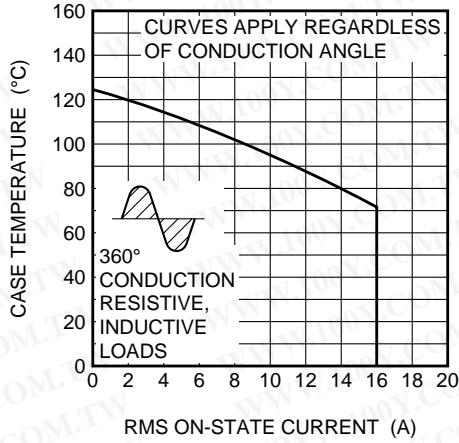
MAXIMUM ON-STATE POWER DISSIPATION



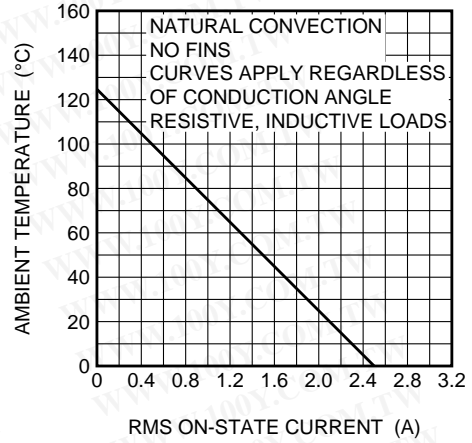
BCR16PM

MEDIUM POWER USE
INSULATED TYPE, PLANAR PASSIVATION TYPE

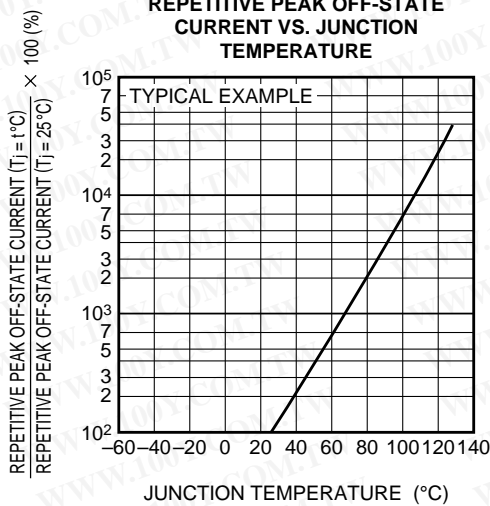
ALLOWABLE CASE TEMPERATURE VS. RMS ON-STATE CURRENT



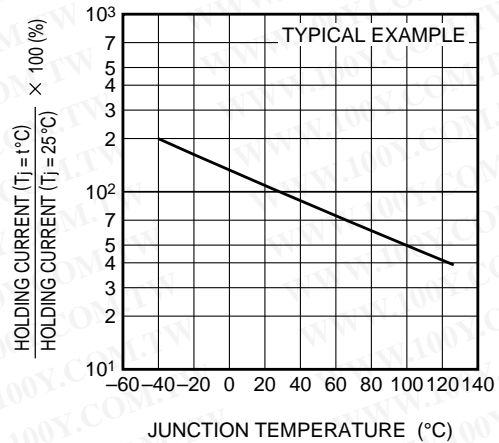
ALLOWABLE AMBIENT TEMPERATURE VS. RMS ON-STATE CURRENT



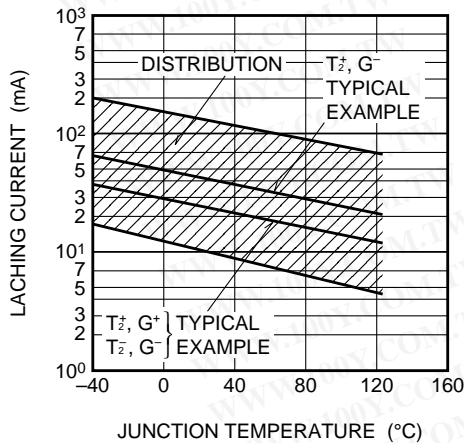
REPETITIVE PEAK OFF-STATE CURRENT VS. JUNCTION TEMPERATURE



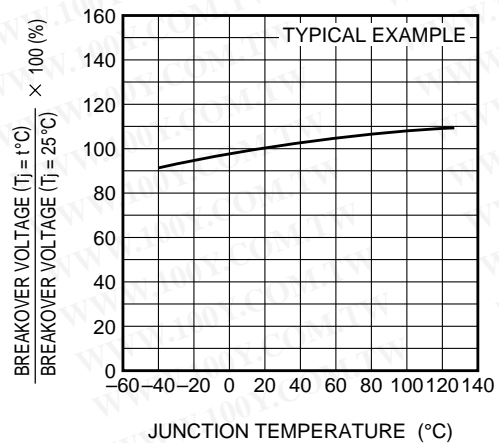
HOLDING CURRENT VS. JUNCTION TEMPERATURE



LATCHING CURRENT VS. JUNCTION TEMPERATURE



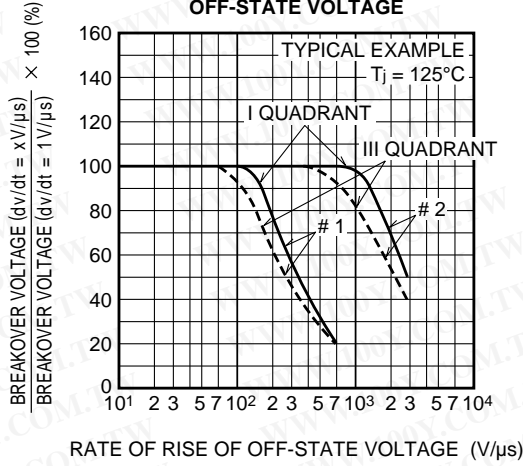
BREAKOVER VOLTAGE VS. JUNCTION TEMPERATURE



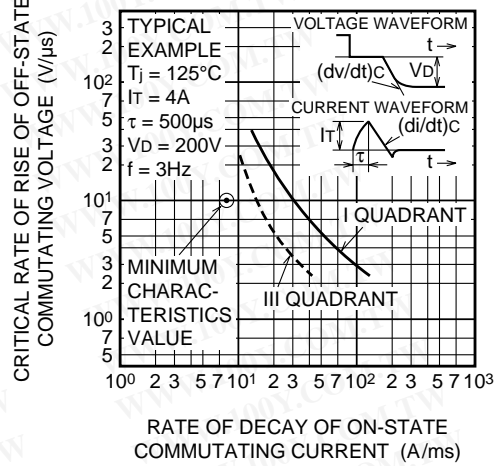
BCR16PM

MEDIUM POWER USE
INSULATED TYPE, PLANAR PASSIVATION TYPE

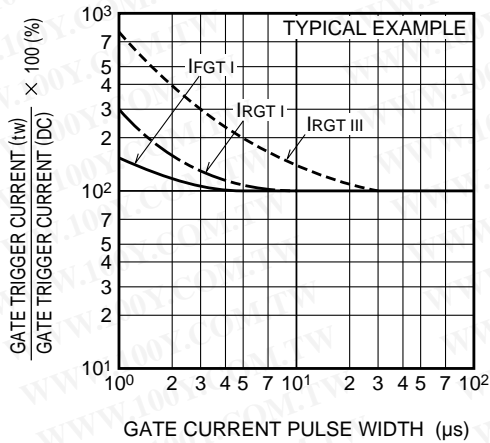
BREAKEOVER VOLTAGE VS. RATE OF RISE OF OFF-STATE VOLTAGE



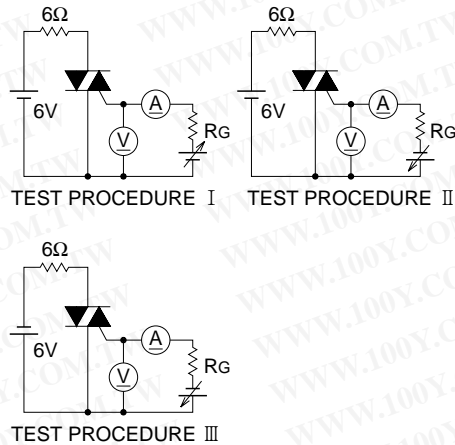
COMMUTATION CHARACTERISTICS



GATE TRIGGER CURRENT VS. GATE CURRENT PULSE WIDTH



GATE TRIGGER CHARACTERISTICS TEST CIRCUITS



勝特力材料 886-3-5753170
 勝特力电子(上海) 86-21-34970699
 勝特力电子(深圳) 86-755-83298787
[Http://www.100y.com.tw](http://www.100y.com.tw)