



# 1N4001-1N4007

## PLASTIC SILICON RECTIFIERS

**VOLTAGE** 50 to 1000 Volts **CURRENT** 1.0 Ampere

DO-41

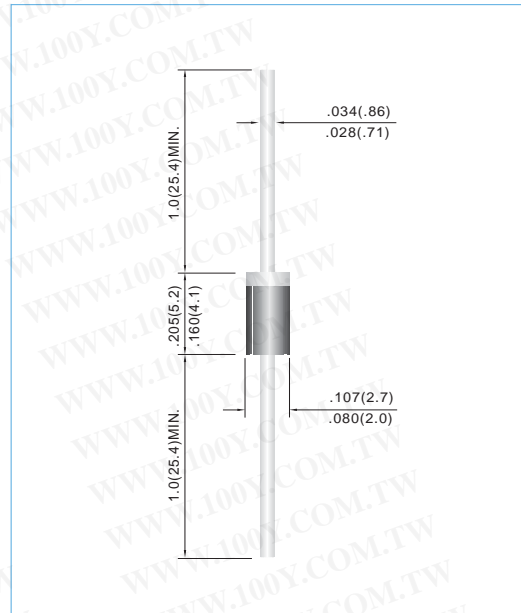
Unit: inch(mm)

### FEATURES

- Low forward voltage drop
- High current capability
- High reliability
- High surge current capability
- Exceeds environmental standards of MIL-S-19500/228
- In compliance with EU RoHS 2002/95/EC directives

### MECHANICAL DATA

- Case: DO-41 Molded plastic
- Epoxy: UL 94V-O rate flame retardant.
- Lead: Axial leads, solderable per MIL-STD-750, Method 2026
- Polarity: Color band denotes cathode end
- Mounting Position: Any
- Weight: 0.0118 ounces, 0.336 gram



## MAXIMUM RATINGS AND ELECTRICAL CHARACTERISTICS

Ratings at 25°C ambient temperature unless otherwise specified. Single phase, half wave, 60 Hz, resistive or inductive load. For capacitive load, derate current by 20%.

PARAMETER	SYMBOL	1N4001	1N4002	1N4003	1N4004	1N4005	1N4006	1N4007	UNITS
Maximum Recurrent Peak Reverse Voltage	$V_{RRM}$	50	100	200	400	600	800	1000	V
Maximum RMS Voltage	$V_{RMS}$	35	70	140	280	420	560	700	V
Maximum DC Blocking Voltage	$V_{DC}$	50	100	200	400	600	800	1000	V
Maximum Average Forward Current .375" (9.5mm) lead length at $T_A=75^\circ\text{C}$	$I_{F(AV)}$	1.0							A
Peak Forward Surge Current : 8.3ms single half sine-wave superimposed on rated load (JEDEC method)	$I_{FSM}$	30							A
Maximum Forward Voltage at 1.0A	$V_F$	1.1							V
Maximum DC Reverse Current at $T_J=25^\circ\text{C}$ Rated DC Blocking Voltage $T_J=100^\circ\text{C}$	$I_R$	5.0 500							$\mu\text{A}$
Typical Junction capacitance (Note 1)	$C_J$	15							pF
Typical Thermal Resistance (Note 2)	$R_{\theta JA}$ $R_{\theta JL}$	50 25							$^\circ\text{C} / \text{W}$
Operating Junction and Storage Temperature Range	$T_J, T_{STG}$	-55 to +150							$^\circ\text{C}$

### NOTES:

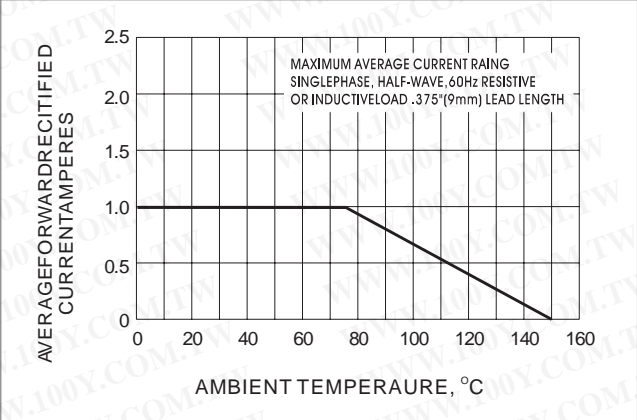
1. Measured at 1 MHz and applied reverse voltage of 4.0 VDC.
2. Thermal Resistance from Junction to Ambient and from junction to lead at 0.375" (9.5mm) lead length P.C.B. mounted.



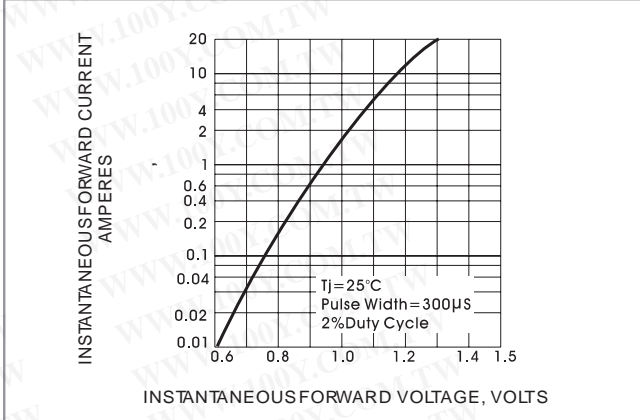
# 1N4001-1N4007

勝特力材料 886-3-5753170  
 勝特力电子(上海) 86-21-54151736  
 勝特力电子(深圳) 86-755-83298787  
[Http://www.100y.com.tw](http://www.100y.com.tw)

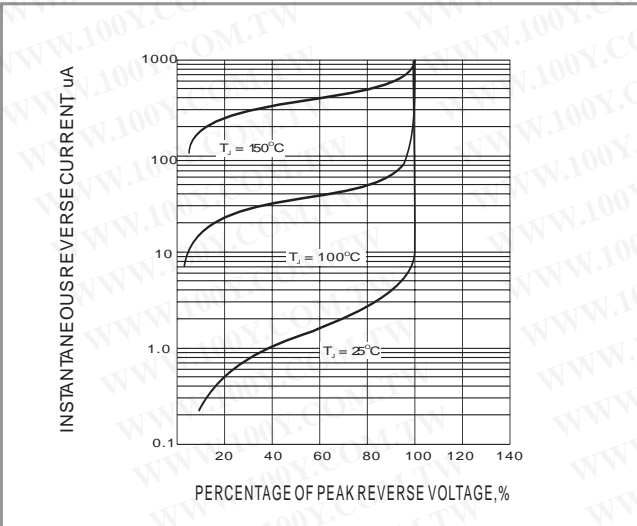
## RATING AND CHARACTERISTIC CURVES



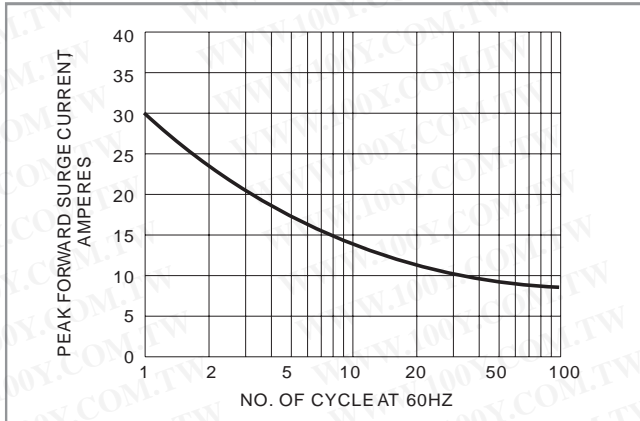
**Fig.1-FORWARD CURRENT DERATING CURVE**



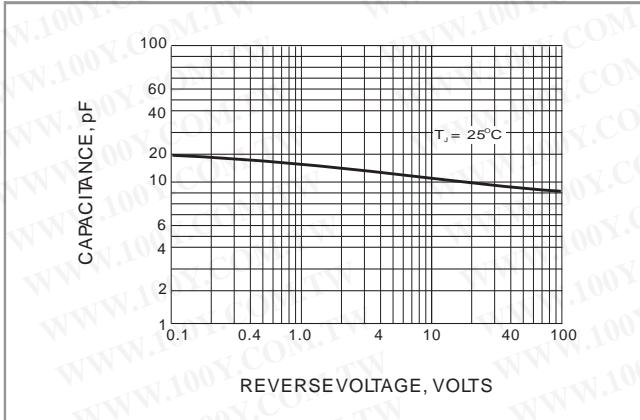
**Fig.2-TYPICAL INSTANTANEOUS FORWARD CHARACTERISTIC**



**Fig.3-TYPICAL REVERSE CHARACTERISTIC**



**Fig.4-MAXIMUM NON-REPETITIVE SURGE CURRENT**



**Fig.5-TYPICAL JUNCTION CAPACITANCE**