

SR120 THRU SR1200

SCHOTTKY BARRIER RECTIFIER

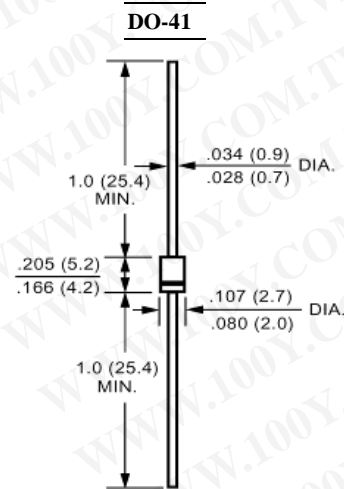
REVERSE VOLTAGE: 20 to 200 VOLTS
FORWARD CURRENT: 1.0 AMPERE

FEATURES

- High current capability
- High surge current capability
- Low forward voltage drop
- Exceeds environmental standards of MIL-S-19500/228
- For use in low voltage, high frequency inverters free wheeling, and porlarlity protection applications

MECHANICAL DATA

Case: Molded plastic, DO-41
 Epoxy: UL 94V-O rate flame retardant
 Lead: Axial leads, solderable per MIL-STD-202, method 208 guaranteed
 Polarity: Color band denotes cathode end
 Mounting position: Any
 Weight: 0.012ounce, 0.33gram



Dimensions in inches and (millimeters)

Maximum Ratings and Electrical Characteristics

Ratings at 25°C ambient temperature unless otherwise specified.
 Single phase, half wave, 60Hz, resistive or inductive load.
 For capacitive load, derate current by 20%.

	Symbols	SR120	SR130	SR140	SR150	SR160	SR180	SR1100	SR1150	SR1200	Units
Maximum Recurrent Peak Reverse Voltage	V_{RRM}	20	30	40	50	60	80	100	150	200	Volts
Maximum RMS Voltage	V_{RMS}	14	21	28	35	42	56	70	105	140	Volts
Maximum DC Blocking Voltage	V_{DC}	20	30	40	50	60	80	100	150	200	Volts
Maximum Average Forward Rectified Current .375"(9.5mm) Lead Length	I_{AV}	1.0									Amp
Peak Forward Surge Current, 8.3ms single half-sine-wave superimposed on rated load (JEDEC method)	I_{FSM}	30									Amp
Maximum Forward Voltage at 1.0A DC and 25°C	V_F	0.55			0.70		0.85		0.95		Volts
Maximum Reverse Current at $T_A=25^\circ\text{C}$ at Rated DC Blocking Voltage $T_A=100^\circ\text{C}$	I_R	0.5									mAmp
Typical Junction Capacitance (Note 1)	C_J	110									pF
Typical Thermal Resistance (Note 2)	$R_{\theta JA}$	50									°C/W
Operating Junction Temperature Range	T_J	-55 to +125				-55 to +150					°C
Storage Temperature Range	T_{stg}	-55 to +150									°C

NOTES:

- 1- Measured at 1 MHz and applied reverse voltage of 4.0 VDC.
- 2- Thermal Resistance From Junction to Ambient 0.375"(9.5mm) lead length P.C.B. Mounted with 0.22x0.22" (5.5x5.5mm) copper pads

SR120 THRU SR1200

SCHOTTKY BARRIER RECTIFIER

勝特力材料 886-3-5753170
 勝特力电子(上海) 86-21-34970699
 勝特力电子(深圳) 86-755-83298787
[Http://www.100y.com.tw](http://www.100y.com.tw)

RATINGS AND CHARACTERISTIC CURVES

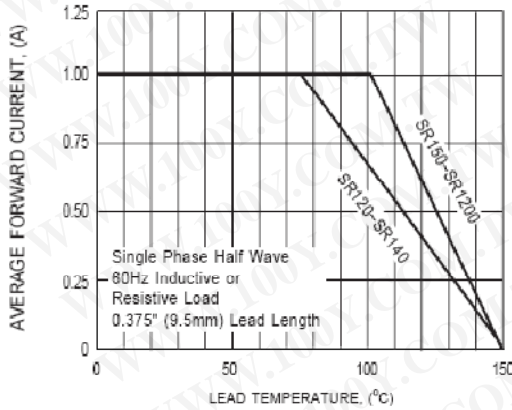


FIG. 1 TYPICAL FORWARD CURRENT DERATING CURVE

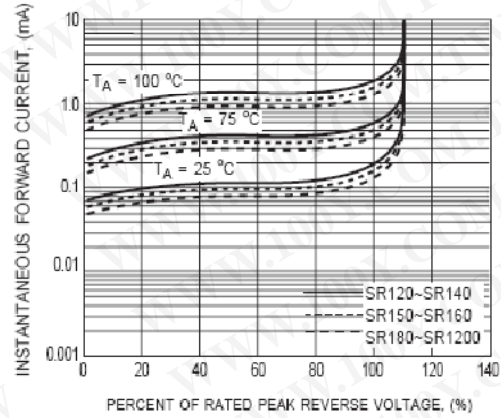


FIG. 2 TYPICAL REVERSE CHARACTERISTICS

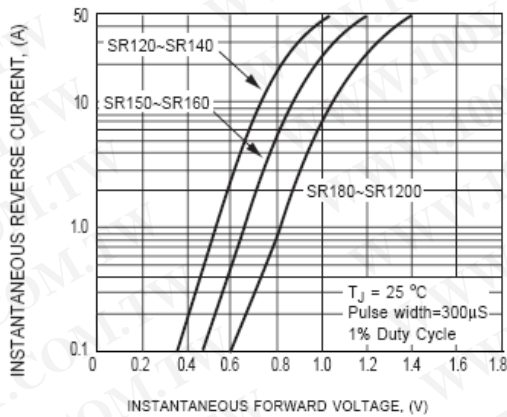


FIG. 3 TYPICAL INSTANTANEOUS FORWARD CHARACTERISTICS

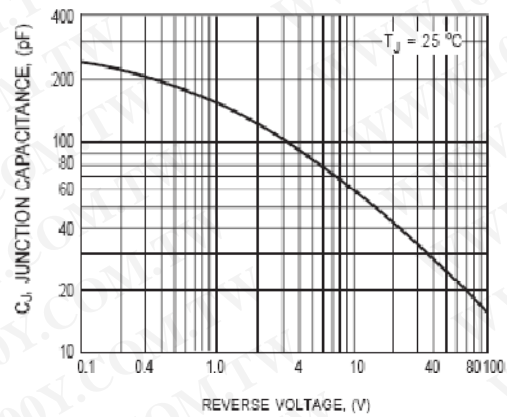


FIG. 4 TYPICAL JUNCTION CAPACITANCE

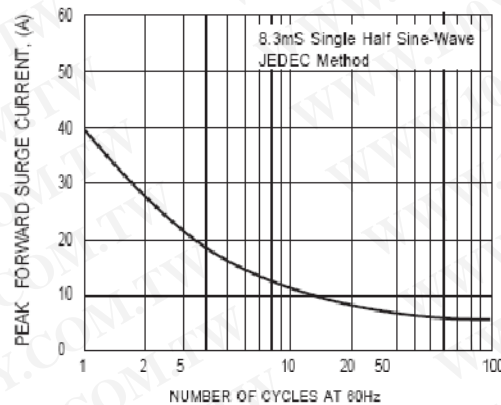


FIG. 5 MAXIMUM NON-REPETITIVE FORWARD SURGE CURRENT