



BYW99P/PI/W

HIGH EFFICIENCY FAST RECOVERY RECTIFIER DIODES

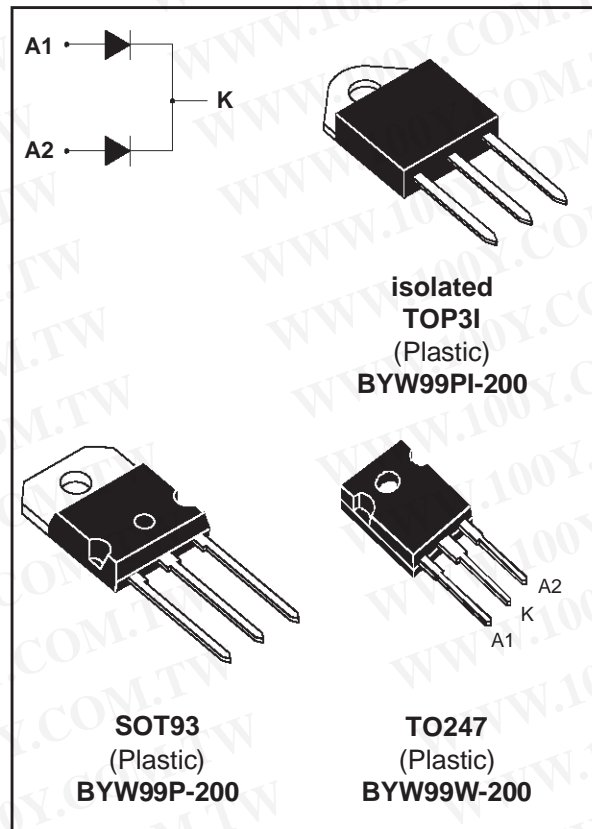
FEATURES

- SUITED FOR SMPS
- VERY LOW FORWARD LOSSES
- NEGLIGIBLE SWITCHING LOSSES
- HIGH SURGE CURRENT CAPABILITY
- HIGH AVALANCHE ENERGY CAPABILITY
- INSULATED VERSION TOP3I :
Insulating voltage = 2500 V DC
Capacitance = 12 pF

勝特力材料 886-3-5753170
 勝特力电子(上海) 86-21-34970699
 勝特力电子(深圳) 86-755-83298787
[Http://www.100y.com.tw](http://www.100y.com.tw)

DESCRIPTION

Dual center tap rectifier suited for switchmode power supply and high frequency DC to DC converters. Packaged in SOT93, TOP3I or TO247 this device is intended for use in low voltage, high frequency inverters, free wheeling and polarity protection applications.



ABSOLUTE MAXIMUM RATINGS

Symbol	Parameter			Value	Unit
$I_{F(RMS)}$	RMS forward current			35	A
$I_{F(AV)}$	Average forward current $\delta = 0.5$	SOT93 / TO247	$T_c = 120^\circ\text{C}$	15	A
		TOP3I	$T_c = 115^\circ\text{C}$	15	A
I_{FSM}	Surge non repetitive forward current		$t_p = 10\text{ms}$ sinusoidal	200	A
T_{stg} T_j	Storage and junction temperature range			- 40 to + 150 - 40 to + 150	$^\circ\text{C}$ $^\circ\text{C}$

Symbol	Parameter	Value	Unit
V_{RRM}	Repetitive peak reverse voltage	200	V

勝特力材料 886-3-5753170
 勝特力电子(上海) 86-21-34970699
 勝特力电子(深圳) 86-755-83298787
[Http://www.100y.com.tw](http://www.100y.com.tw)

BYW99P/PI/W

THERMAL RESISTANCES

Symbol	Parameter		Value	Unit	
Rth (j-c)	Junction to case	SOT93 / TO247	Per diode	1.8	°C/W
			Total	1.0	
		TOP3I	Per diode	2.0	
			Total	1.25	
Rth (c)	Coupling	SOT93 / TO247	0.2	°C/W	
		TOP3I	0.5		

When the diodes 1 and 2 are used simultaneously :
 $T_j - T_c (\text{diode } 1) = P(\text{diode } 1) \times R_{th(j-c)} (\text{Per diode}) + P(\text{diode } 2) \times R_{th(c)}$

STATIC ELECTRICAL CHARACTERISTICS (Per diode)

Symbol	Test Conditions		Min.	Typ.	Max.	Unit
I _R *	T _j = 25°C	V _R = V _{RRM}			20	μA
	T _j = 100°C				1.5	mA
V _F **	T _j = 125°C	I _F = 12 A			0.85	V
	T _j = 125°C	I _F = 25 A			1.05	
	T _j = 25°C	I _F = 25 A			1.15	

Pulse test : * tp = 5 ms, δ < 2 %
 ** tp = 380 μs, δ < 2 %

To evaluate the conduction losses use the following equation :
 $P = 0.65 \times I_{F(AV)} + 0.016 \times I_{F(RMS)}^2$

RECOVERY CHARACTERISTICS

Symbol	Test Conditions		Min.	Typ.	Max.	Unit
trr	T _j = 25°C	I _F = 0.5A I _{rr} = 0.25A I _R = 1A			25	ns
		I _F = 1A V _R = 30V			40	
tfr	T _j = 25°C	I _F = 1A V _{FR} = 1.1 x V _F		15		ns
V _{FP}	T _j = 25°C	I _F = 1A		2		V



Fig.1 : Average forward power dissipation versus average forward current.

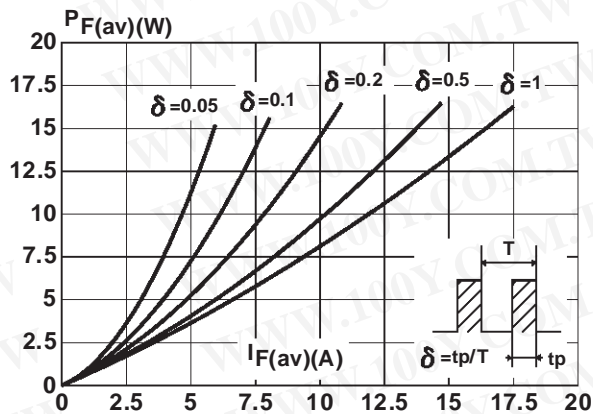


Fig.2 : Peak current versus form factor.

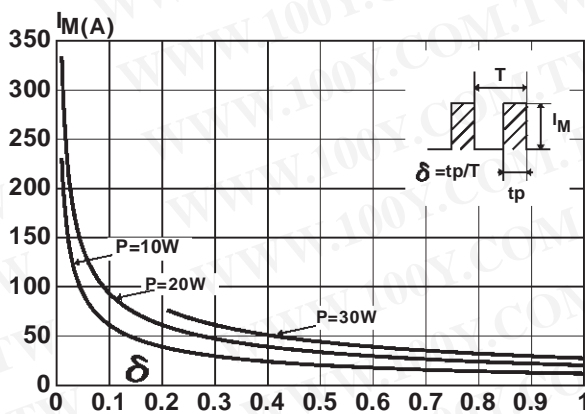


Fig.3 : Forward voltage drop versus forward current (maximum values).

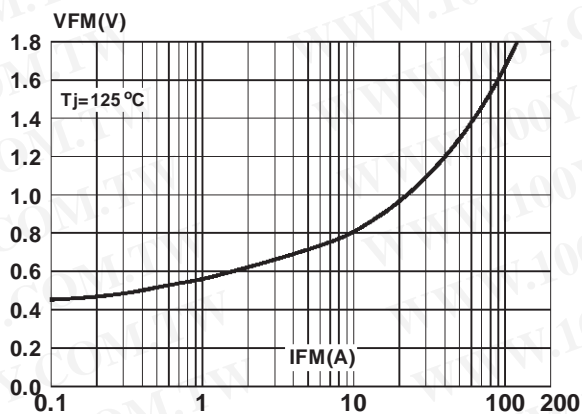


Fig.4 : Relative variation of thermal impedance junction to case versus pulse duration.

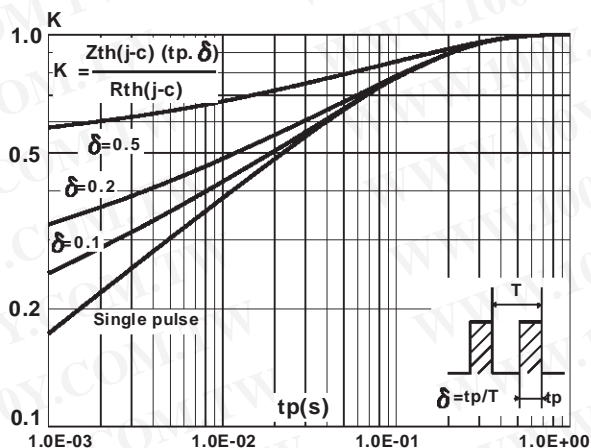


Fig.5 : Non repetitive surge peak forward current versus overload duration. (SOT93, TO247)

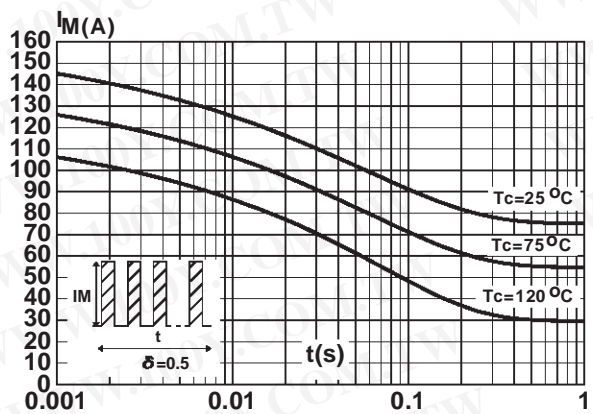


Fig.6 : Non repetitive surge peak forward current versus overload duration. (TOP31)

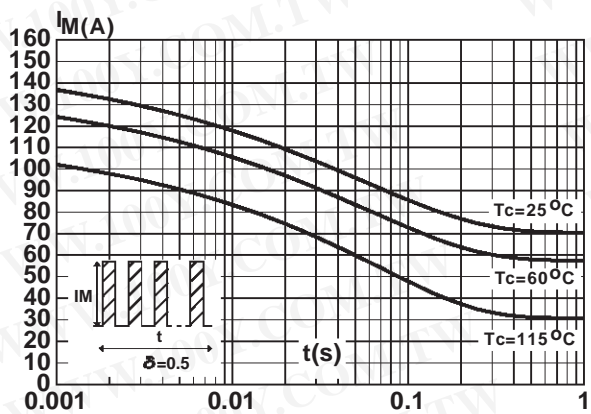


Fig.7 : Average current versus ambient temperature.
($\delta = 0.5$) (SOT93, TO247)

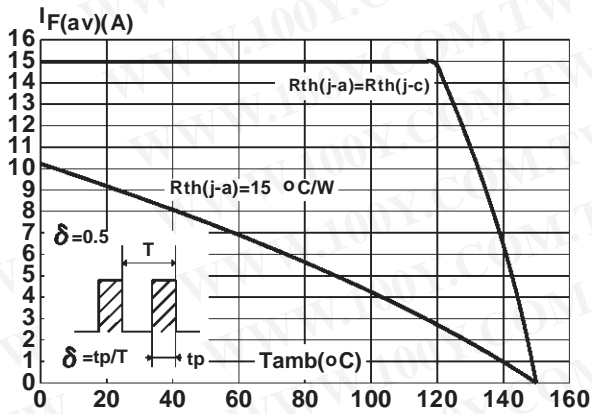


Fig.8 : Average current versus ambient temperature.
($\delta = 0.5$) (TOP3I)

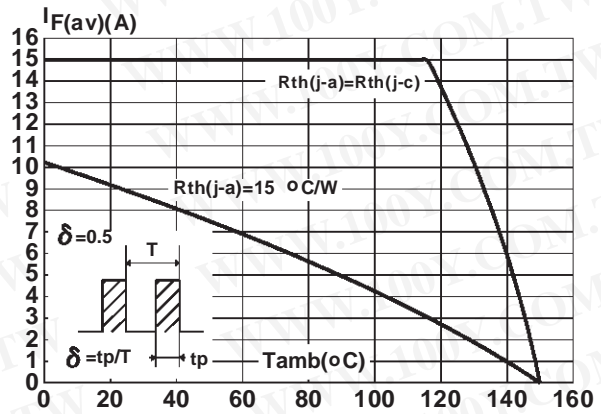


Fig.9 : Junction capacitance versus reverse voltage applied (Typical values).

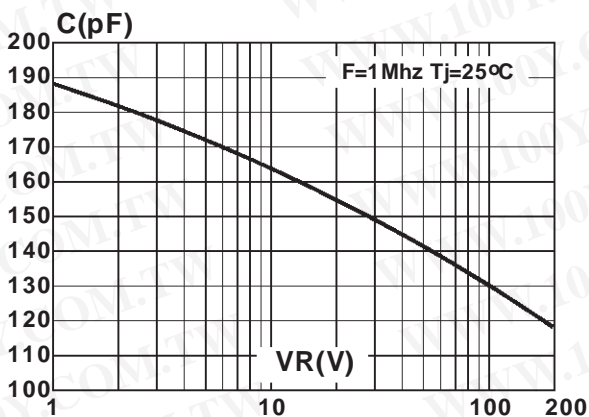


Fig.10 : Recovery charges versus dI_F/dt .

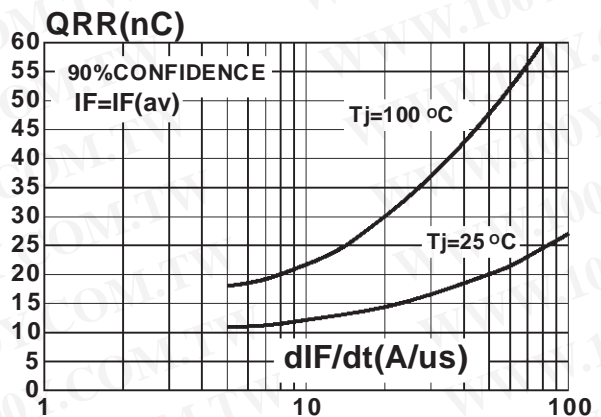


Fig.11 : Peak reverse current versus dI_F/dt .

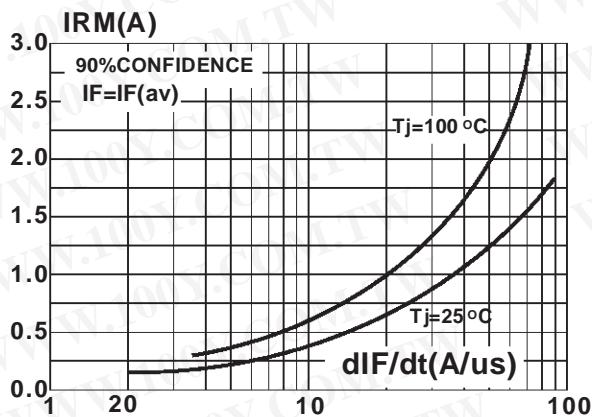
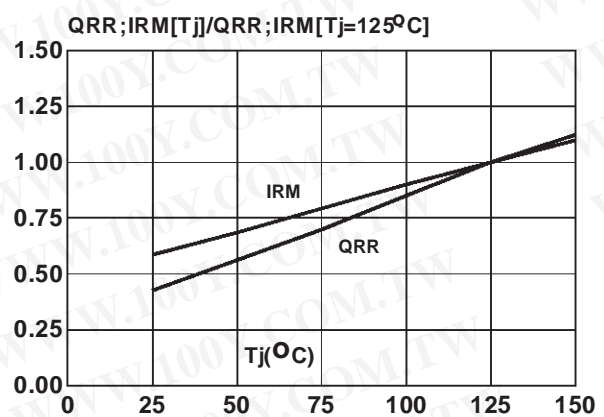
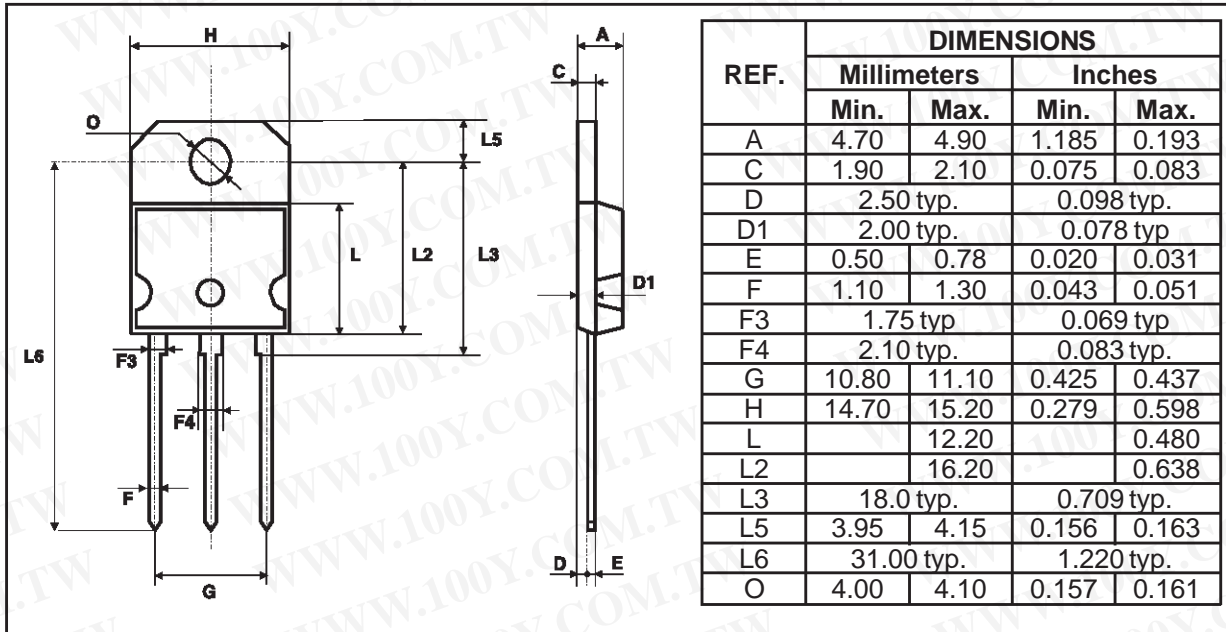


Fig.12 : Dynamic parameters versus junction temperature.

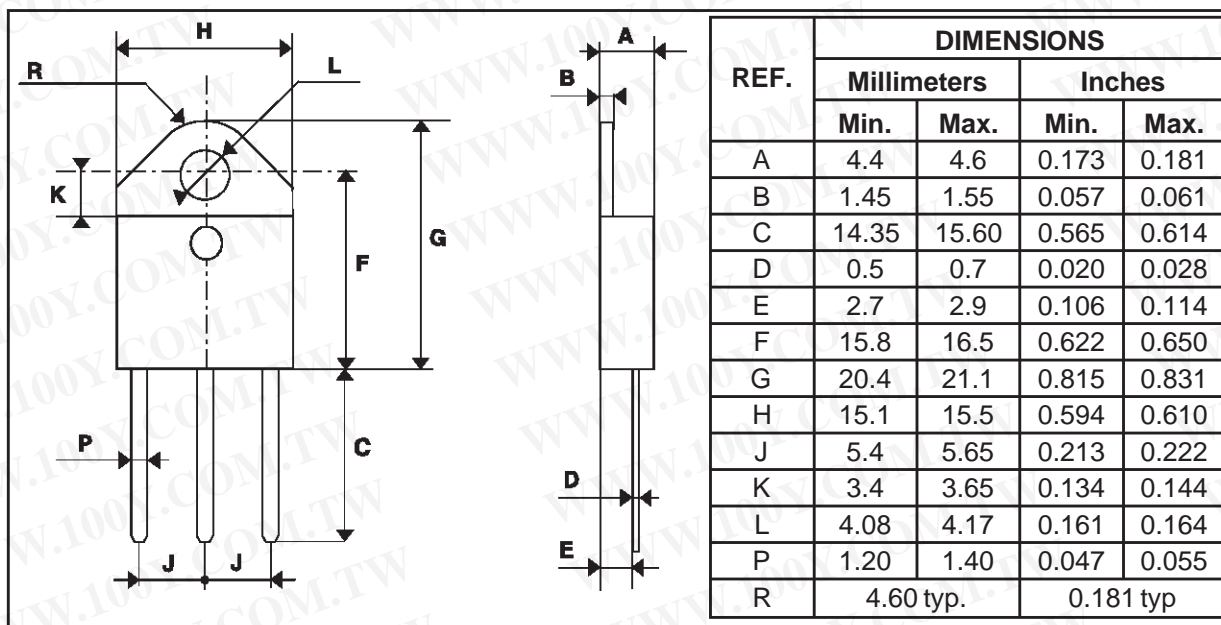


PACKAGE MECHANICAL DATA
SOT93



- **Marking** : Type number
- **Cooling method** : C
- **Weight** : 5.3 g
- **Recommended torque value** : 0.8m.N
- **Maximum torque value** : 1.0m.N

PACKAGE MECHANICAL DATA
TOP3I (isolated)



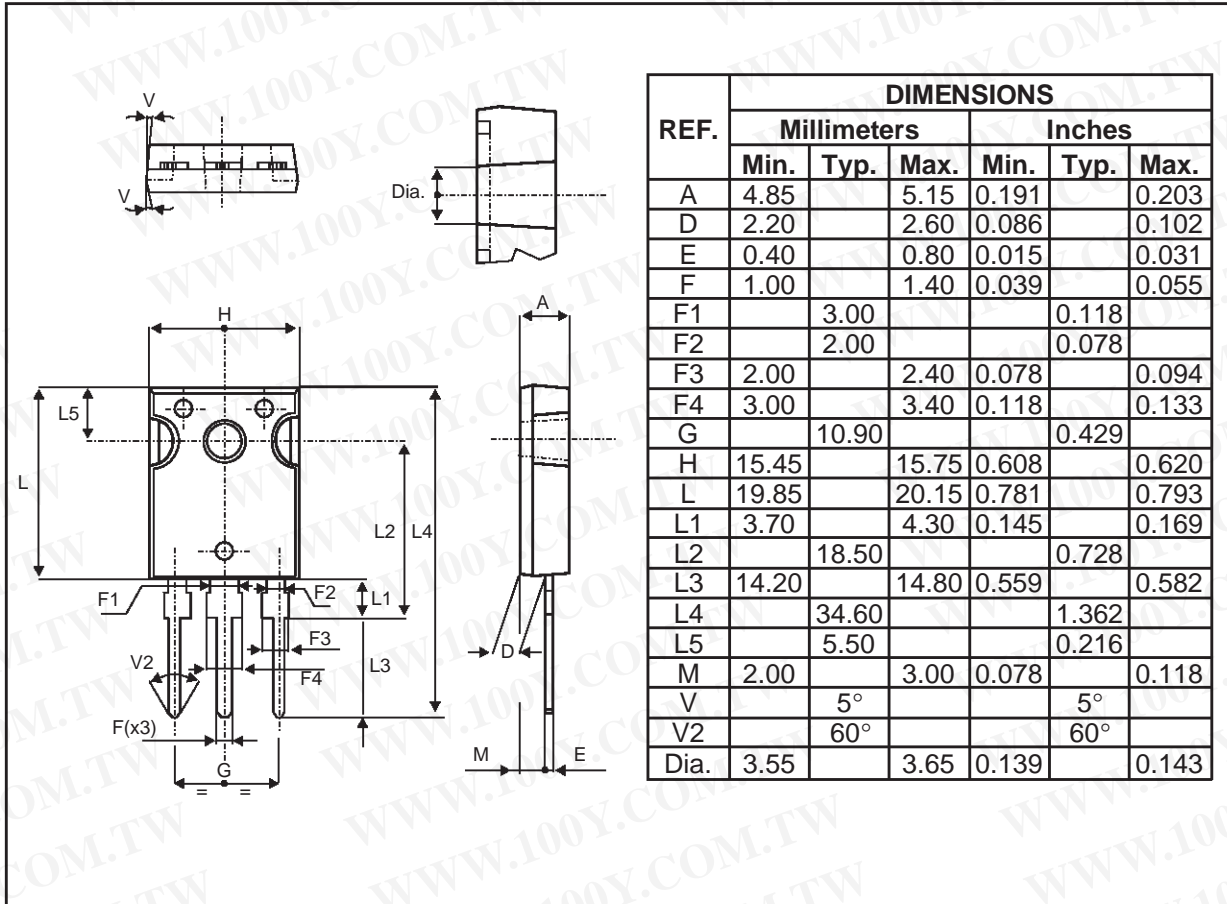
- **Marking** : Type number
- **Cooling method** : C
- **Weight** : 4.7 g
- **Recommended torque value** : 0.8m.N
- **Maximum torque value** : 1.0m.N



勝特力材料 886-3-5753170
 勝特力电子(上海) 86-21-34970699
 勝特力电子(深圳) 86-755-83298787
[Http://www.100y.com.tw](http://www.100y.com.tw)

BYW99P/PI/W

PACKAGE MECHANICAL DATA TO247



- **Marking** : Type number
- **Cooling method** : C
- **Weight** : 4.4 g
- **Recommended torque value** : 0.8m.N
- **Maximum torque value** : 1.0m.N

勝特力材料 886-3-5753170
 勝特力电子(上海) 86-21-34970699
 勝特力电子(深圳) 86-755-83298787
[Http://www.100y.com.tw](http://www.100y.com.tw)

Information furnished is believed to be accurate and reliable. However, STMicroelectronics assumes no responsibility for the consequences of use of such information nor for any infringement of patents or other rights of third parties which may result from its use. No license is granted by implication or otherwise under any patent or patent rights of STMicroelectronics. Specifications mentioned in this publication are subject to change without notice. This publication supersedes and replaces all information previously supplied. STMicroelectronics products are not authorized for use as critical components in life support devices or systems without express written approval of STMicroelectronics.

The ST logo is a registered trademark of STMicroelectronics

© 1999 STMicroelectronics - Printed in Italy - All rights reserved.

STMicroelectronics GROUP OF COMPANIES

Australia - Brazil - China - Finland - France - Germany - Hong Kong - India - Italy - Japan - Malaysia
 Malta - Morocco - Singapore - Spain - Sweden - Switzerland - United Kingdom - U.S.A.

<http://www.st.com>