

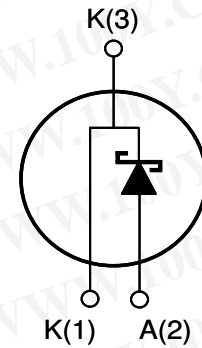
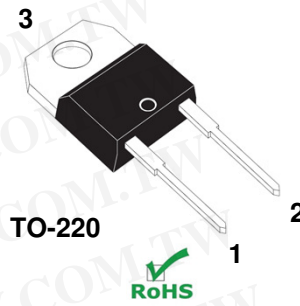
Silicon Carbide Power Schottky Diode

Features:

- Positive Temperature Coefficient for Ease of Paralleling
- Temperature Independent Switching Behavior
- 175 °C Maximum Operating Temperature
- Zero Reverse Recovery Current
- Zero Forward Recovery Voltage

Applications:

- Solar Inverter
- SMPS
- Power Factor Correction
- Induction Heating
- UPS
- Motor Drive



Internal Schematic

勝特力材料 886-3-5753170
 勝特力电子(上海) 86-21-34970699
 勝特力电子(深圳) 86-755-83298787
[Http://www.100y.com.tw](http://www.100y.com.tw)

MAXIMUM RATINGS

Parameter	Symbol	Conditions	Value	Unit
Repetitive Peak Reverse Voltage	V_{RRM}	$T_j = 25\text{ °C}$	1200	V
DC Blocking Voltage	V_{DC}		1200	
Continuous Forward Current	I_F	$T_C < 160\text{ °C}$	5	A
		$T_C < 100\text{ °C}$	12	
Peak Repetitive Forward Current	I_{FRM}	$T_C = 125\text{ °C}, D = 0.1$	30	
Non-Repititive Forward Surge Current	I_{FSM}	$T_C = 25\text{ °C}, t_p = 10\text{ ms}$	26	
		$T_C = 25\text{ °C}, t_p = 10\text{ us}$	100	
Power Dissipation	P_{TOT}	$T_C = 25\text{ °C}$	115	W
Operating and Storage Temperature	T_j, T_{stg}		-55 to +175	°C

THERMAL CHARACTERISTICS

Parameter	Symbol	Conditions	Value			Unit
			Min	Typ	Max	
Thermal Resistance, junction-case	$R_{th JC}$		-	1.31	-	°C / W
Thermal Resistance, junction-ambient	$R_{th JA}$		-	62	-	

ELECTRICAL CHARACTERISTICS, at $T_j = 25\text{ C}$ unless otherwise stated

Parameter	Symbol	Conditions	Value			Unit
			Min	Typ	Max	
Forward Voltage	V_F	$I_F = 5\text{ A}, T_j = 25\text{ °C}$	-	1.6	1.8	V
		$I_F = 5\text{ A}, T_j = 175\text{ °C}$	-	2.4	2.9	
Reverse Current	I_R	$V_R = 1200\text{ V}, T_j = 25\text{ °C}$	-	5	50	uA
		$V_R = 1200\text{ V}, T_j = 175\text{ °C}$	-	100	-	
Total Capacitive Charge	Q_C	$V_R = 400\text{ V}, I_F = 5\text{ A}, di/dt = 500\text{ A/us}$	-	20	-	nC
Total Capacitance	C	$V_R = 1\text{ V}, f = 100\text{ kHz}$	-	580	-	pF
		$V_R = 300\text{ V}, f = 100\text{ kHz}$	-	24	-	
		$V_R = 600\text{ V}, f = 100\text{ KHz}$	-	17	-	

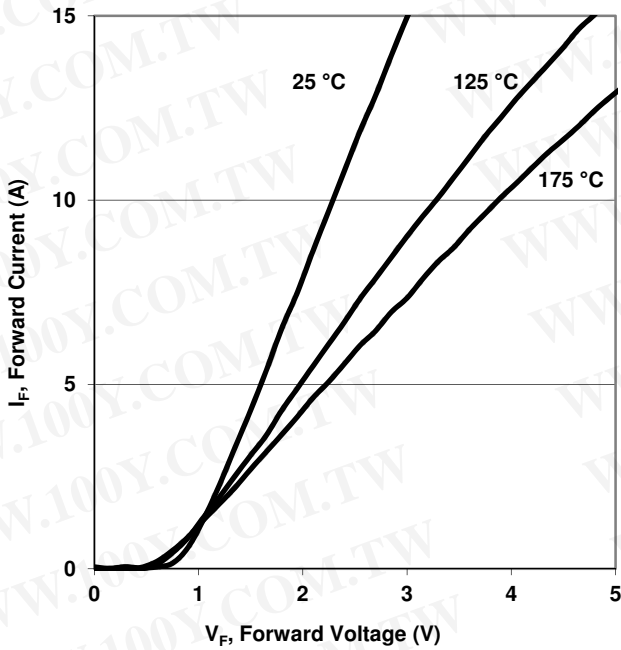


Figure 1. Typ. Forward Characteristics
 $I_F = f(V_F)$; parameter: T_j

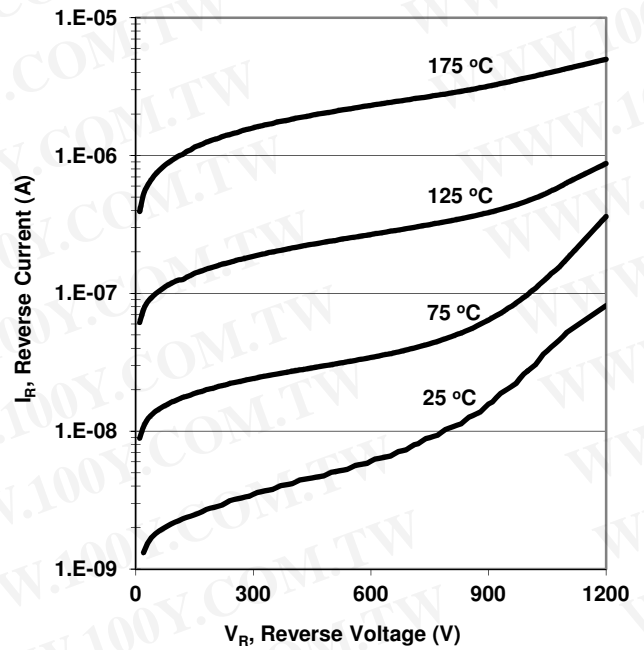


Figure 2. Typ. Reverse Characteristics
 $I_R = f(V_R)$

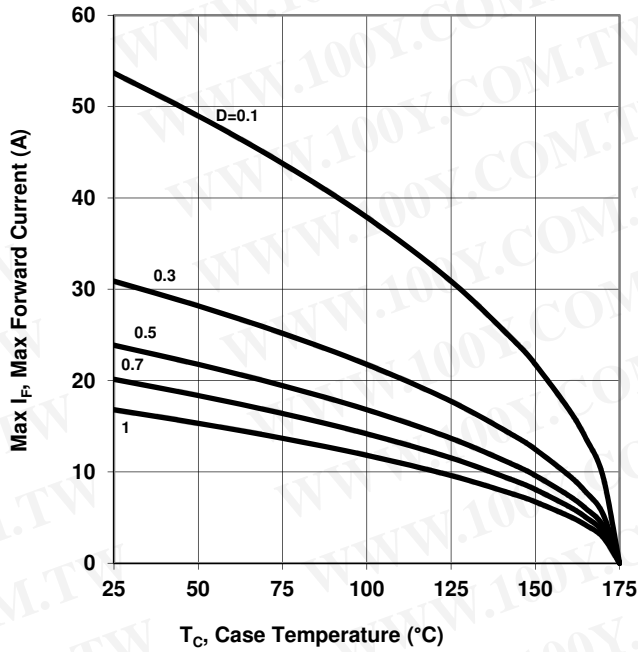


Figure 3. Max Forward Current
 $I_F = f(T_C); T_j < 175\text{ }^\circ\text{C}; R_{th,jc(max)}$

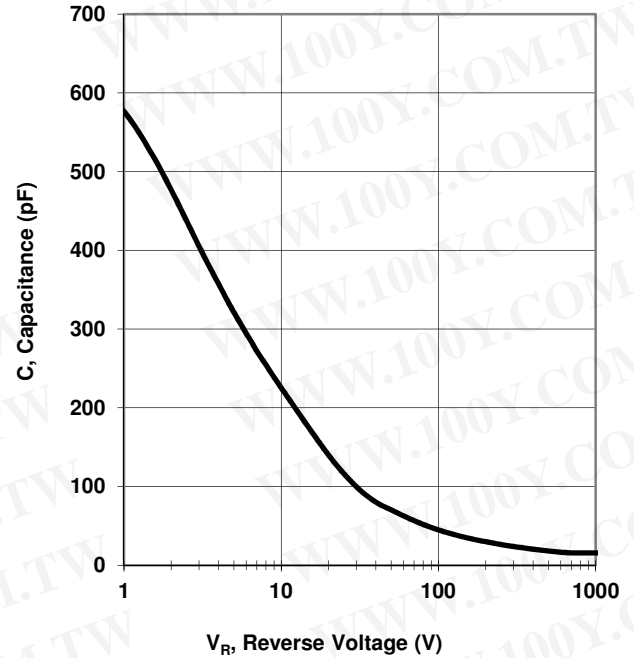


Figure 4. Typ. Capacitance vs. Reverse Voltage
 $C = f(V_R); T_C = 25\text{ }^\circ\text{C}; f = 1\text{ MHz}$

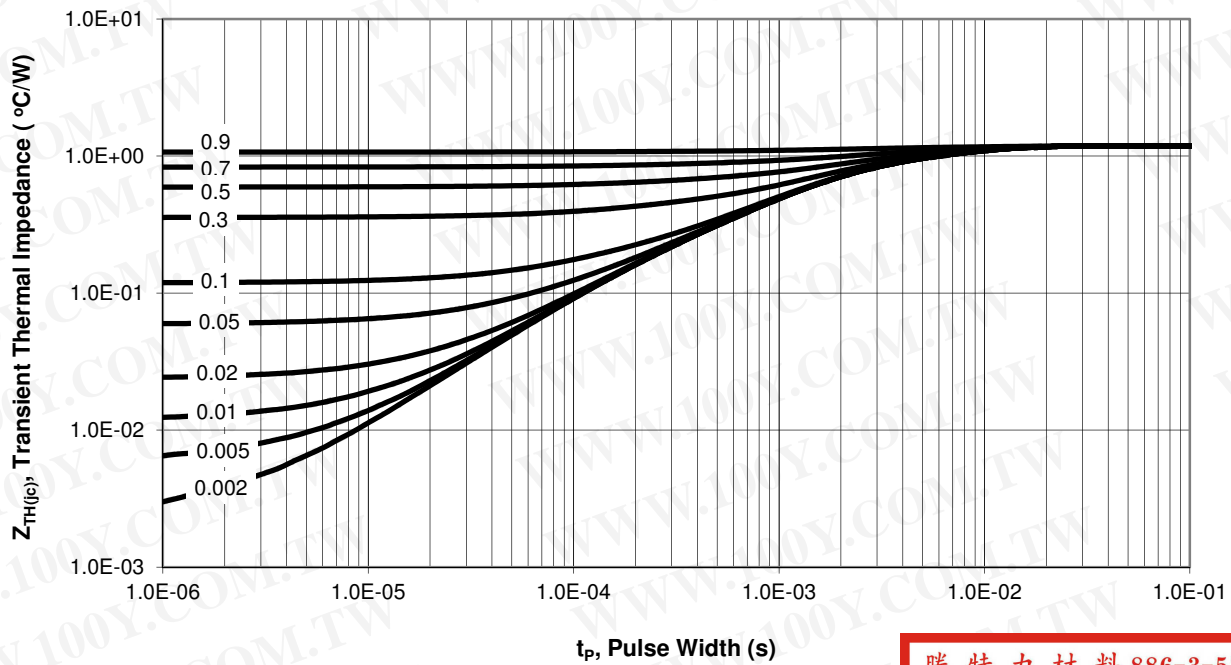
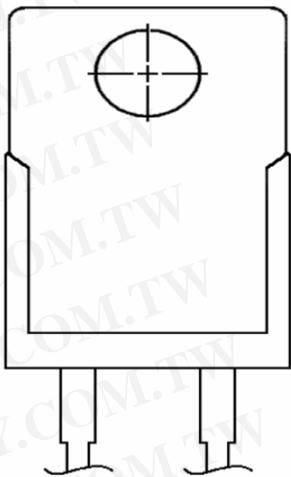
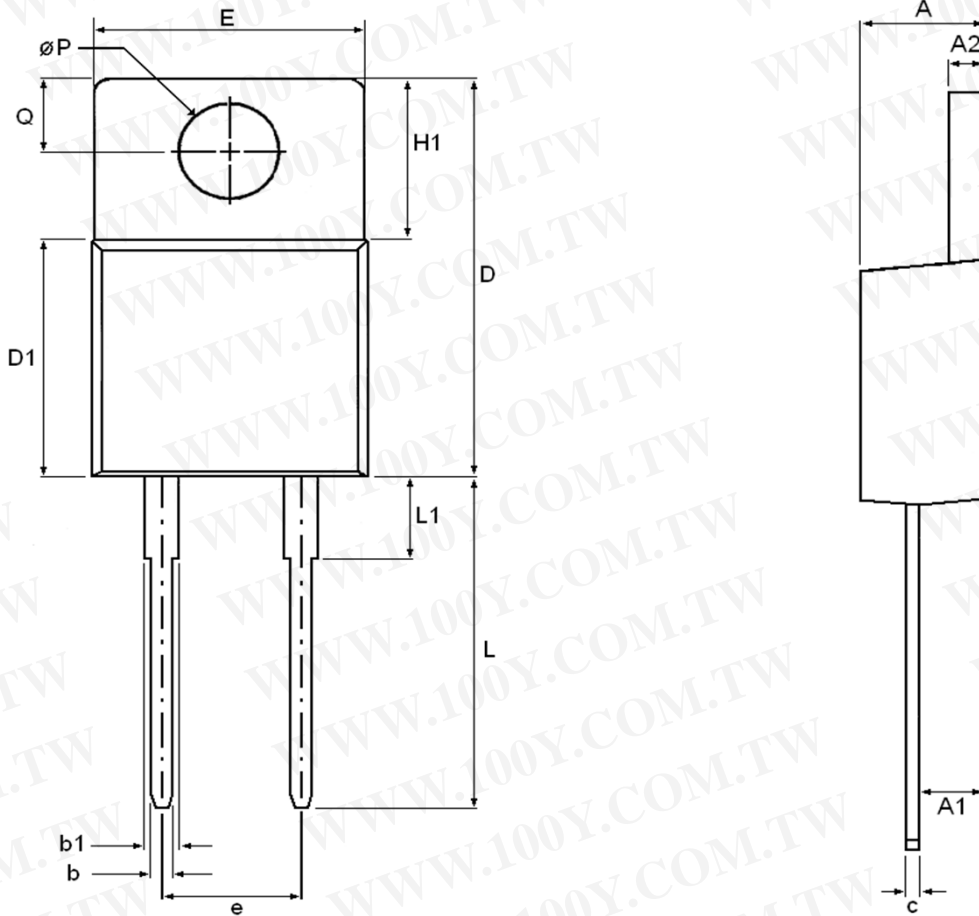


Figure 5. Transient Thermal Impedance
 $Z_{th(jc)} = f(t_p); \text{parameter: Duty Ratio}$

勝特力材料 886-3-5753170
勝特力电子(上海) 86-21-34970699
勝特力电子(深圳) 86-755-83298787
[Http://www.100y.com.tw](http://www.100y.com.tw)

Package Dimensions: TO-220



DIM	MILLIMETERS		INCHES	
	MIN	MAX	MIN	MAX
A	4.191	4.699	0.165	0.185
A1	2.387	2.489	0.094	0.098
A2	1.219	1.321	0.048	0.052
b	0.635	0.889	0.025	0.035
b1	1.143	1.397	0.145	0.055
c	0.458	0.635	0.018	0.025
D	15.113	16.621	0.595	0.615
D1	9.017	9.271	0.355	0.365
e	5.080		0.200	
E	9.677	9.931	0.381	0.391
H1	6.096	6.350	0.240	0.250
L	12.700	12.954	0.500	0.510
L1	3.048	3.302	0.120	0.130
Q	2.540	3.048	0.100	0.120
$\varnothing P$	3.632	3.734	0.143	0.147

勝特力材料 886-3-5753170
勝特力电子(上海) 86-21-34970699
勝特力电子(深圳) 86-755-83298787
[Http://www.100y.com.tw](http://www.100y.com.tw)

Published by
SemiSouth Laboratories, Inc.
201 Research Boulevard
Starkville, MS 39759 USA
© SemiSouth Laboratories, Inc. 2011

Information in this document supersedes and replaces all information previously supplied.

Information in this document is provided solely in connection with SemiSouth products. SemiSouth Laboratories, Inc. reserves the right to make changes, corrections, modifications or improvements, to this document without notice.

No license, express or implied to any intellectual property rights is granted under this document.

Unless expressly approved in writing by an authorized representative of SemiSouth, SemiSouth products are not designed, authorized or warranted for use in military, aircraft, space, life saving, or life sustaining applications, nor in products or systems where failure or malfunction may result in personal injury, death, or property or environmental damage.