

## Silicon Carbide Power Schottky Diode


### Features:

- Positive Temperature Coefficient for Ease of Paralleling
- Temperature Independent Switching Behavior
- 175 °C Maximum Operating Temperature
- Zero Reverse Recovery Current
- Zero Forward Recovery Voltage

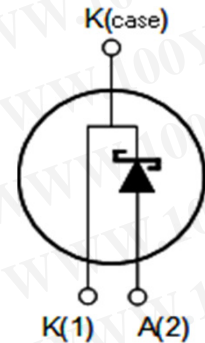
### Applications:

- Solar Inverter
- SMPS
- Power Factor Correction
- Induction Heating
- UPS
- Motor Drive

Product Summary		
$V_{DC}$	1200	V
$I_F$	5	A
$Q_c$	20	nC



True 2 Lead DPAK (TO-252)



Internal Schematic

勝特力材料 886-3-5753170  
 勝特力电子(上海) 86-21-34970699  
 勝特力电子(深圳) 86-755-83298787  
[Http://www.100y.com.tw](http://www.100y.com.tw)

### MAXIMUM RATINGS

Parameter	Symbol	Conditions	Value	Unit
Repetitive Peak Reverse Voltage	$V_{RRM}$	$T_j = 25\text{ °C}$	1200	V
DC Blocking Voltage	$V_{DC}$		1200	
Continuous Forward Current	$I_F$	$T_C < 160\text{ °C}$	5	A
Peak Repetitive Forward Current	$I_{FRM}$	$T_C = 125\text{ °C}, D = 0.1$	30	
Non-Repetitive Forward Surge Current	$I_{FSM}$	$T_C = 25\text{ °C}, t_p = 10\text{ ms}$	26	
		$T_C = 25\text{ °C}, t_p = 10\text{ us}$	100	
Power Dissipation	$P_D$	$T_C = 25\text{ °C}$	115	W
Operating and Storage Temperature	$T_j, T_{stg}$		-55 to +175	°C

**THERMAL CHARACTERISTICS**

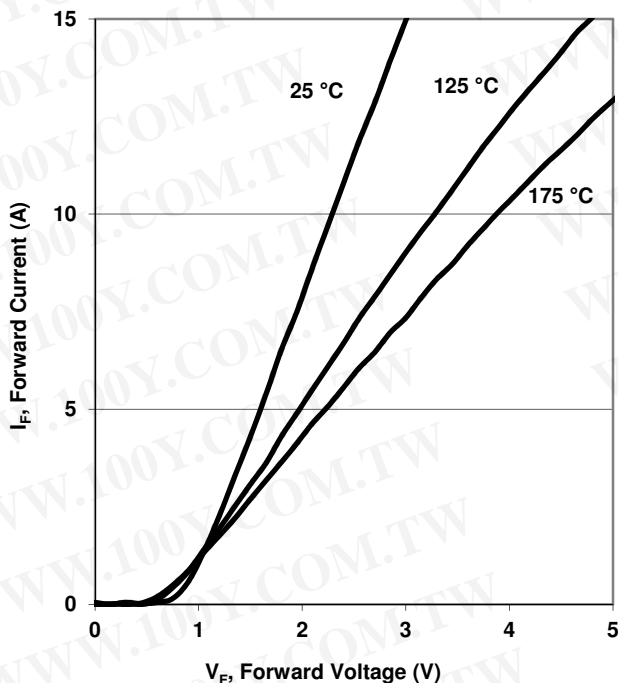
Parameter	Symbol	Conditions	Value			Unit
			Min	Typ	Max	
Thermal Resistance, junction-case	$R_{th,JC}$		-	1.31	-	°C / W
Thermal Resistance, junction-ambient	$R_{th,JA}$		-	62	-	

**ELECTRICAL CHARACTERISTICS, at  $T_j = 25\text{ C}$  unless otherwise stated**

Parameter	Symbol	Conditions	Value			Unit
			Min	Typ	Max	
Forward Voltage	$V_F$	$I_F = 5\text{ A}, T_j = 25\text{ °C}$	-	1.6	1.8	V
		$I_F = 5\text{ A}, T_j = 175\text{ °C}$	-	2.4	2.9	
Reverse Current	$I_R$	$V_R = 1200\text{ V}, T_j = 25\text{ °C}$	-	5	50	uA
		$V_R = 1200\text{ V}, T_j = 175\text{ °C}$	-	100	-	
Total Capacitive Charge	$Q_C$	$V_R = 400\text{ V}, I_F = 5\text{ A}, di/dt = 500\text{ A/us}$	-	20	-	nC
Total Capacitance	C	$V_R = 1\text{ V}, f = 1\text{ MHz}$	-	580	-	pF
		$V_R = 300\text{ V}, f = 1\text{ MHz}$	-	24	-	
		$V_R = 600\text{ V}, f = 1\text{ MHz}$	-	17	-	

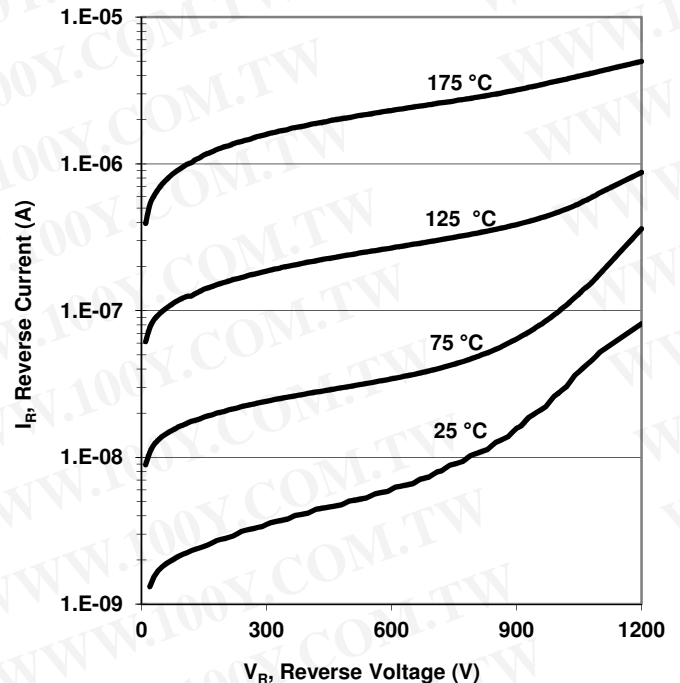
**Figure 1. Typical Forward Characteristics**

$I_F = f(V_F)$ ; parameter:  $T_j$



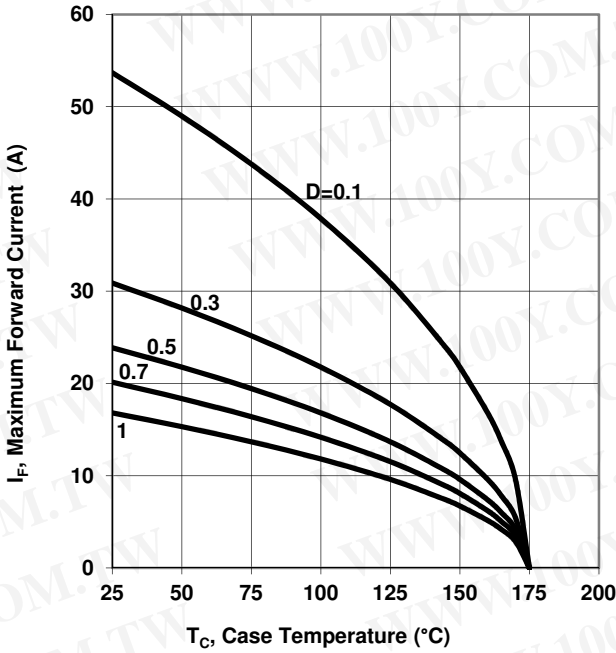
**Figure 2. Typical Reverse Characteristics**

$I_R = f(V_R)$ ; parameter:  $T_j$



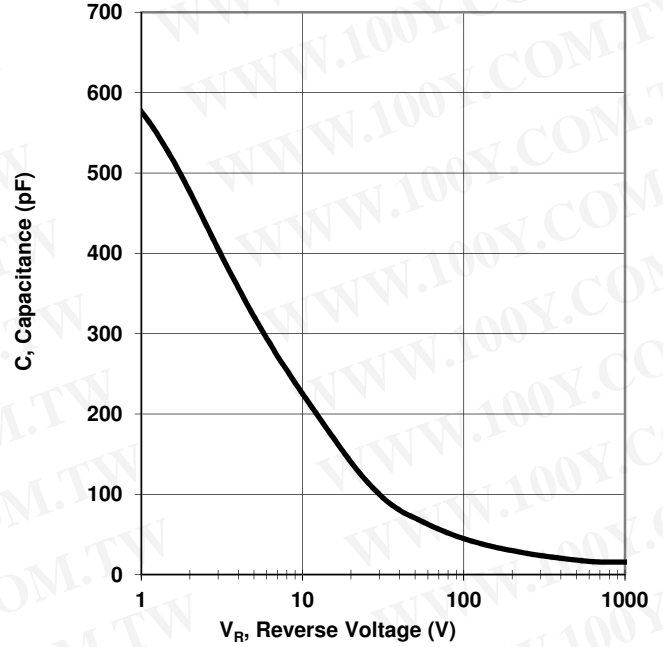
**Figure 3. Maximum Forward Current**

$I_F = f(T_C)$ ;  $T_j < 175\text{ }^\circ\text{C}$ ; parameter: duty cycle, D



**Figure 4. Typical Capacitance**

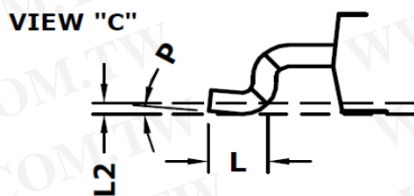
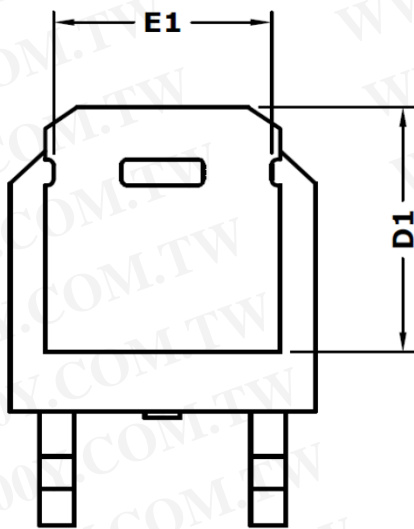
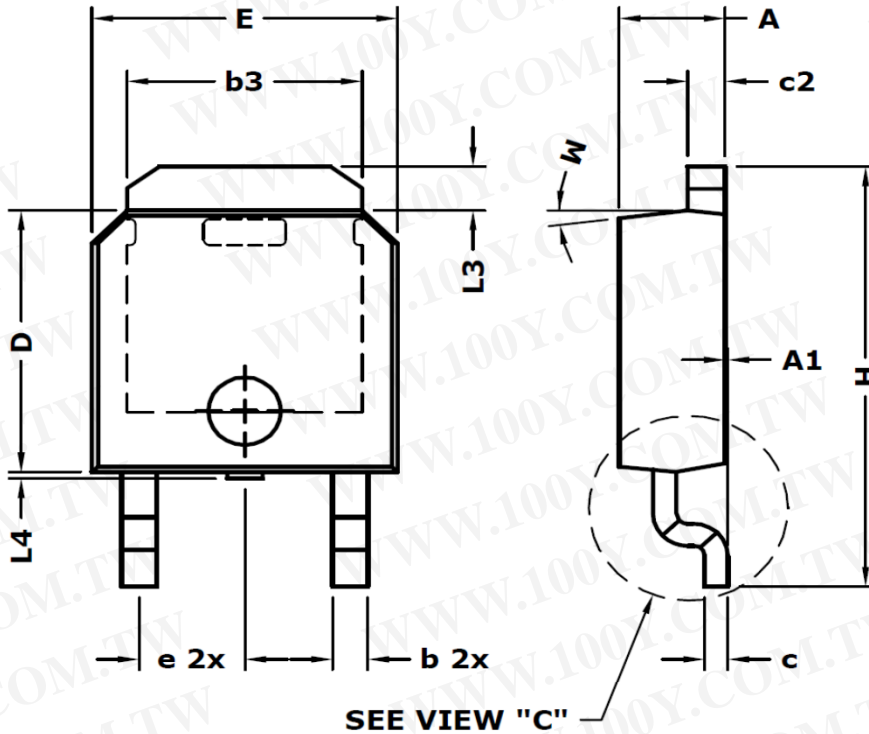
$C = f(V_R)$ ;  $T_C = 25\text{ }^\circ\text{C}$ ;  $f = 1\text{ MHz}$



勝特力材料 886-3-5753170  
 勝特力电子(上海) 86-21-34970699  
 勝特力电子(深圳) 86-755-83298787  
[Http://www.100y.com.tw](http://www.100y.com.tw)

**Package Dimensions: DPAK (TO-252)**

勝特力材料 886-3-5753170  
 勝特力电子(上海) 86-21-34970699  
 勝特力电子(深圳) 86-755-83298787  
[Http://www.100y.com.tw](http://www.100y.com.tw)



All units in inches

SYMBOL	MIN	NOM	MAX
A	.085	.090	.095
A1	.001	.003	.005
b	.028	.030	.042
b3	.197	.201	.205
c	.018	.020	.022
c2	.030	.032	.034
D	.235	.240	.245
D1	.230 REF.		
E	.255	.260	.265
E1	.183	.186	.191
e	.090 REF.		
H	.382	.385	.397
L	.040	.045	.050
L2	.010 REF.		
L3	-	-	.045
L4	.000	-	.006
M	7°		
P	-	-	5°

NOTE:  
 - L4- MAXIMUM PLASTIC PROTRUSION.  
 - L2- REFERENCE FOR FOOT LENGTH MEASUREMENT.

勝特力材料 886-3-5753170  
勝特力电子(上海) 86-21-34970699  
勝特力电子(深圳) 86-755-83298787  
[Http://www.100y.com.tw](http://www.100y.com.tw)

Published by  
SemiSouth Laboratories, Inc.  
201 Research Boulevard  
Starkville, MS 39759 USA  
© SemiSouth Laboratories, Inc. 2011

Information in this document supersedes and replaces all information previously supplied.

Information in this document is provided solely in connection with SemiSouth products. SemiSouth Laboratories, Inc. reserves the right to make changes, corrections, modifications or improvements, to this document without notice.

No license, express or implied to any intellectual property rights is granted under this document.

Unless expressly approved in writing by an authorized representative of SemiSouth, SemiSouth products are not designed, authorized or warranted for use in military, aircraft, space, life saving, or life sustaining applications, nor in products or systems.