Small Signal Zener Diodes

DESIGN SUPPORT TOOLS AVAILABLE

3D Models

FEATURES

- Silicon planar power Zener diodes
- Standard Zener voltage tolerance is ± 5 % with a "B" suffix in the ordering code (e.g.: 1N5221B), suffix "C" is ± 2 % tolerance
- These diodes are also available in MiniMELF case with the type designation TZM5221 to TZM5267, SOT-23 case with the type designations MMBZ5225 to MMBZ5267 and SOD-123 case with the types designations MMSZ5225 to MMSZ5267
- AEC-Q101 qualified
- Material categorization: for definitions of compliance please see www.vishay.com/doc?99912

Pb e2 RoHS COMPLIANT HALOGEN FREE

APPLICATIONS

- Voltage stabilization

勝 特 力 材 料 886-3-5753170
胜特力电子(上海) 86-21-34970699
胜特力电子(深圳) 86-755-83298787
Http://www.100y.com.tw

PRIMARY CHARACTERISTICS		
PARAMETER	VALUE	UNIT
V_Z range nom.	2.4 to 75	V
Test current I_{ZT}	1.7 to 20	mA
V_Z specification	Thermal equilibrium	
Circuit configuration	Single	

ORDERING INFORMATION			
DEVICE NAME	ORDERING CODE	TAPED UNITS PER REEL	MINIMUM ORDER QUANTITY
1N5221B to 1N5267B	1N5221B to 1N5267B-series-TR	10 000 per 13" reel	30 000/box
1N5221C to 1N5267C	1N5221C to 1N5267C-series-TR		
1N5221B to 1N5267B	1N5221B to 1N5267B-series-TAP	10 000 per ammopack (52 mm tape)	
1N5221C to 1N5267C	1N5221C to 1N5267C-series-TAP		

PACKAGE				
PACKAGE NAME	WEIGHT	MOLDING COMPOUND FLAMMABILITY RATING	MOISTURE SENSITIVITY LEVEL	SOLDERING CONDITIONS
DO-35 (DO-204AH)	125 mg	UL 94 V-0	MSL level 1 (according J-STD-020)	Peak temperature max. 260 °C

ABSOLUTE MAXIMUM RATINGS (T_{amb} = 25 °C, unless otherwise specified)				
PARAMETER	TEST CONDITION	SYMBOL	VALUE	UNIT
Power dissipation	$T_L \leq 25$ °C	P_{tot}	500	mW
Zener current		I_Z	P_{tot}/V_Z	mA
Thermal resistance junction to ambient air	l = 4 mm, T_L = constant	R_{thJA}	300	K/W
Junction temperature		T_j	175	°C
Storage temperature range		T_{stg}	-65 to +175	°C
Forward voltage (max.)	I_F = 200 mA	V_F	1.1	V

For technical questions within your region: DiodesAmericas@vishay.com, DiodesAsia@vishay.com, DiodesEurope@vishay.com
THIS DOCUMENT IS SUBJECT TO CHANGE WITHOUT NOTICE. THE PRODUCTS DESCRIBED HEREIN AND THIS DOCUMENT ARE SUBJECT TO SPECIFIC DISCLAIMERS, SET FORTH AT www.vishay.com/doc?91000

ELECTRICAL CHARACTERISTICS (T_{amb} = 25 °C, unless otherwise specified)

PART NUMBER	ZENER VOLTAGE RANGE [1]	TEST CURRENT		REVERSE LEAKAGE CURRENT		DYNAMIC RESISTANCE f = 1 kHz		TEMPERATURE COEFFICIENT
	V_Z at I_{ZT1}	I_{ZT1}	I_{ZT2}	I_R at V_R		Z_Z at I_{ZT1} [1]	Z_{ZK} at I_{ZT2}	α_{VZ}
	V	mA		µA	V	Ω		%/K
	NOM.			MAX.		MAX.	MAX.	TYP.
1N5221	2.4	20	0.25	100	1	30	1200	- 0.085
1N5222	2.5	20	0.25	100	1	30	1250	- 0.085
1N5223	2.7	20	0.25	75	1	30	1300	- 0.08
1N5224	2.8	20	0.25	75	1	30	1400	- 0.08
1N5225	3	20	0.25	50	1	29	1600	- 0.075
1N5226	3.3	20	0.25	25	1	28	1600	- 0.07
1N5227	3.6	20	0.25	15	1	24	1700	- 0.065
1N5228	3.9	20	0.25	10	1	23	1900	- 0.06
1N5229	4.3	20	0.25	5	1	22	2000	0.055
1N5230	4.7	20	0.25	5	2	19	1900	0.03
1N5231	5.1	20	0.25	5	2	17	1600	0.03
1N5232	5.6	20	0.25	5	3	11	1600	0.038
1N5233	6	20	0.25	5	3.5	7	1600	0.038
1N5234	6.2	20	0.25	5	4	7	1000	0.045
1N5235	6.8	20	0.25	3	5	5	750	0.05
1N5236	7.5	20	0.25	3	6	6	500	0.058
1N5237	8.2	20	0.25	3	6.5	8	500	0.062
1N5238	8.7	20	0.25	3	6.5	8	600	0.065
1N5239	9.1	20	0.25	3	7	10	600	0.068
1N5240	10	20	0.25	3	8	17	600	0.075
1N5241	11	20	0.25	2	8.4	22	600	0.076
1N5242	12	20	0.25	1	9.1	30	600	0.077
1N5243	13	9.5	0.25	0.5	9.9	13	600	0.079
1N5244	14	9	0.25	0.1	10	15	600	0.082
1N5245	15	8.5	0.25	0.1	11	16	600	0.082
1N5246	16	7.8	0.25	0.1	12	17	600	0.083
1N5247	17	7.4	0.25	0.1	13	19	600	0.084
1N5248	18	7	0.25	0.1	14	21	600	0.085
1N5249	19	6.6	0.25	0.1	14	23	600	0.086
1N5250	20	6.2	0.25	0.1	15	25	600	0.086
1N5251	22	5.6	0.25	0.1	17	29	600	0.087
1N5252	24	5.2	0.25	0.1	18	33	600	0.088
1N5253	25	5	0.25	0.1	19	35	600	0.089
1N5254	27	4.6	0.25	0.1	21	41	600	0.09
1N5255	28	4.5	0.25	0.1	21	44	600	0.091
1N5256	30	4.2	0.25	0.1	23	49	600	0.091
1N5257	33	3.8	0.25	0.1	25	58	700	0.092
1N5258	36	3.4	0.25	0.1	27	70	700	0.093
1N5259	39	3.2	0.25	0.1	30	80	800	0.094
1N5260	43	3	0.25	0.1	33	93	900	0.095
1N5261	47	2.7	0.25	0.1	36	105	1000	0.095
1N5262	51	2.5	0.25	0.1	39	125	1100	0.096
1N5263	56	2.2	0.25	0.1	43	150	1300	0.096
1N5264	60	2.1	0.25	0.1	46	170	1400	0.097
1N5265	62	2	0.25	0.1	47	185	1400	0.097
1N5266	68	1.8	0.25	0.1	52	230	1600	0.097
1N5267	75	1.7	0.25	0.1	56	270	1700	0.098

Note

[1] Based on DC measurement at thermal equilibrium; lead length = 9.5 (3/8"); thermal resistance of heat sink = 30 K/W

For technical questions within your region: DiodesAmericas@vishay.com, DiodesAsia@vishay.com, DiodesEurope@vishay.com
THIS DOCUMENT IS SUBJECT TO CHANGE WITHOUT NOTICE. THE PRODUCTS DESCRIBED HEREIN AND THIS DOCUMENT ARE SUBJECT TO SPECIFIC DISCLAIMERS, SET FORTH AT www.vishay.com/doc?91000

BASIC CHARACTERISTICS (T_{amb} = 25 °C, unless otherwise specified)

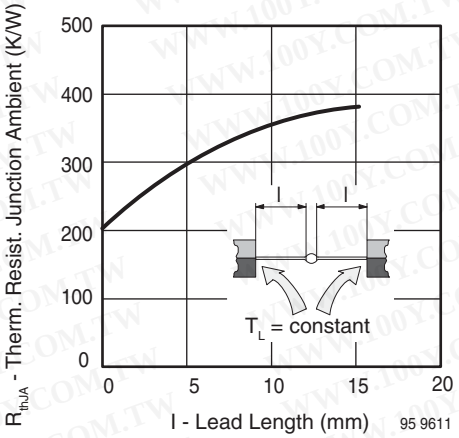

Fig. 1 - Thermal Resistance vs. Lead Length

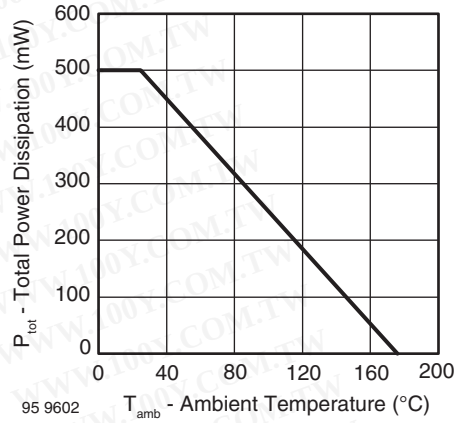

Fig. 4 - Total Power Dissipation vs. Ambient Temperature

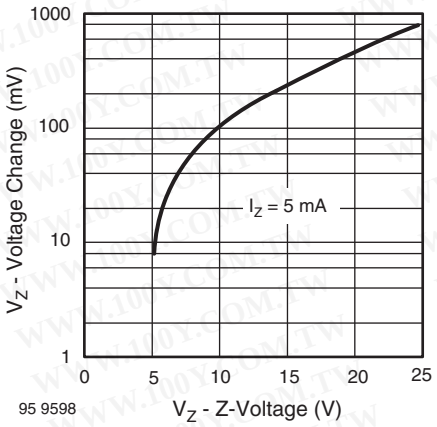

Fig. 2 - Typical Change of Working Voltage under Operating Conditions at T_{amb}= 25 °C

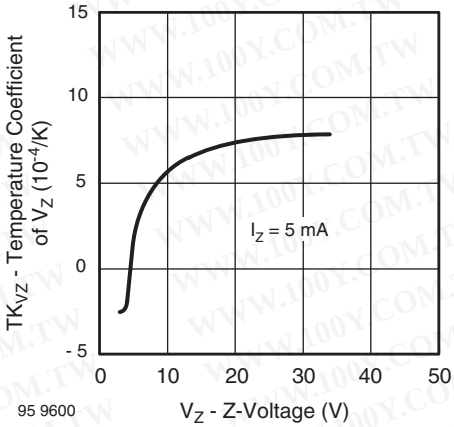

Fig. 5 - Temperature Coefficient of V_Z vs. Z-Voltage

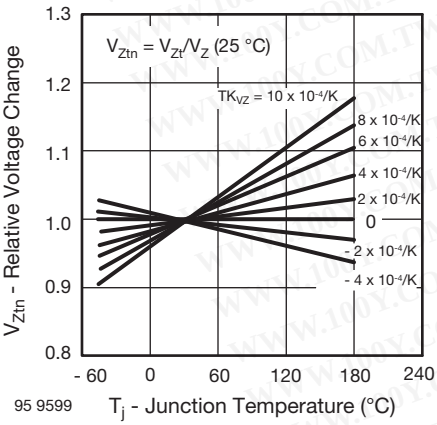

Fig. 3 - Typical Change of Working Voltage vs. Junction Temperature

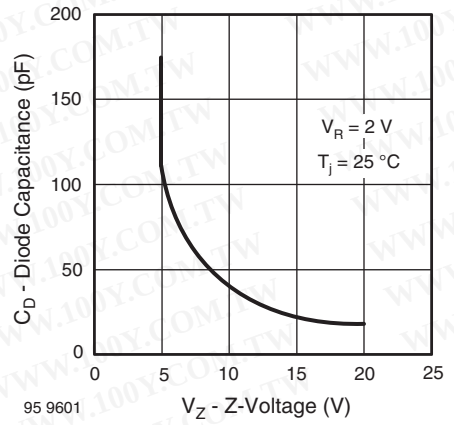

Fig. 6 - Diode Capacitance vs. Z-Voltage

For technical questions within your region: DiodesAmericas@vishay.com, DiodesAsia@vishay.com, DiodesEurope@vishay.com
THIS DOCUMENT IS SUBJECT TO CHANGE WITHOUT NOTICE. THE PRODUCTS DESCRIBED HEREIN AND THIS DOCUMENT ARE SUBJECT TO SPECIFIC DISCLAIMERS, SET FORTH AT www.vishay.com/doc?91000

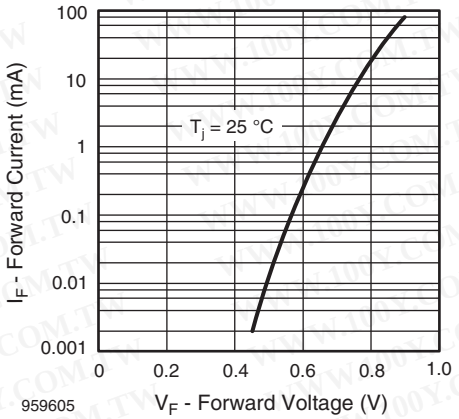

Fig. 7 - Forward Current vs. Forward Voltage

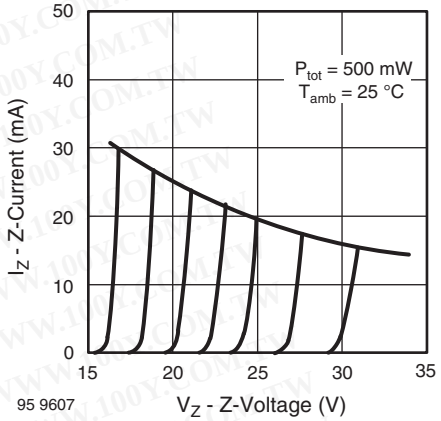

Fig. 9 - Z-Current vs. Z-Voltage

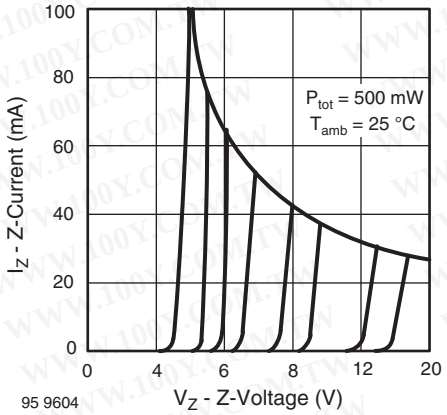

Fig. 8 - Z-Current vs. Z-Voltage

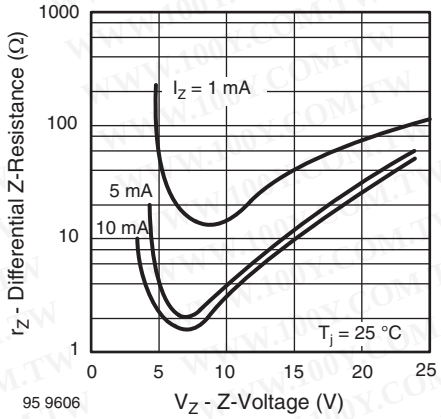

Fig. 10 - Differential Z-Resistance vs. Z-Voltage

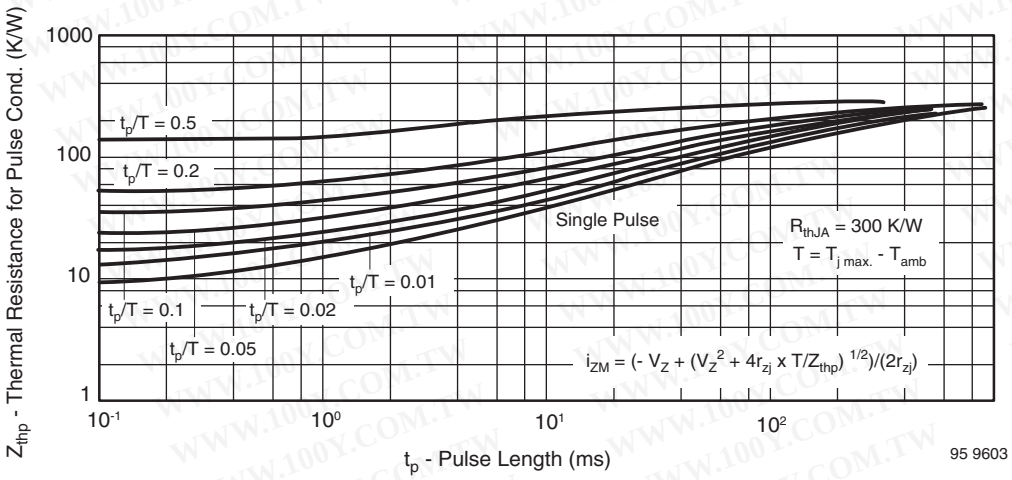

Fig. 11 - Thermal Response

For technical questions within your region: DiodesAmericas@vishay.com, DiodesAsia@vishay.com, DiodesEurope@vishay.com
THIS DOCUMENT IS SUBJECT TO CHANGE WITHOUT NOTICE. THE PRODUCTS DESCRIBED HEREIN AND THIS DOCUMENT ARE SUBJECT TO SPECIFIC DISCLAIMERS, SET FORTH AT www.vishay.com/doc?91000

PACKAGE DIMENSIONS in millimeters (inches): **DO-35 (DO-204AH)_1N52xx**

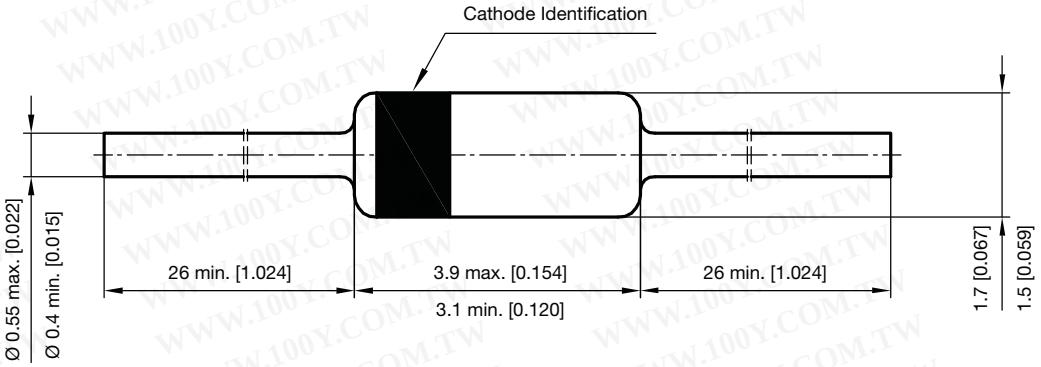

Rev. 1 - Date: 19. December 2011
Document no.: S8-V-3906.04-031(4)
94 12648

勝 特 力 材 料 886-3-5753170
胜特力电子(上海) 86-21-34970699
胜特力电子(深圳) 86-755-83298787
Http://www.100y.com.tw

For technical questions within your region: DiodesAmericas@vishay.com, DiodesAsia@vishay.com, DiodesEurope@vishay.com
THIS DOCUMENT IS SUBJECT TO CHANGE WITHOUT NOTICE. THE PRODUCTS DESCRIBED HEREIN AND THIS DOCUMENT ARE SUBJECT TO SPECIFIC DISCLAIMERS, SET FORTH AT www.vishay.com/doc?91000