


TRANSZORB® Transient Voltage Suppressors

勝特力材料 886-3-5753170
 勝特力电子(上海) 86-21-34970699
 勝特力电子(深圳) 86-755-83298787
[Http://www.100y.com.tw](http://www.100y.com.tw)



Case Style 1.5KE

| PRIMARY CHARACTERISTICS | |
|----------------------------|---------------------------------|
| V_{WM} | 5.0 V to 18 V |
| V_{BR} (uni-directional) | 6.0 V to 21.2 V |
| V_{BR} (bi-directional) | 9.2 V to 21.2 V |
| P_{PPM} | 1500 W |
| P_D | 6.5 W |
| I_{FSM} | 200 A |
| T_J max. | 175 °C |
| Polarity | Uni-directional, bi-directional |
| Package | 1.5KE |

DEVICES FOR BI-DIRECTION APPLICATIONS

For bi-directional types, use C suffix (e.g. ICTE18C). Electrical characteristics apply in both directions.

| MAXIMUM RATINGS ($T_A = 25$ °C unless otherwise noted) | | | |
|---|----------------|----------------|------|
| PARAMETER | SYMBOL | LIMIT | UNIT |
| Peak pulse power dissipation with a 10/1000 μ s waveform ⁽¹⁾ (fig. 1) | P_{PPM} | 1500 | W |
| Peak pulse current with a 10/1000 μ s waveform ⁽¹⁾ (fig. 3) | I_{PPM} | See next table | A |
| Power dissipation on infinite heatsink at $T_L = 75$ °C (fig. 8) | P_D | 6.5 | W |
| Peak forward surge current 8.3 ms single half sine-wave uni-directional only ⁽²⁾ | I_{FSM} | 200 | A |
| Maximum instantaneous forward voltage at 100 A for uni-directional only | V_F | 3.5 | V |
| Operating junction and storage temperature range | T_J, T_{STG} | - 55 to + 175 | °C |

Notes

- ⁽¹⁾ Non-repetitive current pulse, per fig. 3 and derated above $T_A = 25$ °C per fig. 2
⁽²⁾ 8.3 ms single half sine-wave, duty cycle = 4 pulses per minute maximum

FEATURES

- Glass passivated chip junction
- Available in uni-directional and bi-directional
- 1500 W peak pulse power capability with a 10/1000 μ s waveform, repetitive rate (duty cycle): 0.01 %
- Excellent clamping capability
- Very fast response time
- Low incremental surge resistance
- Solder dip 275 °C max. 10 s, per JESD 22-B106
- AEC-Q101 qualified
- Material categorization: For definitions of compliance please see www.vishay.com/doc?99912



RoHS
COMPLIANT

TYPICAL APPLICATIONS

Use in sensitive electronics protection against voltage transients induced by inductive load switching and lighting on ICs, MOSFET, signal lines of sensor units for consumer, computer, industrial, and telecommunication.

MECHANICAL DATA

Case: Molded epoxy body over passivated junction
 Molding compound meets UL 94 V-0 flammability rating
 Base P/N-E3 - RoHS compliant and commercial grade
 Base P/NHE3 - RoHS compliant and AEC-Q101 qualified

Terminals: Matte tin plated leads, solderable per J-STD-002 and JESD 22-B102

E3 suffix meets JESD 201 class 1A whisker test, HE3 suffix meets JESD 201 class 2 whisker test

Polarity: For uni-directional types the color band denotes cathode end, no marking on bi-directional types



| ELECTRICAL CHARACTERISTICS (JEDEC REGISTERED DATA) (T _A = 25 °C unless otherwise noted) | | | | | | | |
|---|-----------------------------------|---------------------------------------|---|--|--|---|--|
| JEDEC TYPE NUMBER | GENERAL SEMICONDUCTOR PART NUMBER | STAND-OFF VOLTAGE V _{WM} (V) | MINIMUM BREAKDOWN VOLTAGE AT 1.0 mA V _{BR} (V) | MAXIMUM REVERSE LEAKAGE AT V _{WM} I _D (µA) | MAXIMUM CLAMPING VOLTAGE AT I _{PP} = 1.0 A V _C (V) | MAXIMUM CLAMPING VOLTAGE AT I _{PP} = 10 A V _C (V) | MAXIMUM PEAK PULSE CURRENT I _{PP} (A) |
| UNI-DIRECTIONAL TYPES | | | | | | | |
| 1N6373 ⁽²⁾ | ICTE5 ⁽²⁾ | 5.0 | 6.0 | 300 | 7.1 | 7.5 | 160 |
| 1N6374 | ICTE8 | 8.0 | 9.4 | 25.0 | 11.3 | 11.5 | 100 |
| 1N6375 | ICTE10 | 10.0 | 11.7 | 2.0 | 13.7 | 14.1 | 90 |
| 1N6376 | ICTE12 | 12.0 | 14.1 | 2.0 | 16.1 | 16.5 | 70 |
| 1N6377 | ICTE15 | 15.0 | 17.6 | 2.0 | 20.1 | 20.6 | 60 |
| 1N6378 | ICTE18 | 18.0 | 21.2 | 2.0 | 24.2 | 25.2 | 50 |
| BI-DIRECTIONAL TYPES | | | | | | | |
| 1N6382 | ICTE8C | 8.0 | 9.4 | 50 | 11.4 | 11.6 | 100 |
| 1N6383 | ICTE10C | 10.0 | 11.7 | 2.0 | 14.1 | 14.5 | 90 |
| 1N6384 | ICTE12C | 12.0 | 14.1 | 2.0 | 16.7 | 17.1 | 70 |
| 1N6385 | ICTE15C | 15.0 | 17.6 | 2.0 | 20.8 | 21.4 | 60 |
| 1N6386 | ICTE18C | 18.0 | 21.2 | 2.0 | 24.8 | 25.5 | 50 |

Notes

- (1) "C" suffix indicates bi-directional
- (2) ICTE5 and 1N6373 are not available as bi-directional
- (3) Clamping factor: 1.33 at full rated power; 1.20 at 50 % rated power; clamping factor: the ratio of the actual V_C (clamping voltage) to the V_{BR} (breakdown voltage) as measured on a specific device

| ORDERING INFORMATION (Example) | | | | |
|---------------------------------------|-----------------|------------------------|---------------|----------------------------------|
| PREFERRED P/N | UNIT WEIGHT (g) | PREFERRED PACKAGE CODE | BASE QUANTITY | DELIVERY MODE |
| ICTE5-E3/54 | 0.968 | 54 | 1400 | 13" diameter paper tape and reel |
| ICTE5HE3/54 ⁽¹⁾ | 0.968 | 54 | 1400 | 13" diameter paper tape and reel |

Note

- (1) AEC-Q101 qualified



RATINGS AND CHARACTERISTICS CURVES ($T_A = 25\text{ }^\circ\text{C}$ unless otherwise noted)

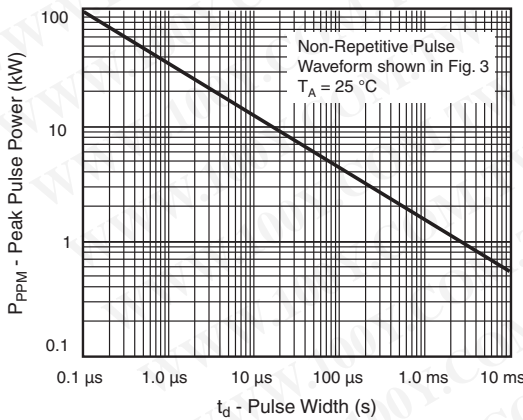


Fig. 1 - Peak Pulse Power Rating Curve

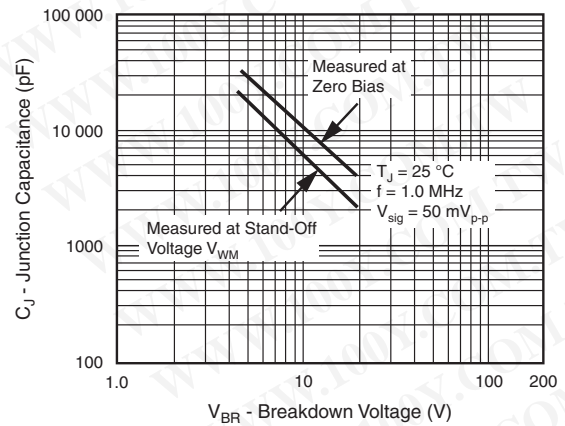


Fig. 4 - Typical Junction Capacitance Uni-Directional

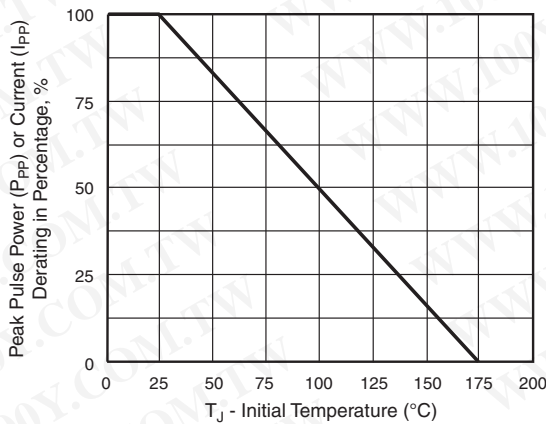


Fig. 2 - Pulse Power or Current vs. Initial Junction Temperature

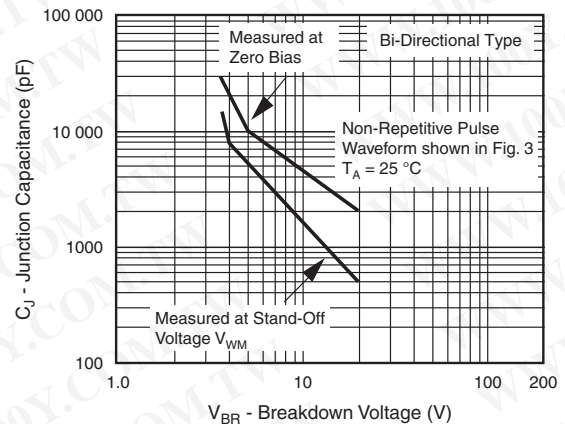


Fig. 5 - Typical Junction Capacitance

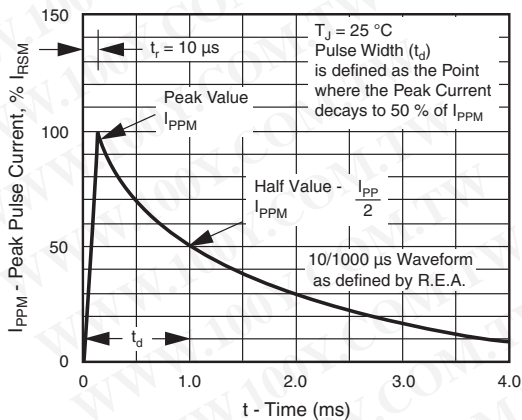


Fig. 3 - Pulse Waveform

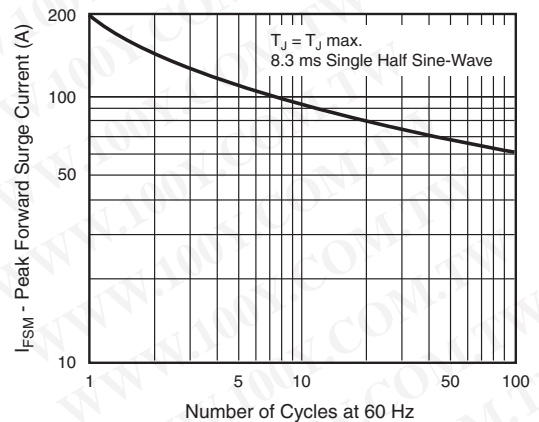


Fig. 6 - Maximum Non-Repetitive Forward Surge Current Uni-Directional Only

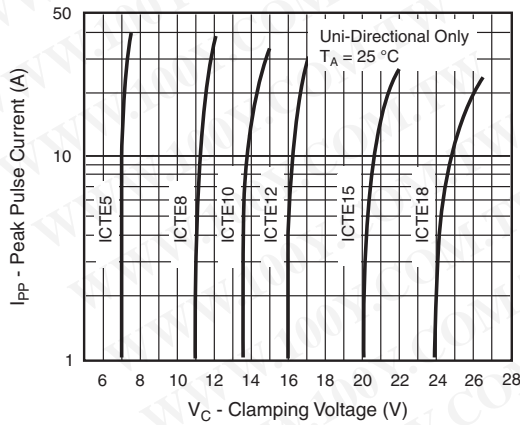


Fig. 7 - Typical Characteristics Clamping Voltage

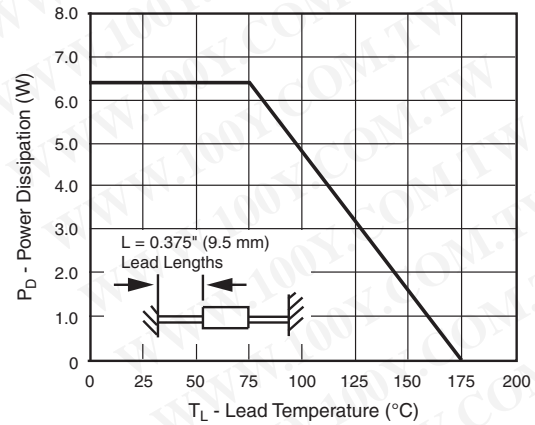
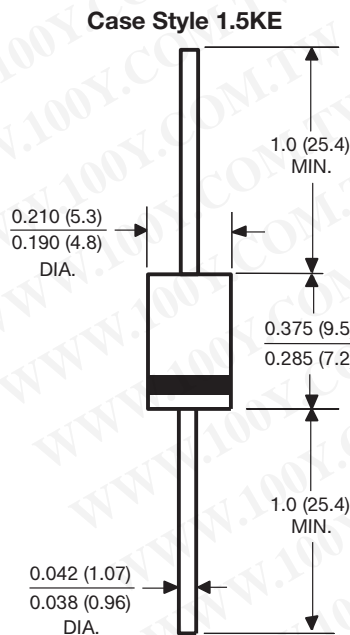


Fig. 8 - Power Derating Curve

PACKAGE OUTLINE DIMENSIONS in inches (millimeters)





Disclaimer

ALL PRODUCT, PRODUCT SPECIFICATIONS AND DATA ARE SUBJECT TO CHANGE WITHOUT NOTICE TO IMPROVE RELIABILITY, FUNCTION OR DESIGN OR OTHERWISE.

Vishay Intertechnology, Inc., its affiliates, agents, and employees, and all persons acting on its or their behalf (collectively, "Vishay"), disclaim any and all liability for any errors, inaccuracies or incompleteness contained in any datasheet or in any other disclosure relating to any product.

Vishay makes no warranty, representation or guarantee regarding the suitability of the products for any particular purpose or the continuing production of any product. To the maximum extent permitted by applicable law, Vishay disclaims (i) any and all liability arising out of the application or use of any product, (ii) any and all liability, including without limitation special, consequential or incidental damages, and (iii) any and all implied warranties, including warranties of fitness for particular purpose, non-infringement and merchantability.

Statements regarding the suitability of products for certain types of applications are based on Vishay's knowledge of typical requirements that are often placed on Vishay products in generic applications. Such statements are not binding statements about the suitability of products for a particular application. It is the customer's responsibility to validate that a particular product with the properties described in the product specification is suitable for use in a particular application. Parameters provided in datasheets and/or specifications may vary in different applications and performance may vary over time. All operating parameters, including typical parameters, must be validated for each customer application by the customer's technical experts. Product specifications do not expand or otherwise modify Vishay's terms and conditions of purchase, including but not limited to the warranty expressed therein.

Except as expressly indicated in writing, Vishay products are not designed for use in medical, life-saving, or life-sustaining applications or for any other application in which the failure of the Vishay product could result in personal injury or death. Customers using or selling Vishay products not expressly indicated for use in such applications do so at their own risk. Please contact authorized Vishay personnel to obtain written terms and conditions regarding products designed for such applications.

No license, express or implied, by estoppel or otherwise, to any intellectual property rights is granted by this document or by any conduct of Vishay. Product names and markings noted herein may be trademarks of their respective owners.

Material Category Policy

Vishay Intertechnology, Inc. hereby certifies that all its products that are identified as RoHS-Compliant fulfill the definitions and restrictions defined under Directive 2011/65/EU of The European Parliament and of the Council of June 8, 2011 on the restriction of the use of certain hazardous substances in electrical and electronic equipment (EEE) - recast, unless otherwise specified as non-compliant.

Please note that some Vishay documentation may still make reference to RoHS Directive 2002/95/EC. We confirm that all the products identified as being compliant to Directive 2002/95/EC conform to Directive 2011/65/EU.

Vishay Intertechnology, Inc. hereby certifies that all its products that are identified as Halogen-Free follow Halogen-Free requirements as per JEDEC JS709A standards. Please note that some Vishay documentation may still make reference to the IEC 61249-2-21 definition. We confirm that all the products identified as being compliant to IEC 61249-2-21 conform to JEDEC JS709A standards.

Mouser Electronics

Authorized Distributor

Click to View Pricing, Inventory, Delivery & Lifecycle Information:

Vishay:

[1N6378HE3/73](#) [1N6382/4](#) [1N6382/54](#) [1N6382-E3/4](#) [1N6382-E3/51](#) [1N6382-E3/54](#) [1N6382-E3/73](#) [1N6382HE3/54](#)
[1N6382HE3/73](#) [1N6383/4](#) [1N6383/54](#) [1N6383-E3/4](#) [1N6383-E3/51](#) [1N6383-E3/54](#) [1N6383-E3/73](#) [1N6383HE3/54](#)
[1N6383HE3/73](#) [1N6384/54](#) [1N6384-E3/4](#) [1N6384-E3/51](#) [1N6384-E3/54](#) [1N6384-E3/73](#) [1N6384HE3/54](#)
[1N6384HE3/73](#) [1N6385/4](#) [1N6385/54](#) [1N6385-E3/4](#) [1N6385-E3/51](#) [1N6385-E3/54](#) [1N6385-E3/73](#) [1N6385HE3/54](#)
[1N6385HE3/73](#) [ICTE15/1](#) [1N6374/1](#) [1N6374/4](#) [1N6374-E3/1](#) [1N6376/1](#) [1N6376-E3/1](#) [1N6377/1](#) [1N6377-E3/1](#)
[1N6382/1](#) [1N6382-E3/1](#) [1N6383/1](#) [1N6383-E3/1](#) [1N6384/4](#) [1N6373/4](#) [1N6373/54](#) [1N6373-E3/4](#) [1N6373-E3/51](#)
[1N6373-E3/54](#) [1N6373-E3/73](#) [1N6373HE3/54](#) [1N6373HE3/73](#) [1N6374/54](#) [1N6374-E3/4](#) [1N6374-E3/51](#) [1N6374-](#)
[E3/54](#) [1N6374-E3/73](#) [1N6374HE3/54](#) [1N6374HE3/73](#) [1N6375/4](#) [1N6375/54](#) [1N6375-E3/4](#) [1N6375-E3/51](#) [1N6375-](#)
[E3/54](#) [1N6375-E3/73](#) [1N6375HE3/54](#) [1N6375HE3/73](#) [1N6376/4](#) [1N6376/54](#) [1N6376-E3/4](#) [1N6376-E3/51](#) [1N6376-](#)
[E3/54](#) [1N6376-E3/73](#) [1N6376HE3/54](#) [1N6376HE3/73](#) [1N6377/4](#) [1N6377/54](#) [1N6377-E3/4](#) [1N6377-E3/51](#) [1N6377-](#)
[E3/54](#) [1N6377-E3/73](#) [1N6377HE3/54](#) [1N6377HE3/73](#) [1N6378/4](#) [1N6378/54](#) [1N6378-E3/4](#) [1N6378-E3/51](#) [1N6378-](#)
[E3/54](#) [1N6378-E3/73](#) [1N6378HE3/54](#) [ICTE10/4](#) [ICTE10/54](#) [ICTE10C/4](#) [ICTE10C/54](#) [ICTE10C-E3/4](#) [ICTE10C-](#)
[E3/51](#) [ICTE10C-E3/54](#) [ICTE10C-E3/73](#) [ICTE10CHE3/54](#)