


Surface Mount Trench MOS Barrier Schottky Rectifier

TMBS® eSMP® Series


Top View

Bottom View

MicroSMP (DO-219AD)

DESIGN SUPPORT TOOLS
[click logo to get started](#)

FEATURES

- Very low profile - typical height of 0.65 mm
- Ideal for automated placement
- Trench MOS Schottky technology
- Low forward voltage drop
- Low power loss, high efficiency
- Meets MSL level 1, per J-STD-020, LF maximum peak of 260 °C
- AEC-Q101 qualified available
- Automotive ordering code: base P/NHM3
- Material categorization: for definitions of compliance please see www.vishay.com/doc?99912


RoHS
 COMPLIANT
 HALOGEN
FREE
TYPICAL APPLICATIONS

For use in low voltage high frequency inverters, freewheeling, DC/DC converters, and polarity protection applications, in commercial, industrial, and automotive applications.

MECHANICAL DATA
Case: MicroSMP (DO-219AD)

 Molding compound meets UL 94 V-0 flammability rating
 Base P/N-M3 - halogen-free, and RoHS-compliant

Base P/NHM3 - halogen-free, RoHS-compliant, and AEC-Q101 qualified

Terminals: matte tin plated leads, solderable per J-STD-002 and JESD 22-B102

M3 and HM3 suffix meets JESD 201 class 2 whisker test

Polarity: color band denotes the cathode end

PRIMARY CHARACTERISTICS	
$I_{F(AV)}$	1.0 A
V_{RRM}	100 V
I_{FSM}	25 A
V_F at $I_F = 1.0$ A (125 °C)	0.58 V
T_J max.	175 °C
Package	MicroSMP (DO-219AD)
Circuit configuration	Single

MAXIMUM RATINGS ($T_A = 25$ °C unless otherwise noted)			
PARAMETER	SYMBOL	V1PM10	UNIT
Device marking code		1MB	
Maximum repetitive peak reverse voltage	V_{RRM}	100	V
Maximum DC forward current	$I_{F(AV)}$	1.0	A
Peak forward surge current 10 ms single half sine-wave superimposed on rated load	I_{FSM}	25	A
Operating junction and storage temperature range	T_J, T_{STG}	-40 to +175	°C

勝特力材料 886-3-5753170
 勝特力电子(上海) 86-21-34970699
 勝特力电子(深圳) 86-755-83298787
[Http://www.100y.com.tw](http://www.100y.com.tw)

ELECTRICAL CHARACTERISTICS ($T_A = 25\text{ }^\circ\text{C}$ unless otherwise noted)						
PARAMETER	TEST CONDITIONS		SYMBOL	TYP.	MAX.	UNIT
Instantaneous forward voltage	$I_F = 0.5\text{ A}$	$T_A = 25\text{ }^\circ\text{C}$	$V_F^{(1)}$	0.58	-	V
	$I_F = 1.0\text{ A}$			0.69	0.77	
	$I_F = 0.5\text{ A}$	$T_A = 125\text{ }^\circ\text{C}$		0.50	-	
	$I_F = 1.0\text{ A}$			0.58	0.66	
Reverse current	$V_R = 70\text{ V}$	$T_A = 25\text{ }^\circ\text{C}$	$I_R^{(2)}$	1	-	μA
	$V_R = 100\text{ V}$			-	50	
	$V_R = 70\text{ V}$	$T_A = 125\text{ }^\circ\text{C}$		0.2	-	mA
	$V_R = 100\text{ V}$			0.5	1.5	
Typical junction capacitance	4.0 V, 1 MHz		C_J	100	-	pF

Notes

- (1) Pulse test: 300 μs pulse width, 1 % duty cycle
 (2) Pulse test: pulse width $\leq 5\text{ ms}$

THERMAL CHARACTERISTICS ($T_A = 25\text{ }^\circ\text{C}$ unless otherwise noted)			
PARAMETER	SYMBOL	V1PM10	UNIT
Typical thermal resistance	$R_{\theta JA}^{(1)(2)}$	130	$^\circ\text{C/W}$
	$R_{\theta JM}^{(3)}$	20	

Notes

- (1) The heat generated must be less than the thermal conductivity from junction-to-ambient: $dP_D/dT_J < 1/R_{\theta JA}$
 (2) Free air, mounted on FR4 PCB, 2 oz. standard footprint, $R_{\theta JA}$ - junction to ambient
 (3) Mounted on FR4 PCB, 2 oz. standard footprint, $R_{\theta JM}$ - junction to mount

ORDERING INFORMATION (Example)				
PREFERRED P/N	UNIT WEIGHT (g)	PREFERRED PACKAGE CODE	BASE QUANTITY	DELIVERY MODE
V1PM10-M3/H	0.006	H	4500	7" diameter plastic tape and reel
V1PM10HM3/H ⁽¹⁾	0.006	H	4500	7" diameter plastic tape and reel

Note

- (1) AEC-Q101 qualified

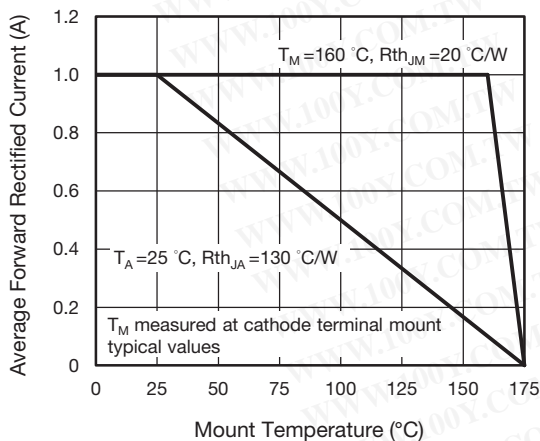
RATINGS AND CHARACTERISTICS CURVES ($T_A = 25\text{ }^\circ\text{C}$ unless otherwise noted)


Fig. 1 - Maximum Forward Current Derating Curve

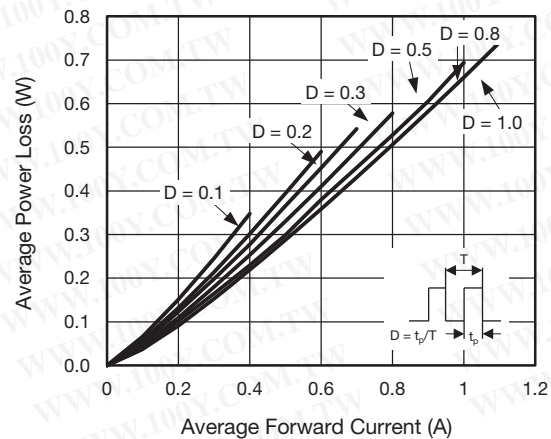


Fig. 2 - Average Power Loss Characteristics

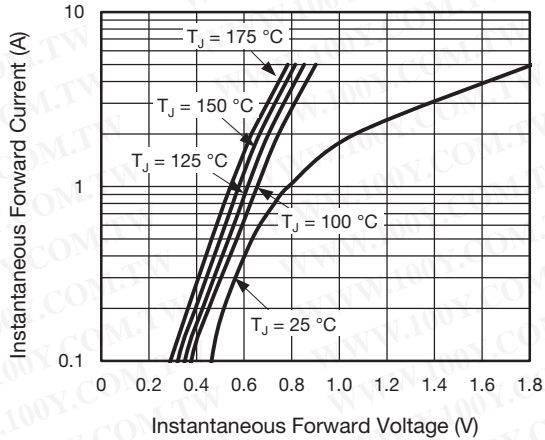


Fig. 3 - Typical Instantaneous Forward Characteristics

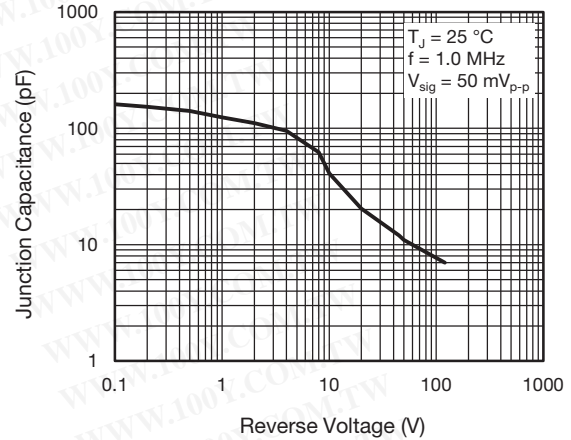


Fig. 5 - Typical Junction Capacitance

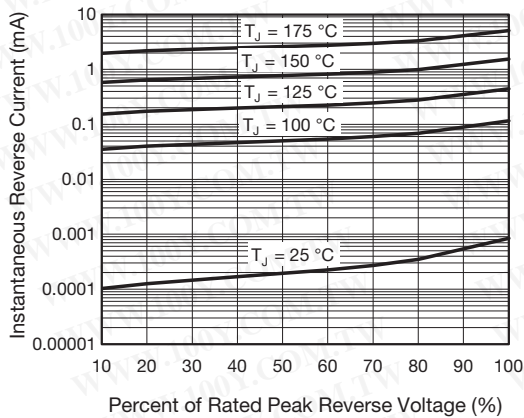


Fig. 4 - Typical Reverse Leakage Characteristics

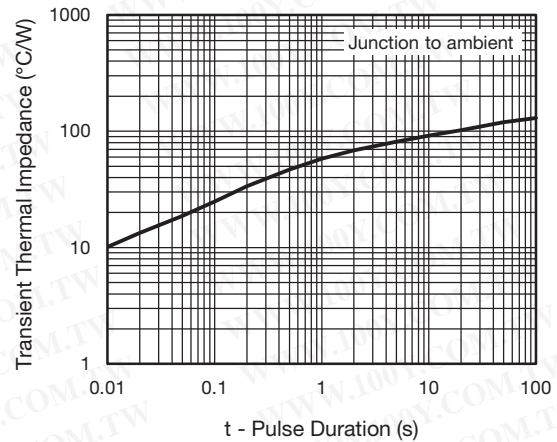
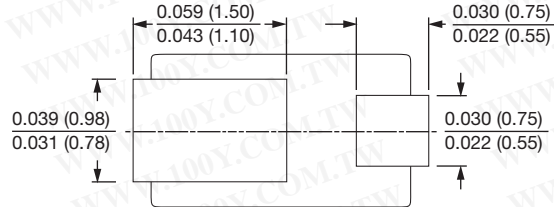
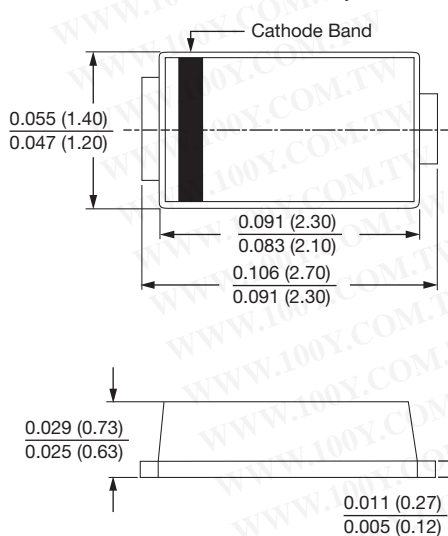


Fig. 6 - Typical Transient Thermal Impedance

PACKAGE OUTLINE DIMENSIONS in inches (millimeters)

MicroSMP (DO-219AD)



Mounting Pad Layout

