



## N-Channel 60-V (D-S) MOSFETs

PRODUCT SUMMARY				
Part Number	V <sub>(BR)DSS</sub> Min (V)	r <sub>DS(on)</sub> Max (Ω)	V <sub>GS(th)</sub> (V)	I <sub>D</sub> (A)
TN0601L	60	1.8 @ V <sub>GS</sub> = 10 V	0.5 to 2	0.47
VN0606L		3 @ V <sub>GS</sub> = 10 V	0.8 to 2	0.33
VN66AFD		3 @ V <sub>GS</sub> = 10 V	0.8 to 2.5	1.46

勝特力材料 886-3-5753170  
 胜特力电子(上海) 86-21-54151736  
 胜特力电子(深圳) 86-755-83298787  
[Http://www.100y.com.tw](http://www.100y.com.tw)

### FEATURES

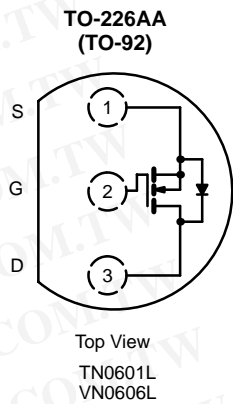
- Low On-Resistance: 1.2 Ω
- Low Threshold: <1.6 V
- Low Input Capacitance: 35 pF
- Fast Switching Speed: 9 ns
- Low Input and Output Leakage

### BENEFITS

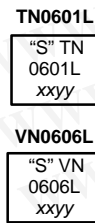
- Low Offset Voltage
- Low-Voltage Operation
- Easily Driven Without Buffer
- High-Speed Circuits
- Low Error Voltage

### APPLICATIONS

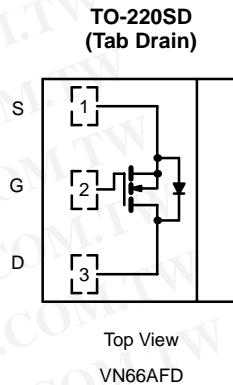
- Direct Logic-Level Interface: TTL/CMOS
- Drivers: Relays, Solenoids, Lamps, Hammers, Displays, Memories, Transistors, etc.
- Battery Operated Systems
- Solid-State Relays



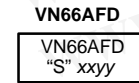
Device Marking  
Front View



"S" = Siliconix Logo  
xxyy = Date Code



Device Marking  
Front View



"S" = Siliconix Logo  
xxyy = Date Code

ABSOLUTE MAXIMUM RATINGS (T <sub>A</sub> = 25 °C UNLESS OTHERWISE NOTED)					
Parameter	Symbol	TN0601L	VN0606L	VN66AFD <sup>b</sup>	Unit
Drain-Source Voltage	V <sub>DS</sub>	60	60	60	V
Gate-Source Voltage	V <sub>GS</sub>	±20	±30	±30	
Continuous Drain Current (T <sub>J</sub> = 150 °C)	I <sub>D</sub>	T <sub>A</sub> = 25 °C	0.47	0.33	A
		T <sub>A</sub> = 100 °C	0.29	0.21	
Pulsed Drain Current <sup>a</sup>	I <sub>DM</sub>	1.5	1.6	3	W
Power Dissipation	P <sub>D</sub>	T <sub>A</sub> = 25 °C	0.8	15	
		T <sub>A</sub> = 100 °C	0.32	6	
Thermal Resistance, Junction-to-Ambient	R <sub>thJA</sub>	156	156		°C/W
Thermal Resistance, Junction-to-Case	R <sub>thJC</sub>			8.3	
Operating Junction and Storage Temperature Range	T <sub>J</sub> , T <sub>stg</sub>	-55 to 150			°C

Notes

- Pulse width limited by maximum junction temperature.
- Reference case for all temperature testing.



SPECIFICATIONS (T <sub>A</sub> = 25 °C UNLESS OTHERWISE NOTED)										
Parameter	Symbol	Test Conditions	Typ <sup>a</sup>	Limits						Unit
				TN0601L		VN0606L		VN66AFD		
				Min	Max	Min	Max	Min	Max	
<b>Static</b>										
Drain-Source Breakdown Voltage	V <sub>(BR)DSS</sub>	V <sub>GS</sub> = 0 V, I <sub>D</sub> = 10 μA	70	60		60		60		V
Gate-Threshold Voltage	V <sub>GS(th)</sub>	V <sub>DS</sub> = V <sub>GS</sub> , I <sub>D</sub> = 0.25 mA	1.6	0.5	2					
		V <sub>DS</sub> = V <sub>GS</sub> , I <sub>D</sub> = 1 mA	1.7			0.8	2	0.8	2.5	
Gate-Body Leakage	I <sub>GSS</sub>	V <sub>DS</sub> = 0 V, V <sub>GS</sub> = ±30 V					±100		±100	nA
		T <sub>C</sub> = 125 °C							±500	
Zero Gate Voltage Drain Current	I <sub>DSS</sub>	V <sub>DS</sub> = 0 V, V <sub>GS</sub> = ±20 V			±10					
		V <sub>DS</sub> = 60 V, V <sub>GS</sub> = 0 V					10			
		T <sub>J</sub> = 125 °C					500			
		V <sub>DS</sub> = 48 V, V <sub>GS</sub> = 0 V			1				1	μA
On-State Drain Current <sup>b</sup>	I <sub>D(on)</sub>	V <sub>DS</sub> = 10 V, V <sub>GS</sub> = 4.5 V	0.5	0.25						A
		V <sub>DS</sub> = 10 V, V <sub>GS</sub> = 10 V	2.4	1		1.5		1.5		
		T <sub>J</sub> = 125 °C								
Drain-Source On-Resistance <sup>b</sup>	r <sub>DS(on)</sub>	V <sub>GS</sub> = 3.5 V, I <sub>D</sub> = 0.04 A	4		5					
		V <sub>GS</sub> = 4.5 V, I <sub>D</sub> = 0.25 A	2		3					
		T <sub>J</sub> = 125 °C	3.8		6					
		V <sub>GS</sub> = 5 V, I <sub>D</sub> = 0.3 A	2.3						5	
		V <sub>GS</sub> = 10 V, I <sub>D</sub> = 0.5 A	1.2				3			
		T <sub>J</sub> = 125 °C	2.3				6			
Forward Transconductance <sup>b</sup>	g <sub>fs</sub>	V <sub>DS</sub> = 10 V, I <sub>D</sub> = 0.5 A	350	200		170		170		mS
		T <sub>C</sub> = 125 °C	2.5						6	
Common Source Output Conductance <sup>b</sup>	g <sub>os</sub>	V <sub>DS</sub> = 10 V, I <sub>D</sub> = 0.1 A	0.3							
<b>Dynamic</b>										
Input Capacitance	C <sub>iss</sub>	V <sub>DS</sub> = 25 V, V <sub>GS</sub> = 0 V, f = 1 MHz	35		60		50		50	pF
Output Capacitance	C <sub>oss</sub>		25		50		40		40	
Reverse Transfer Capacitance	C <sub>rss</sub>		6		10		10		10	
<b>Switching<sup>c</sup></b>										
Turn-On Time	t <sub>ON</sub>	V <sub>DD</sub> = 25 V, R <sub>L</sub> = 23 Ω I <sub>D</sub> ≅ 1 A, V <sub>GEN</sub> = 10 V R <sub>G</sub> = 25 Ω	8		15		10		15	ns
Turn-Off Time	t <sub>OFF</sub>		9		15		10		15	

- Notes  
 a. For DESIGN AID ONLY, not subject to production testing.  
 b. Pulse test: PW ≤ 300 μs duty cycle ≤ 2%.  
 c. Switching time is essentially independent of operating temperature.

VNDQ06

勝特力材料 886-3-5753170  
 勝特力电子(上海) 86-21-54151736  
 勝特力电子(深圳) 86-755-83298787  
[Http://www.100y.com.tw](http://www.100y.com.tw)

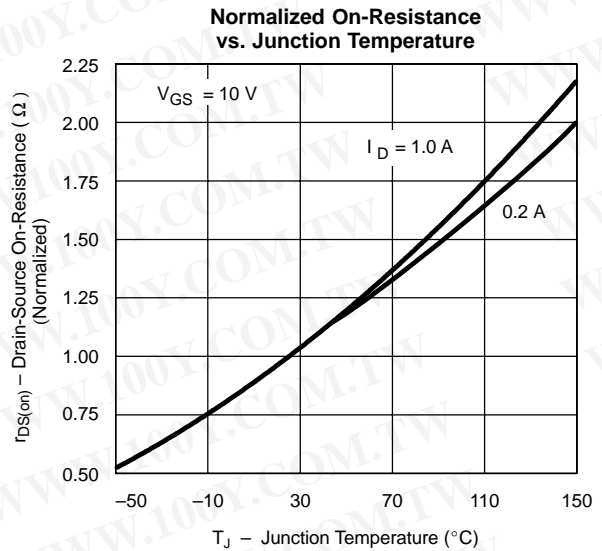
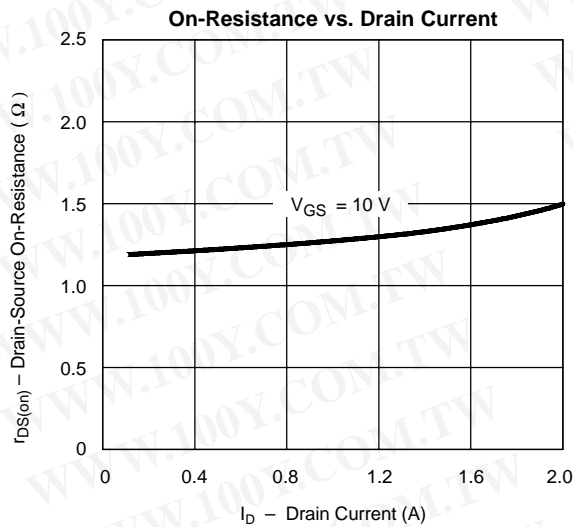
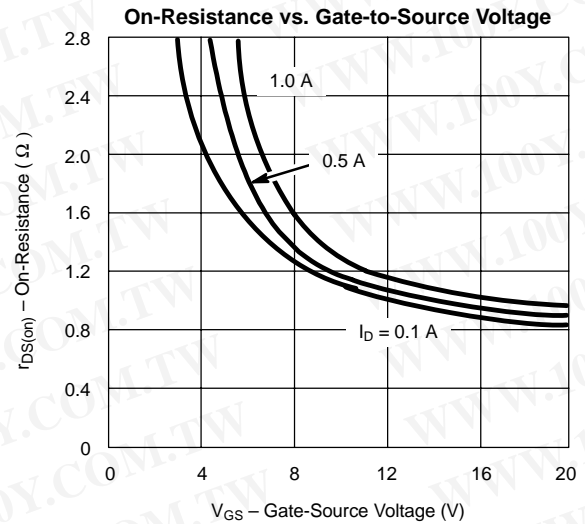
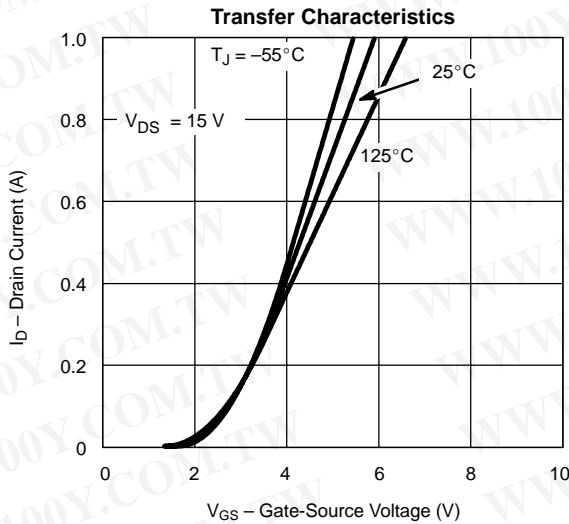
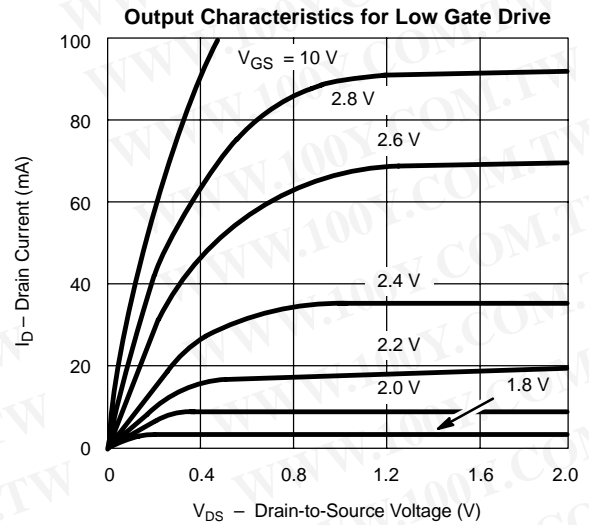
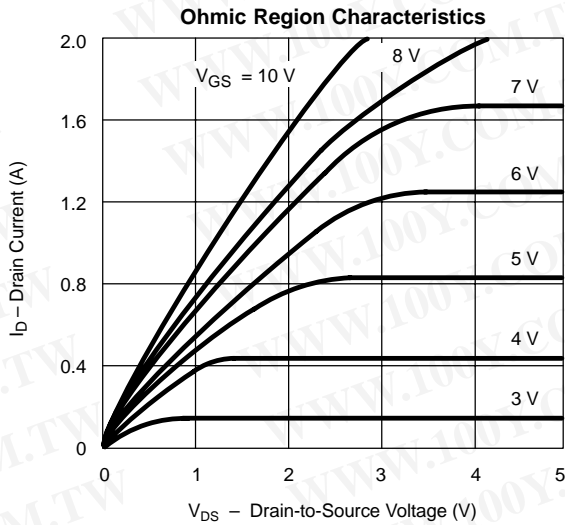


勝特力材料 886-3-5753170  
 勝特力电子(上海) 86-21-54151736  
 勝特力电子(深圳) 86-755-83298787  
[Http://www.100y.com.tw](http://www.100y.com.tw)

# TN0601L, VN0606L, VN66AFD

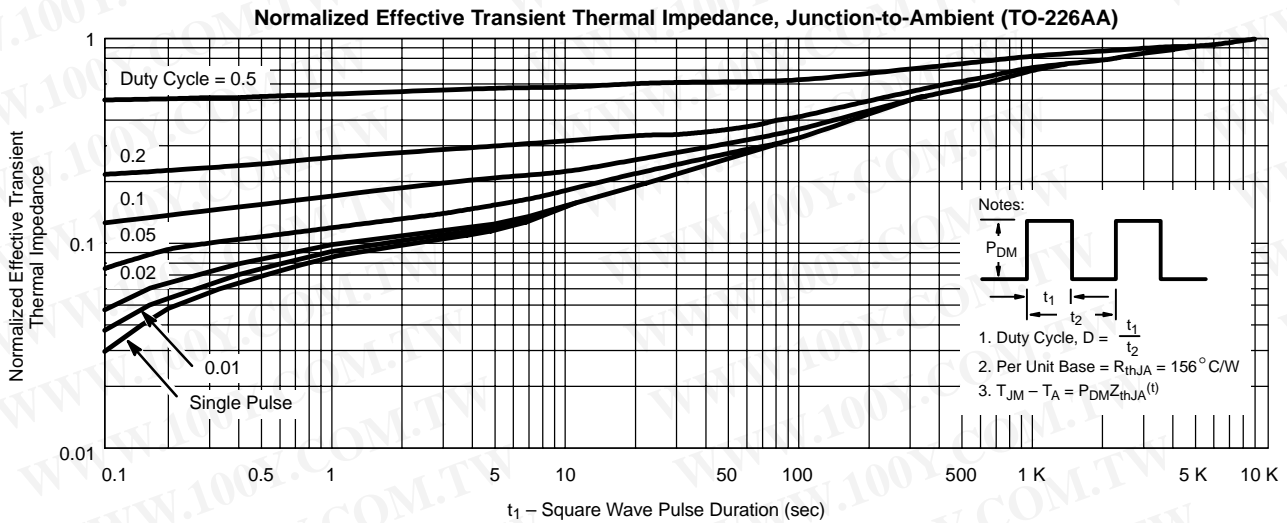
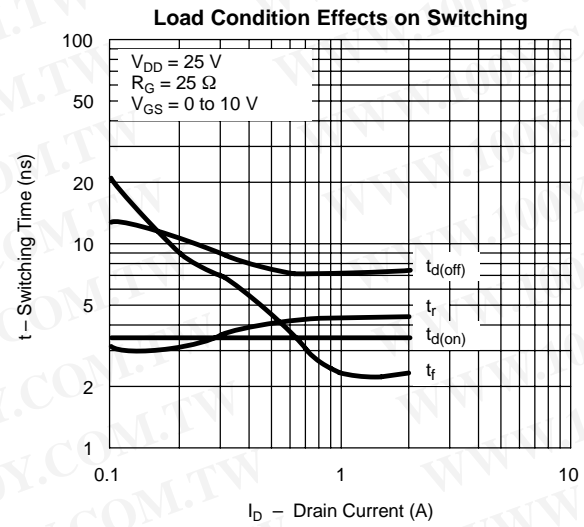
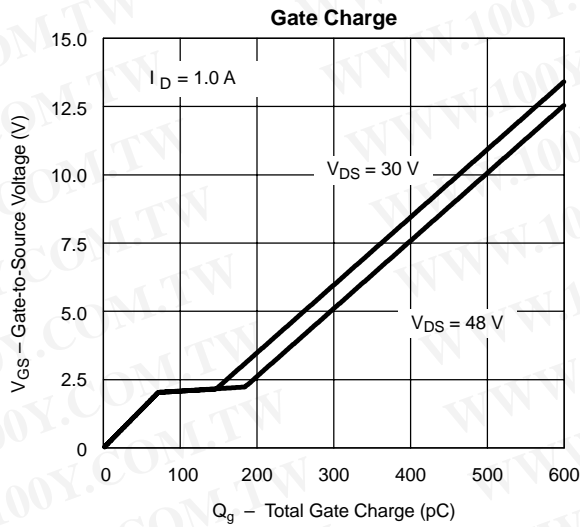
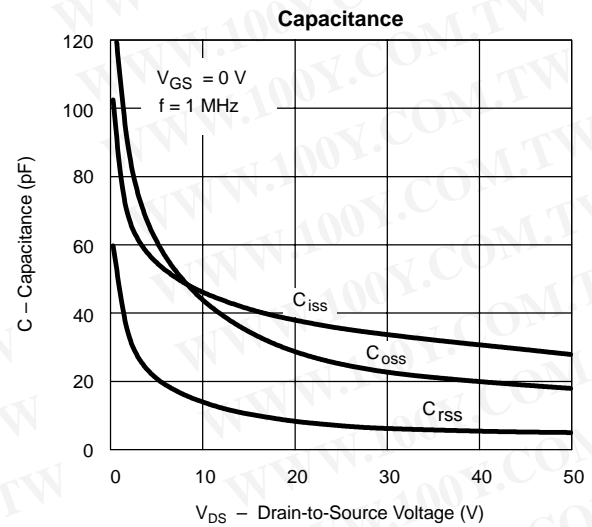
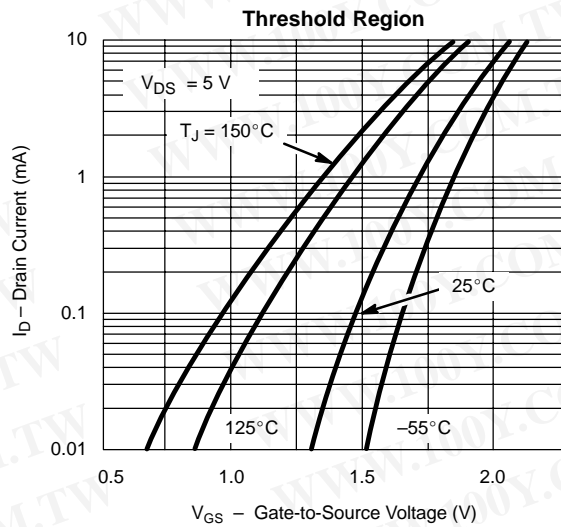
Vishay Siliconix

## TYPICAL CHARACTERISTICS ( $T_A = 25^\circ\text{C}$ UNLESS OTHERWISE NOTED)





### TYPICAL CHARACTERISTICS ( $T_A = 25^\circ\text{C}$ UNLESS OTHERWISE NOTED)





## Disclaimer

All product specifications and data are subject to change without notice.

Vishay Intertechnology, Inc., its affiliates, agents, and employees, and all persons acting on its or their behalf (collectively, "Vishay"), disclaim any and all liability for any errors, inaccuracies or incompleteness contained herein or in any other disclosure relating to any product.

Vishay disclaims any and all liability arising out of the use or application of any product described herein or of any information provided herein to the maximum extent permitted by law. The product specifications do not expand or otherwise modify Vishay's terms and conditions of purchase, including but not limited to the warranty expressed therein, which apply to these products.

No license, express or implied, by estoppel or otherwise, to any intellectual property rights is granted by this document or by any conduct of Vishay.

The products shown herein are not designed for use in medical, life-saving, or life-sustaining applications unless otherwise expressly indicated. Customers using or selling Vishay products not expressly indicated for use in such applications do so entirely at their own risk and agree to fully indemnify Vishay for any damages arising or resulting from such use or sale. Please contact authorized Vishay personnel to obtain written terms and conditions regarding products designed for such applications.

Product names and markings noted herein may be trademarks of their respective owners.

勝特力材料 886-3-5753170  
勝特力电子(上海) 86-21-54151736  
勝特力电子(深圳) 86-755-83298787  
[Http://www.100y.com.tw](http://www.100y.com.tw)