

SOT89 NPN SILICON PLANAR MEDIUM POWER HIGH VOLTAGE TRANSISTOR

FCX658A

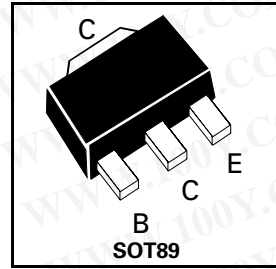
ISSUE 1 – NOVEMBER 2000

FEATURES

- * 400 Volt V_{CE0}
- * 0.5 Amp continuous current
- * $P_{tot}=1$ Watt
- * Optimised h_{fe} characterised upto 200mA

APPLICATIONS

- * Telephone dialler circuits
- * Hook switches for modems
- * Predrivers within HID lamp ballasts
- * (SLIC) Subscriber Line Interface Cards



Partmarking Detail - 65A

ABSOLUTE MAXIMUM RATINGS.

| PARAMETER | SYMBOL | VALUE | UNIT |
|--|----------------|-------------|------------|
| Collector-Base Voltage | V_{CBO} | 400 | V |
| Collector-Emitter Voltage | V_{CEO} | 400 | V |
| Emitter-Base Voltage | V_{EBO} | 5 | V |
| Peak Pulse Current | I_{CM} | 1 | A |
| Continuous Collector Current | I_C | 500 | mA |
| Power Dissipation at $T_{amb}=25^{\circ}C$ derate above $25^{\circ}C$ | P_{tot} | 1 5.7 | W mW/°C |
| Operating and Storage Temperature Range | $T_j; T_{stg}$ | -55 to +150 | °C |

勝特力材料 886-3-5753170
勝特力电子(上海) 86-21-34970699
勝特力电子(深圳) 86-755-83298787
[Http://www.100y.com.tw](http://www.100y.com.tw)

FCX658A

ELECTRICAL CHARACTERISTICS (at $T_{amb} = 25^{\circ}\text{C}$ unless otherwise stated).

| PARAMETER | SYMBOL | MIN. | TYP. | MAX. | UNIT | CONDITIONS. |
|---------------------------------------|-----------------------|-----------------------|-------------------------|-----------------------|-------------|---|
| Collector-Base Breakdown Voltage | $V_{(BR)CBO}$ | 400 | 480 | | V | $I_C = 100\mu\text{A}$ |
| Collector-Emitter Breakdown Voltage | $V_{(BR)CEO}$ | 400 | 465 | | V | $I_C = 10\text{mA}^*$ |
| Emitter-Base Breakdown Voltage | $V_{(BR)EBO}$ | 5 | 7.8 | | V | $I_E = 100\mu\text{A}$ |
| Collector Cut-Off Current | I_{CBO} | | | 100 | nA | $V_{CB} = 320\text{V}$ |
| Collector Cut-Off Current | I_{CES} | | | 100 | nA | $V_{CE} = 320\text{V}$ |
| Emitter Cut-Off Current | I_{EBO} | | | 100 | nA | $V_{EB} = 4\text{V}$ |
| Collector-Emitter Saturation Voltage | $V_{CE(sat)}$ | | | 0.165 0.125 0.2 | V V V | $I_C = 20\text{mA}, I_B = 1\text{mA}$ $I_C = 50\text{mA}, I_B = 5\text{mA}^*$ $I_C = 100\text{mA}, I_B = 10\text{mA}^*$ |
| Base-Emitter Saturation Voltage | $V_{BE(sat)}$ | | 0.75 | 0.85 | V | $I_C = 100\text{mA}, I_B = 10\text{mA}^*$ |
| Base-Emitter Turn On Voltage | $V_{BE(on)}$ | | 0.70 | 0.85 | V | $I_C = 100\text{mA}, V_{CE} = 5\text{V}^*$ |
| Static Forward Current Transfer Ratio | h_{FE} | 85 100 55 35 | 150 170 130 90 | | | $I_C = 1\text{mA}, V_{CE} = 5\text{V}^*$ $I_C = 10\text{mA}, V_{CE} = 10\text{V}^*$ $I_C = 100\text{mA}, V_{CE} = 5\text{V}^*$ $I_C = 200\text{mA}, V_{CE} = 10\text{V}^*$ |
| Transition Frequency | f_T | 50 | | | MHz | $I_C = 20\text{mA}, V_{CE} = 20\text{V}$ $f = 20\text{MHz}$ |
| Output Capacitance | C_{obo} | | | 10 | pF | $V_{CB} = 20\text{V}, f = 1\text{MHz}$ |
| Switching times | t_{on} t_{off} | | 130 3300 | | ns ns | $I_C = 100\text{mA}, V_C = 100\text{V}$ $I_{B1} = 10\text{mA}, I_{B2} = -20\text{mA}$ |

* Measured under pulsed conditions. Pulse width=300 μs . Duty cycle $\leq 2\%$

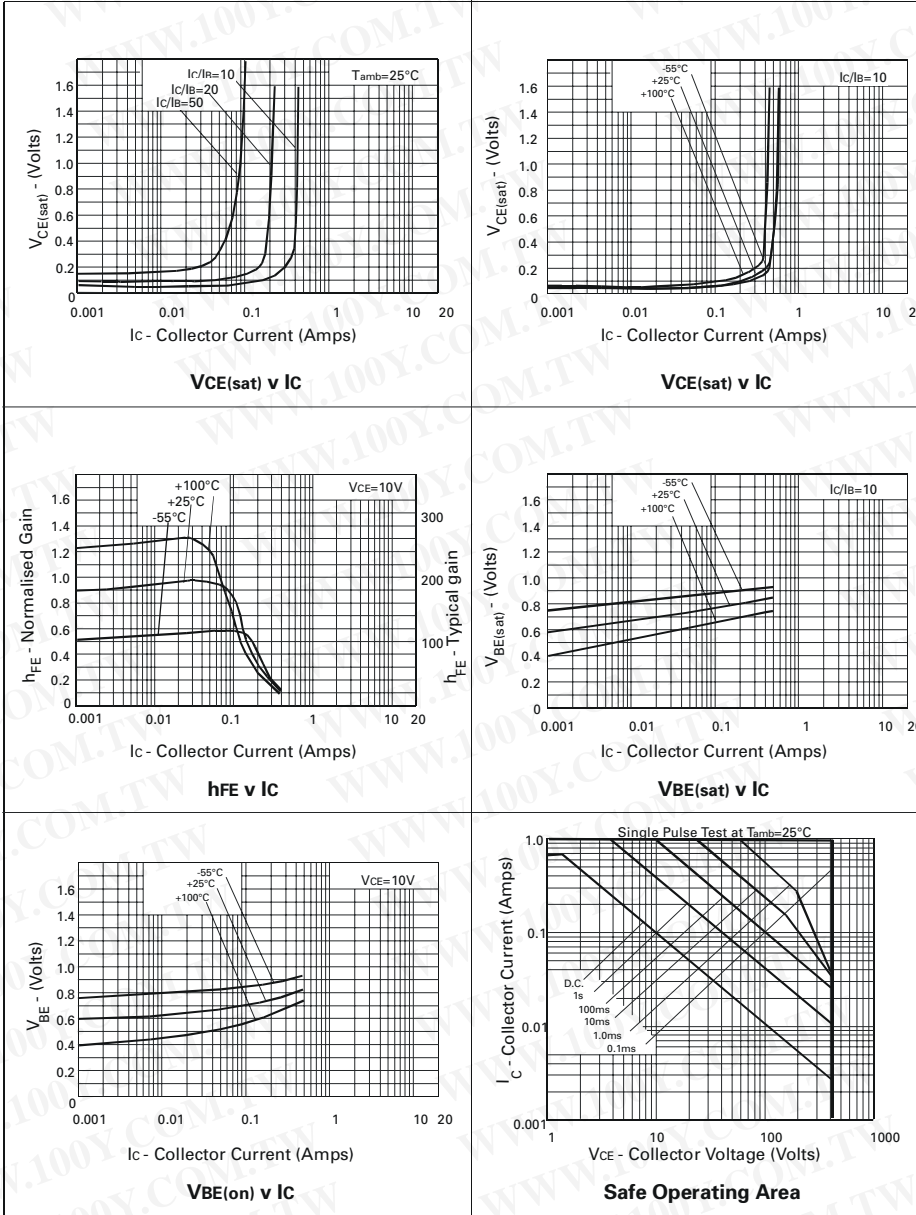
NB

For high voltage applications the appropriate industry sector PCB guidelines should be considered with regard to voltage spacing between conductors.

勝特力材料 866-3-5753170
 勝特力电子(上海) 86-21-34970699
 勝特力电子(深圳) 86-755-83298787
[Http://www.100y.com.tw](http://www.100y.com.tw)

FCX658A

TYPICAL CHARACTERISTICS

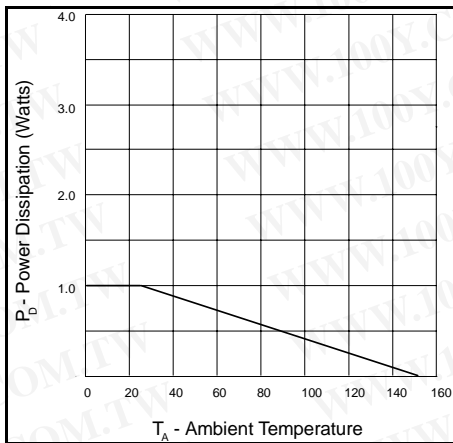


勝特力材料 886-3-5753170
 勝特力电子(上海) 86-21-34970699
 勝特力电子(深圳) 86-755-83298787
[Http://www.100y.com.tw](http://www.100y.com.tw)

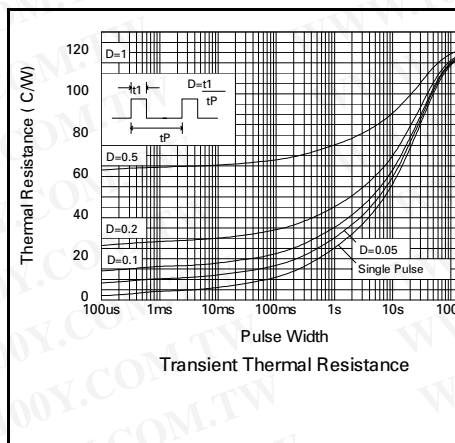
FCX658

THERMAL CHARACTERISTICS

| PARAMETER | SYMBOL | MAX. | UNIT |
|--|--------------------------------------|-----------|--------------|
| Thermal Resistance: Junction to Ambient ₁ Junction to Case | $R_{th(j-amb)1}$ $R_{th(j-case)}$ | 125 10 | °C/W °C/W |



SOT89 (1W) Derating



Transient thermal resistance for a Zetex 1W SOT89 device mounted on a 15 mm x 15 mm ceramic substrate

勝特力材料 886-3-5753170
 勝特力电子(上海) 86-21-34970699
 勝特力电子(深圳) 86-755-83298787
[Http://www.100y.com.tw](http://www.100y.com.tw)



Zetex plc.
 Fields New Road, Chadderton, Oldham, OL9-8NP, United Kingdom.
 Telephone: (44)161 622 4422 (Sales), (44)161 622 4444 (General Enquiries)
 Fax: (44)161 622 4420

Zetex GmbH
 Streitfeldstraße 19
 D-81673 München
 Germany
 Telefon: (49) 89 45 49 49 0
 Fax: (49) 89 45 49 49 49

Zetex Inc.
 47 Mall Drive, Unit 4
 Commack NY 11725
 USA
 Telephone: (631) 543-7100
 Fax: (631) 864-7630

Zetex (Asia) Ltd.
 3701-04 Metroplaza, Tower 1
 Hing Fong Road,
 Kwai Fong, Hong Kong
 Telephone: (852) 26100 611
 Fax: (852) 24250 494

These are supported by
 agents and distributors in
 major countries world-wide
 © Zetex plc 2000

Internet: <http://www.zetex.com>

This publication is issued to provide outline information only which (unless agreed by the Company in writing) may not be used, applied or reproduced for any purpose or form part of any order or contract or be regarded as a representation relating to the products or services concerned. The Company reserves the right to alter without notice the specification, design, price or conditions of supply of any product or service.