

勝特力材料 886-3-5753170
 勝特力电子(上海) 86-21-34970699
 勝特力电子(深圳) 86-755-83298787
[Http://www.100y.com.tw](http://www.100y.com.tw)

ZX5T3Z

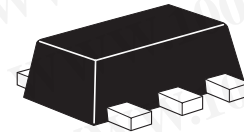
40V PNP HIGH GAIN LOW SATURATION MEDIUM POWER TRANSISTOR IN SOT89

SUMMARY

$BV_{CEO} = -40V$; $R_{SAT} = 29m\Omega$; $I_C = -5.5A$

DESCRIPTION

Packaged in the SOT89 outline this new 5th generation low saturation 40V PNP transistor offers low on state losses making it ideal for use in DC-DC circuits, line switching and particularly charging circuits.



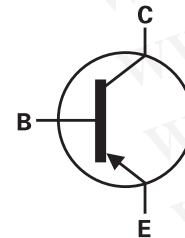
SOT89

FEATURES

- Extremely low equivalent on-resistance
- 5.5 amps continuous current
- Up to 15 amps peak current
- Very low saturation voltages < -60mV @ -1A

APPLICATIONS

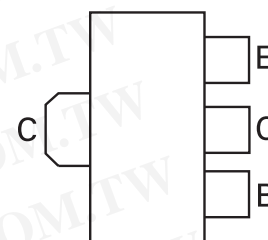
- Charging circuits
- DC - DC converters
- MOSFET gate drivers
- Power switches
- Motor control



ORDERING INFORMATION

DEVICE	REEL SIZE	TAPE WIDTH	QUANTITY PER REEL
ZX5T3ZTA	7"	12mm	1000 units

PINOUT



TOP VIEW

DEVICE MARKING

- 53Z

ISSUE 1 - OCTOBER 2003

ZX5T3Z

勝特力材料 886-3-5753170
勝特力电子(上海) 86-21-34970699
勝特力电子(深圳) 86-755-83298787
[Http://www.100y.com.tw](http://www.100y.com.tw)

ABSOLUTE MAXIMUM RATINGS

PARAMETER	SYMBOL	LIMIT	UNIT
Collector-base voltage	BV_{CBO}	-50	V
Collector-base voltage	BV_{CBS}	-50	V
Collector-emitter voltage	BV_{CEO}	-40	V
Emitter-base voltage	BV_{EBO}	-7.5	V
Continuous collector current ^(b)	I_C	-5.5	A
Peak pulse current	I_{CM}	-15	A
Power dissipation at $T_A = 25^\circ\text{C}$ ^(a)	P_D	0.9	W
Linear derating factor		7.2	mW/°C
Power dissipation at $T_A = 25^\circ\text{C}$ ^(b)	P_D	1.5	W
Linear derating factor		12	mW/°C
Power dissipation at $T_A = 25^\circ\text{C}$ ^(c)	P_D	2.1	W
Linear derating factor		16.8	mW/°C
Power dissipation at $T_A = 25^\circ\text{C}$ ^(d)	P_D	3	W
Linear derating factor		24	mW/°C
Operating and storage temperature range	T_j, T_{stg}	-55 to 150	°C

THERMAL RESISTANCE

PARAMETER	SYMBOL	VALUE	UNIT
Junction to ambient ^(a)	$R_{\theta JA}$	139	°C/W
Junction to ambient ^(b)	$R_{\theta JA}$	83	°C/W
Junction to ambient ^(c)	$R_{\theta JA}$	60	°C/W
Junction to ambient ^(d)	$R_{\theta JA}$	42	°C/W

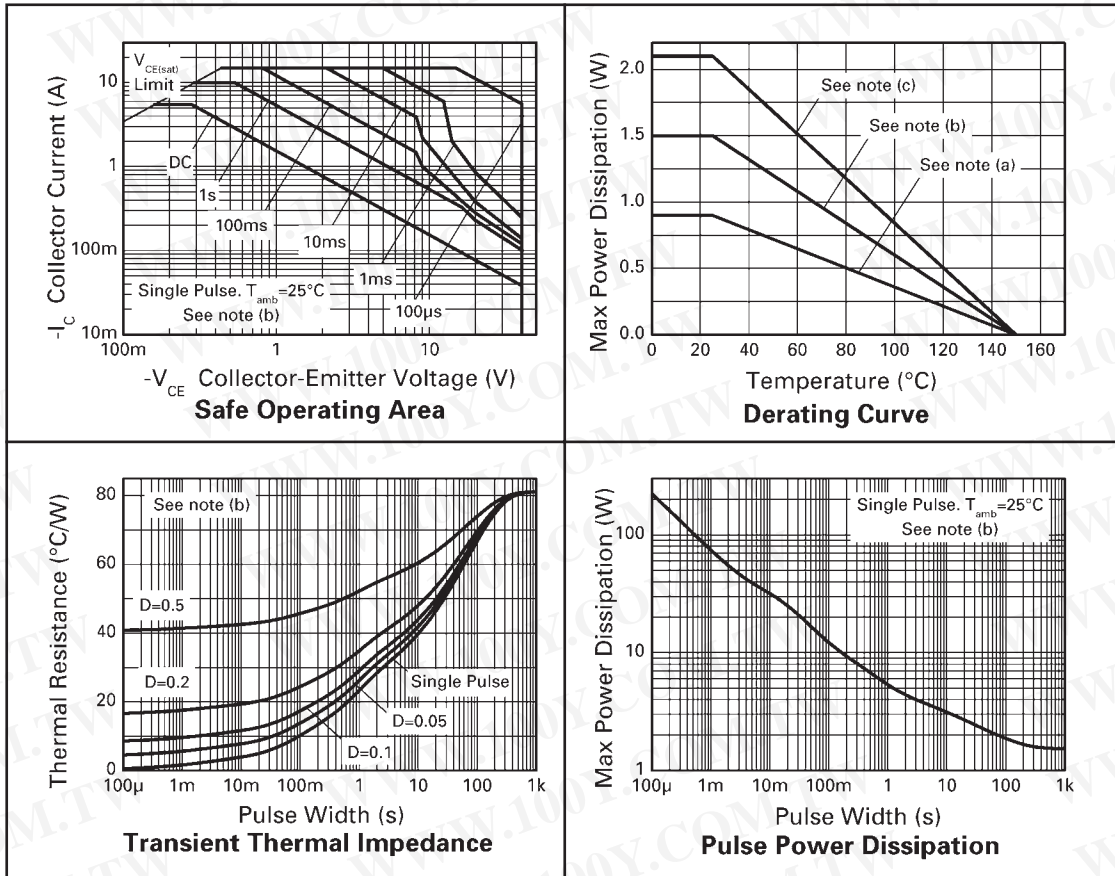
NOTES

- (a) For a device surface mounted on 15mm x 15mm x 1.6mm FR4 PCB with high coverage of single sided 1oz copper, in still air conditions.
(b) For a device surface mounted on 25mm x 25mm x 1.6mm FR4 PCB with high coverage of single sided 1oz copper, in still air conditions.
(c) For a device surface mounted on 50mm x 50mm x 1.6mm FR4 PCB with high coverage of single sided 1oz copper, in still air conditions.
(d) For a device surface mounted on 25mm x 25mm x 1.6mm FR4 PCB measured at $t < 5$ secs.

ISSUE 1 - OCTOBER 2003

ZX5T3Z

CHARACTERISTICS



勝特力材料 886-3-5753170
 勝特力电子(上海) 86-21-34970699
 勝特力电子(深圳) 86-755-83298787
[Http://www.100y.com.tw](http://www.100y.com.tw)

勝特力材料 886-3-5753170
 勝特力电子(上海) 86-21-34970699
 勝特力电子(深圳) 86-755-83298787
[Http://www.100y.com.tw](http://www.100y.com.tw)

ZX5T3Z

ELECTRICAL CHARACTERISTICS (at $T_{amb} = 25^{\circ}\text{C}$ unless otherwise stated)

PARAMETER	SYMBOL	MIN.	TYP.	MAX.	UNIT	CONDITIONS
Collector-base breakdown voltage	BV_{CBO}	-50	-90		V	$I_C = -100\mu\text{A}$
Collector-emitter breakdown voltage	BV_{CES}	-50	-90		V	$I_C = -100\mu\text{A}$
Collector-emitter breakdown voltage	BV_{CEO}	-40	-58		V	$I_C = -10\text{mA}^*$
Emitter-base breakdown voltage	BV_{EBO}	-7.5	-8.3		V	$I_E = -100\mu\text{A}$
Collector cut-off current	I_{CBO}		<1	-20	nA	$V_{CB} = -40\text{V}$
Collector cut-off current	I_{CES}		<1	-20	nA	$V_{CB} = -32\text{V}$
Emitter cut-off current	I_{EBO}		<1	-20	nA	$V_{EB} = -6\text{V}$
Collector-emitter saturation voltage	$V_{CE(SAT)}$		-15	-30	mV	$I_C = -0.1\text{A}, I_B = -10\text{mA}^*$
			-44	-60	mV	$I_C = -1\text{A}, I_B = -100\text{mA}^*$
			-50	-70	mV	$I_C = -1\text{A}, I_B = -50\text{mA}^*$
			-120	-165	mV	$I_C = -1\text{A}, I_B = -10\text{mA}^*$
			-70	-80	mV	$I_C = -2\text{A}, I_B = -200\text{mA}^*$
			-125	-175	mV	$I_C = -2\text{A}, I_B = -40\text{mA}^*$
			-130	-175	mV	$I_C = -3.5\text{A}, I_B = -175\text{mA}^*$
	-162	-185	mV	$I_C = -5.5\text{A}, I_B = -550\text{mA}^*$		
Base-emitter saturation voltage	$V_{BE(SAT)}$		-820	-900	mV	$I_C = -2\text{A}, I_B = -40\text{mA}^*$
			-1000	-1075	mV	$I_C = -5.5\text{A}, I_B = -550\text{mA}^*$
Base-emitter turn-on voltage	$V_{BE(ON)}$		-778	-850	mV	$I_C = -2\text{A}, V_{CE} = -2\text{V}^*$
			-869	-950	mV	$I_C = -5.5\text{A}, V_{CE} = -2\text{V}^*$
Static forward current transfer ratio	H_{FE}	200	390			$I_C = -10\text{mA}, V_{CE} = -2\text{V}^*$
		200	350	550		$I_C = -0.5\text{A}, V_{CE} = -2\text{V}^*$
		170	290			$I_C = -2\text{A}, V_{CE} = -2\text{V}^*$
		110	175			$I_C = -5.5\text{A}, V_{CE} = -2\text{V}^*$
Transition frequency	f_T		152		MHz	$I_C = -50\text{mA}, V_{CE} = -10\text{V}$ $f = 100\text{MHz}$
Output capacitance	C_{OBO}		53		pF	$V_{CB} = -10\text{V}, f = 1\text{MHz}^*$
Switching times	t_d t_r t_s t_r		18		ns	$I_C = -1\text{A}, V_{CC} = -10\text{V},$ $I_{B1} = I_{B2} = -100\text{mA}$
			17			
			325			
			60			
Switching times	t_d t_r t_s t_r		55		ns	$I_C = -2\text{A}, V_{CC} = -30\text{V},$ $I_{B1} = I_{B2} = -20\text{mA}$
			107			
			264			
			103			

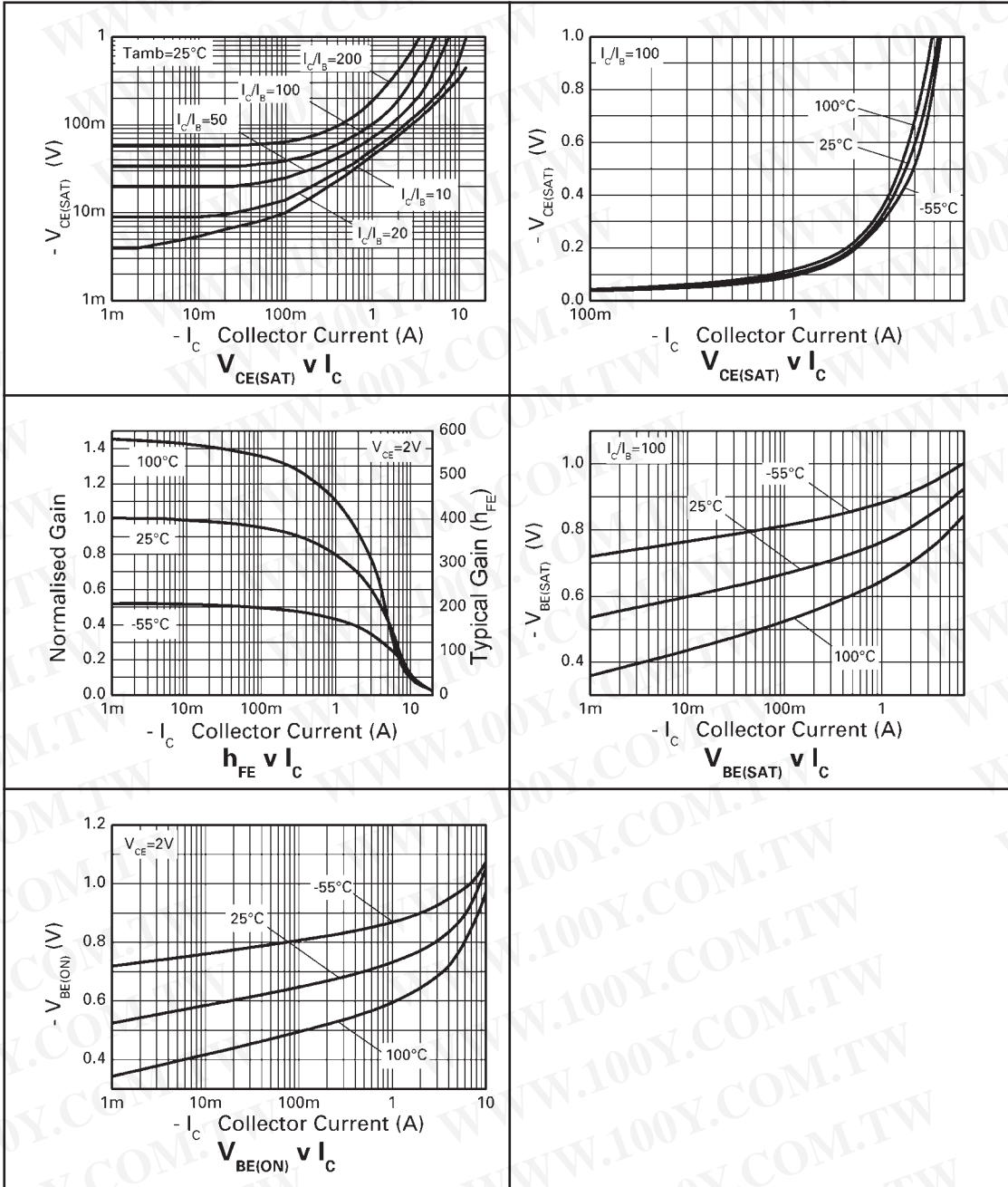
* Measured under pulsed conditions. Pulse width $\leq 300\mu\text{s}$; duty cycle $\leq 2\%$.

ISSUE 1 - OCTOBER 2003

勝特力材料 886-3-5753170
 勝特力电子(上海) 86-21-34970699
 勝特力电子(深圳) 86-755-83298787
[Http://www.100y.com.tw](http://www.100y.com.tw)

ZX5T3Z

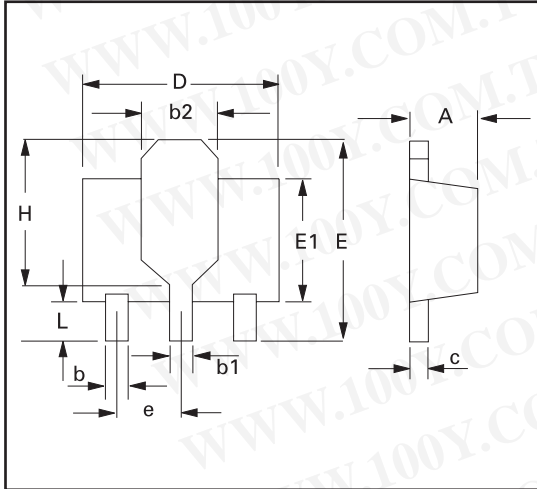
TYPICAL CHARACTERISTICS



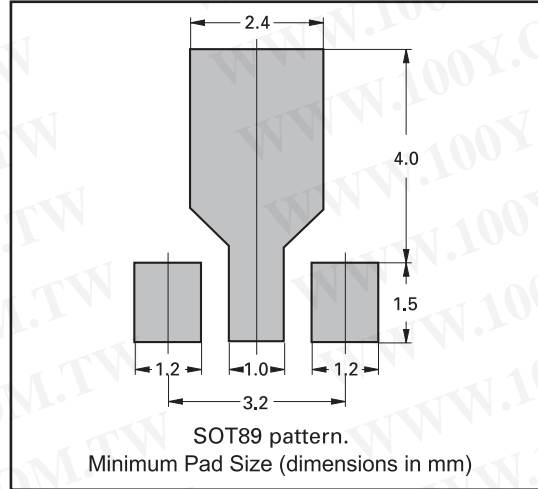
勝特力材料 886-3-5753170
 勝特力电子(上海) 86-21-34970699
 勝特力电子(深圳) 86-755-83298787
[Http://www.100y.com.tw](http://www.100y.com.tw)

ZX5T3Z

PACKAGE OUTLINE



PAD LAYOUT DETAILS



Controlling dimensions are in millimeters. Approximate conversions are given in inches

PACKAGE DIMENSIONS

DIM	Millimeters		Inches		DIM	Millimeters		Inches	
	Min	Max	Min	Max		Min	Max	Min	Max
A	1.40	1.60	0.550	0.630	e	1.40	1.50	0.055	0.059
b	0.38	0.48	0.015	0.019	E	3.75	4.25	0.150	0.167
b1	-	0.53	-	0.021	E1	-	2.60	-	0.102
b2	1.50	1.80	0.060	0.071	G	2.90	3.00	0.114	0.118
c	0.28	0.44	0.011	0.017	H	2.60	2.85	0.102	0.112
D	4.40	4.60	0.173	0.181	-	-	-	-	-

© Zetex plc 2003

Europe

Zetex plc
 Fields New Road
 Chadderton
 Oldham, OL9 8NP
 United Kingdom
 Telephone: (44) 161 622 4444
 Fax: (44) 161 622 4446
hq@zetex.com

Zetex GmbH
 Streifeldstraße 19
 D-81673 München
 Germany
 Telefon: (49) 89 45 49 49 0
 Fax: (49) 89 45 49 49 49
europe.sales@zetex.com

Americas

Zetex Inc
 700 Veterans Memorial Hwy
 Hauppauge, NY 11788
 USA
 Telephone: (1) 631 360 2222
 Fax: (1) 631 360 8222
usa.sales@zetex.com

Asia Pacific

Zetex (Asia) Ltd
 3701-04 Metroplaza Tower 1
 Hing Fong Road
 Kwai Fong
 Hong Kong
 Telephone: (852) 26100 611
 Fax: (852) 24250 494
asia.sales@zetex.com

These offices are supported by agents and distributors in major countries world-wide.

This publication is issued to provide outline information only which (unless agreed by the Company in writing) may not be used, applied or reproduced for any purpose or form part of any order or contract or be regarded as a representation relating to the products or services concerned. The Company reserves the right to alter without notice the specification, design, price or conditions of supply of any product or service.

For the latest product information, log on to www.zetex.com



ISSUE 1 - OCTOBER 2003