

ZXTP2025F

50V, SOT23, PNP medium power transistor

Summary

$V_{(BR)CEO} > -50V$

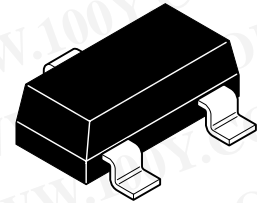
$I_{C(cont)} = -5A$

$R_{CE(sat)} = 30m\Omega$ typical

$V_{CE(sat)} < -60mV @ -1A$

$P_D = 1.2W$

Complementary part number: ZXTN2031F



Description

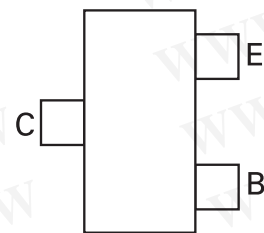
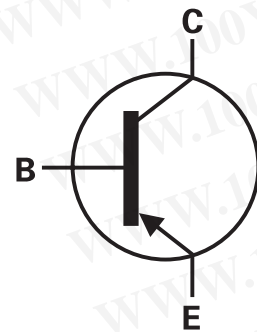
Advanced process capability and package design have been used to maximize the power handling and performance of this small outline transistor. The compact size and ratings of this device make it ideally suited to applications where space is at a premium.

Features

- Higher power dissipation SOT23 package
- High peak current
- Low saturation voltage
- High gain
- 50V forward blocking voltage

Applications

- MOSFET and IGBT gate driving
- Motor drive
- Relay, lamp and solenoid drive
- High side switches
- DC-DC converters



Pinout - top view

Ordering information

Device	Reel size (inches)	Tape width (mm)	Quantity per reel
ZXTP2025FTA	7	8	3,000

Device marking

312

勝特力材料 886-3-5753170
 勝特力电子(上海) 86-21-34970699
 勝特力电子(深圳) 86-755-83298787
[Http://www.100y.com.tw](http://www.100y.com.tw)

ZXTP2025F

Absolute maximum ratings

Parameter	Symbol	Limit	Unit
Collector-base voltage	V_{CBO}	-50	V
Collector-emitter voltage	V_{CEO}	-50	V
Emitter-base voltage	V_{EBO}	-7.0	V
Peak pulse current	I_{CM}	-10	A
Continuous collector current ^(c)	I_C	-5	A
Base current	I_B	-1.2	A
Power dissipation @ $T_A=25^\circ\text{C}$ ^(a)	P_D	1.0	W
Linear derating factor		8.0	mW/°C
Power dissipation @ $T_A=25^\circ\text{C}$ ^(b)	P_D	1.2	W
Linear derating factor		9.6	mW/°C
Power dissipation @ $T_A=25^\circ\text{C}$ ^(c)	P_D	1.56	W
Linear derating factor		12.5	mW/°C
Operating and storage temperature	$T_j; T_{stg}$	-55 to +150	°C

Thermal resistance

Parameter	Symbol	Value	Unit
Junction to ambient ^(a)	$R\theta_{JA}$	125	°C/W
Junction to ambient ^(b)	$R\theta_{JA}$	104	°C/W
Junction to ambient ^(c)	$R\theta_{JA}$	80	°C/W

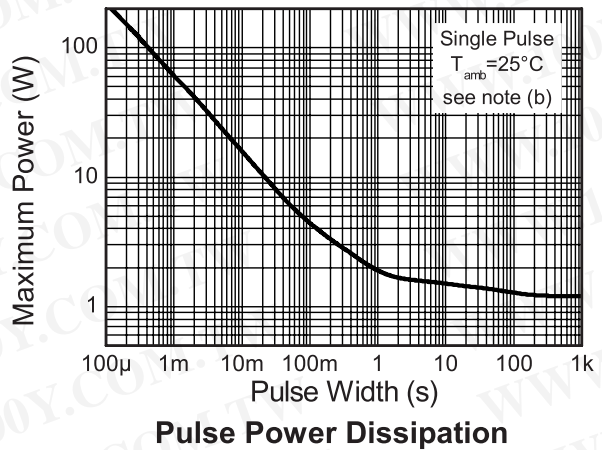
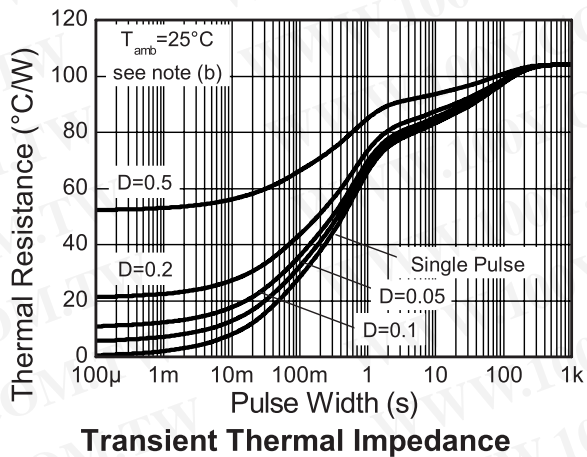
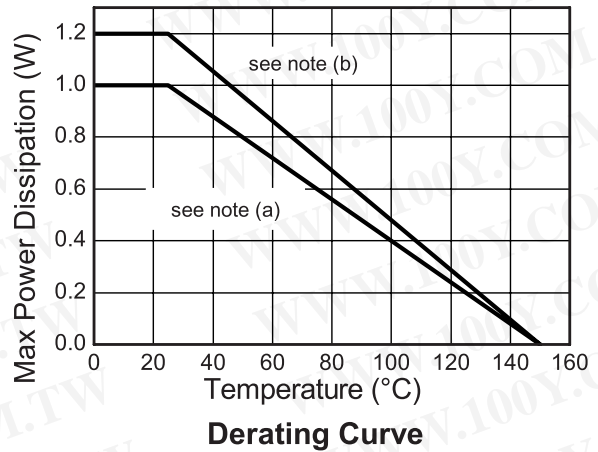
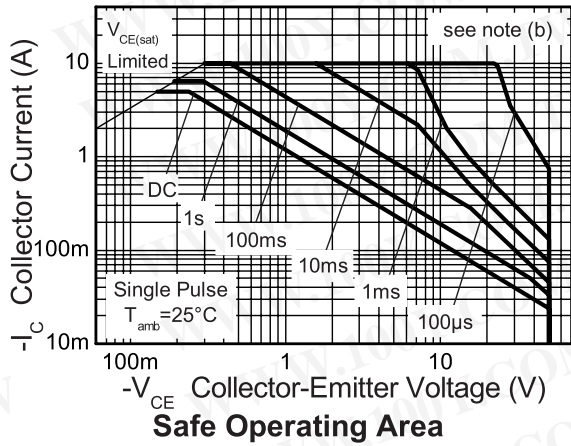
NOTES:

- (a) Mounted on 18mm x 18mm x 1.6mm FR4 PCB with a very high coverage of 2 oz weight copper in still air conditions.
 (b) Mounted on 30mm x 30mm x 1.6mm FR4 PCB with a very high coverage of 2 oz weight copper in still air conditions.
 (c) As (b) above measured at $t < 5$ secs.

勝特力材料 886-8-5753170
 勝特力电子(上海) 86-21-34970699
 勝特力电子(深圳) 86-755-83298787
[Http://www.100y.com.tw](http://www.100y.com.tw)

ZXTP2025F

Characteristics



Electrical characteristics (at $T_{amb} = 25^{\circ}\text{C}$ unless otherwise stated)

Parameter	Symbol	Min.	Typ.	Max.	Unit	Conditions
Collector-base breakdown voltage	$V_{(BR)CBO}$	-50	100		V	$I_C = -100\mu\text{A}$
Collector-emitter breakdown voltage	$V_{(BR)CEO}$	-50	70		V	$I_C = -10\text{mA}^{(a)}$
Emitter-base breakdown voltage	$V_{(BR)EBO}$	-7.0	8.5		V	$I_E = -100\mu\text{A}$
Collector-emitter cut-off current	I_{CEV}			-20	nA	$V_{CE} = -40\text{V}$, $V_{BE} = 1\text{V}$
Collector-base cut-off current	I_{CBO}			-20	nA	$V_{CB} = -40\text{V}$
Emitter-base cut-off current	I_{EBO}			-10	nA	$V_{EB} = -6\text{V}$
Static forward current transfer ratio	H_{FE}	180 200 70 12	380 350 120 30	560		$I_C = -10\text{mA}$, $V_{CE} = -2\text{V}^{(a)}$ $I_C = -500\text{mA}$, $V_{CE} = -2\text{V}^{(a)}$ $I_C = -5\text{A}$, $V_{CE} = -2\text{V}^{(a)}$ $I_C = -10\text{A}$, $V_{CE} = -2\text{V}^{(a)}$
Collector-emitter saturation voltage	$V_{CE(sat)}$		-11 -40 -150 -150	-20 -60 -230 -200	mV mV mV mV	$I_C = -100\text{mA}$, $I_B = -10\text{mA}^{(a)}$ $I_C = -1\text{A}$, $I_B = -100\text{mA}^{(a)}$ $I_C = -2\text{A}$, $I_B = -40\text{mA}^{(a)}$ $I_C = -5\text{A}$, $I_B = -500\text{mA}^{(a)}$
Base-emitter saturation voltage	$V_{BE(sat)}$		-0.81 -0.95	-0.88 -1.05	V V	$I_C = -2\text{A}$, $I_B = -40\text{mA}^{(a)}$ $I_C = -5\text{A}$, $I_B = -500\text{mA}^{(a)}$
Base-emitter turn-on voltage	$V_{BE(on)}$		-0.82	-0.92	V	$I_C = -5\text{A}$, $V_{CE} = -2\text{V}^{(a)}$
Transition frequency	f_T		190		MHz	$I_C = -500\text{mA}$, $V_{CE} = -10\text{V}$, $f = 50\text{MHz}$
Output capacitance	C_{obo}		42		pF	$V_{CB} = -10\text{V}$, $f = 1\text{MHz}$
Delay time	$t_{(d)}$		14		ns	$V_{CC} = -12\text{V}$, $I_C = -2.5\text{A}$, $I_{B1} = I_{B2} = -125\text{mA}$
Rise time	$t_{(r)}$		23		ns	
Storage time	$t_{(stg)}$		240		ns	
Fall time	$t_{(f)}$		30		ns	

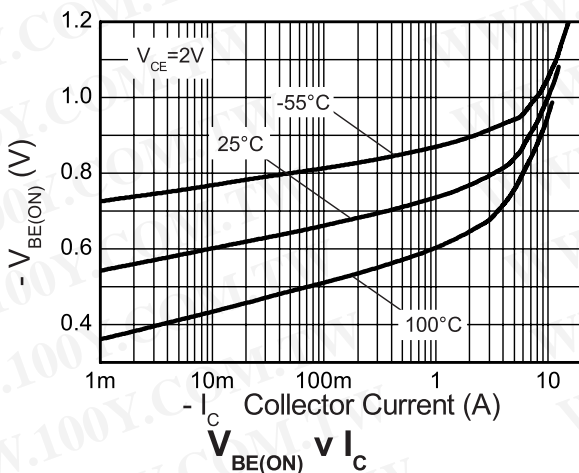
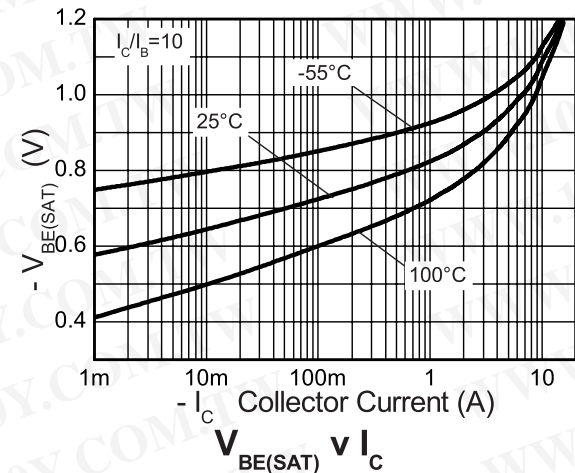
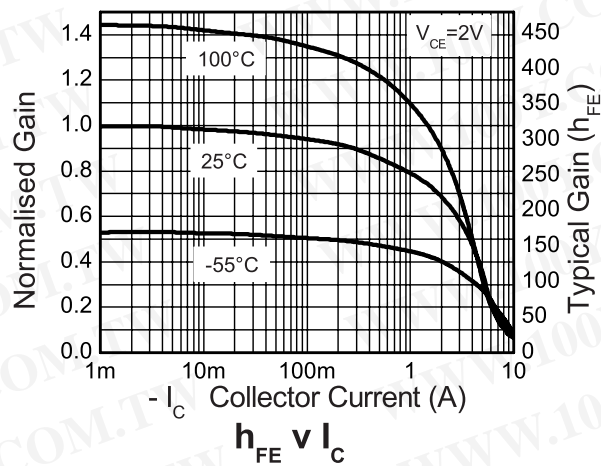
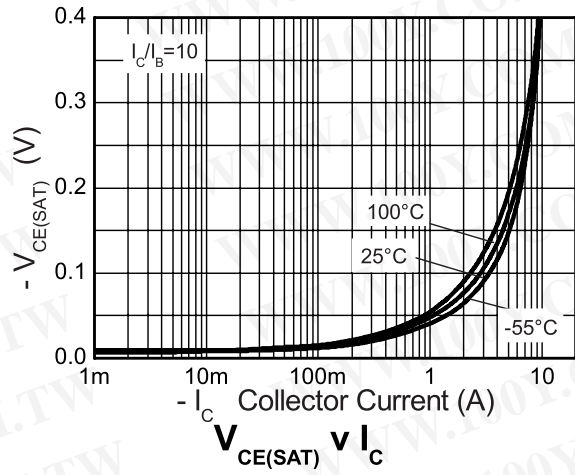
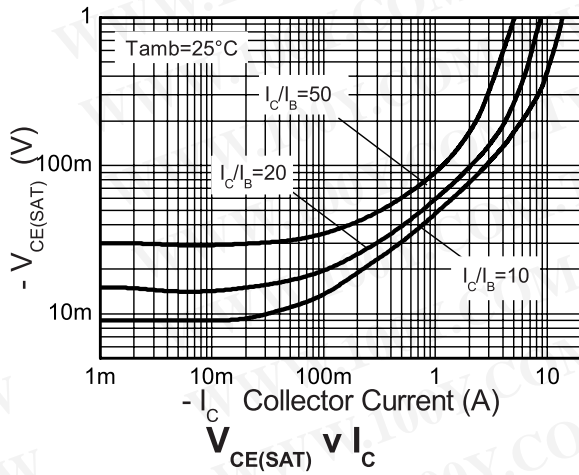
NOTES:

(a) Measured under pulsed conditions. Pulse width=300 μs . Duty cycle $\leq 2\%$.

勝特力材料 886-3-5753170
 勝特力电子(上海) 86-21-34970699
 勝特力电子(深圳) 86-755-83298787
[Http://www.100y.com.tw](http://www.100y.com.tw)

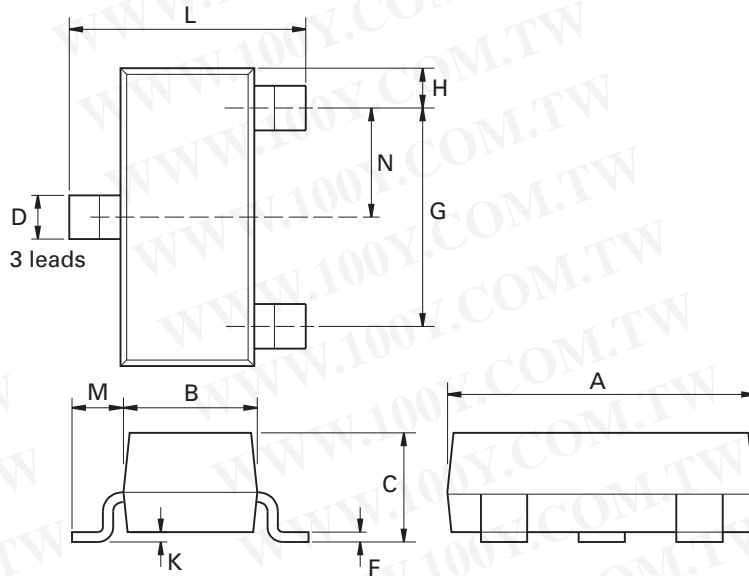
ZXTP2025F

Typical characteristics



ZXTP2025F

Packaging details - SOT23



勝特力材料 886-3-5753170
 勝特力电子(上海) 86-21-34970699
 勝特力电子(深圳) 86-755-83298787
[Http://www.100y.com.tw](http://www.100y.com.tw)

Dim.	Millimeters		Inches		Dim.	Millimeters		Inches	
	Min.	Max.	Min.	Max.		Min.	Max.	Max.	Max.
A	2.67	3.05	0.105	0.120	H	0.33	0.51	0.013	0.020
B	1.20	1.40	0.047	0.055	K	0.01	0.10	0.0004	0.004
C	-	1.10	-	0.043	L	2.10	2.50	0.083	0.0985
D	0.37	0.53	0.015	0.021	M	0.45	0.64	0.018	0.025
F	0.085	0.15	0.0034	0.0059	N	0.95 NOM		0.0375 NOM	
G	1.90 NOM		0.075 NOM		-	-	-	-	-

Note: Controlling dimensions are in millimeters. Approximate dimensions are provided in inches

Europe

Zetex GmbH
 Streitfeldstraße 19
 D-81673 München
 Germany

Telefon: (49) 89 45 49 49 0
 Fax: (49) 89 45 49 49 49
europe.sales@zetex.com

Americas

Zetex Inc
 700 Veterans Memorial Highway
 Hauppauge, NY 11788
 USA

Telephone: (1) 631 360 2222
 Fax: (1) 631 360 8222
usa.sales@zetex.com

Asia Pacific

Zetex (Asia Ltd)
 3701-04 Metroplaza Tower 1
 Hing Fong Road, Kwai Fong
 Hong Kong

Telephone: (852) 26100 611
 Fax: (852) 24250 494
asia.sales@zetex.com

Corporate Headquarters

Zetex Semiconductors plc
 Zetex Technology Park, Chadderton
 Oldham, OL9 9LL
 United Kingdom

Telephone: (44) 161 622 4444
 Fax: (44) 161 622 4446
hq@zetex.com

For international sales offices visit www.zetex.com/offices

Zetex products are distributed worldwide. For details, see www.zetex.com/salesnetwork

This publication is issued to provide outline information only which (unless agreed by the company in writing) may not be used, applied or reproduced for any purpose or form part of any order or contact or be regarded as a representation relating to the products or services concerned. The company reserves the right to alter without notice the specification, design, price or conditions of supply of any product or service.