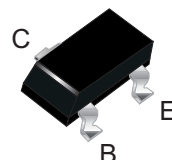


FEATURES

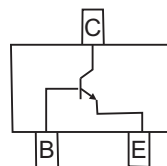
- Epoxy meets UL-94 V-0 flammability rating
- Complementary to MMBT5401
- Power dissipation of 300mW
- High stability and high Reliability

SOT-23



MECHANICAL DATA

- Case: SOT-23(TO-236)
- Terminals: Plated solderable per MIL-STD-750, method 2026
- Mounting Position: Any
- Marking: G1



MAXIMUM RATINGS($T_A=25^{\circ}\text{C}$ Unless otherwise specified)

Parameter	Symbol	Unit	Value
Collector-Emitter Voltage	V_{CEO}	V	160
Collector-Base Voltage	V_{CBO}	V	180
Emitter-Base Voltage	V_{EBO}	V	6
Collector Current-Continuous	I_C	mA	600
Collector Power Dissipation	P_D	mW	300
Operation Junction temperature	T_J	$^{\circ}\text{C}$	-55 to +150
Storage Temperature	T_{STG}	$^{\circ}\text{C}$	-55 to +150

勝特力電材超市-龍山店 886-3-5773766
 勝特力電材超市-光復店 886-3-5729570
 勝特力電子(上海) 86-21-34970699
 勝特力電子(深圳) 86-755-83298787
<http://www.100y.com.tw>

MMBT5551

ELECTRICAL CHARACTERISTICS($T_A=25^{\circ}\text{C}$ Unless otherwise specified)

Parameter	Symbol	Unit	Conditions	Min	Max
Collector-Emitter Breakdown Voltage	$V_{(BR)CEO}$	V	$I_C=1.0\text{mA}, I_B=0$	160	---
Collector-Base Breakdown Voltage	$V_{(BR)CBO}$	V	$I_C=100\mu\text{A}, I_E=0$	180	---
Emitter-Base Breakdown Voltage	$V_{(BR)EBO}$	V	$I_E=10\mu\text{A}, I_C=0$	6.0	---
Collector cut-off Current	I_{CBO}	nA	$V_{CB}=120\text{V}, I_E=0$	---	50
Emitter cut-off Current	I_{EBO}	nA	$V_{EB}=4\text{V}, I_C=0$	---	50
DC Current Gain	$h_{FE(1)}$		$I_C=1\text{mA}, V_{CE}=5.0\text{V}$	80	---
	$h_{FE(2)}$		$I_C=10\text{mA}, V_{CE}=5.0\text{V}$	100	300
	$h_{FE(3)}$		$I_C=50\text{mA}, V_{CE}=5.0\text{V}$	30	---
Collector-Emitter Saturation Voltage	$V_{CE(set)}$	V	$I_C=10\text{mA}, I_B=1.0\text{mA}$	---	0.15
			$I_C=50\text{mA}, I_B=5.0\text{mA}$	---	0.2
Base-Emitter Saturation Voltage	$V_{BE(set)}$	V	$I_C=10\text{mA}, I_B=1.0\text{mA}$	---	1.0
			$I_C=50\text{mA}, I_B=5.0\text{mA}$	---	1.0
Output Capacitance	C_{ob}	pF	$V_{CB}=10\text{V}, f=1.0\text{MHz}, I_E=0$	---	6.0
Current Gain-Bandwidth Product	f_T	MHZ	$I_C=10\text{mA}, V_{CE}=10\text{V}$ $f=100\text{MHz}$	100	300

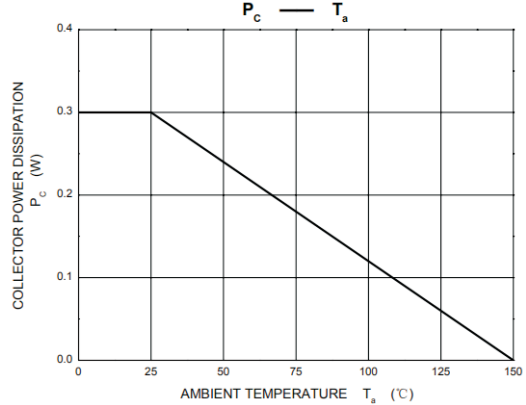
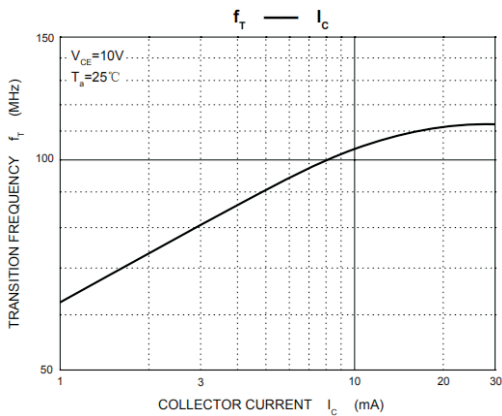
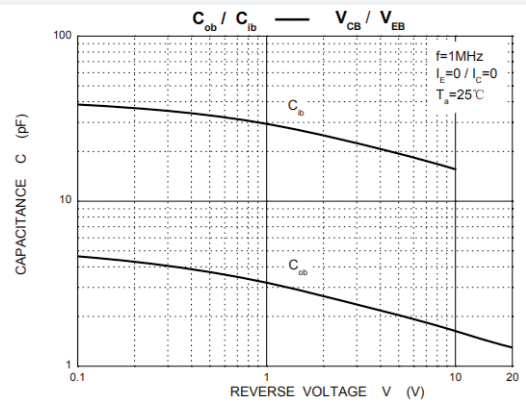
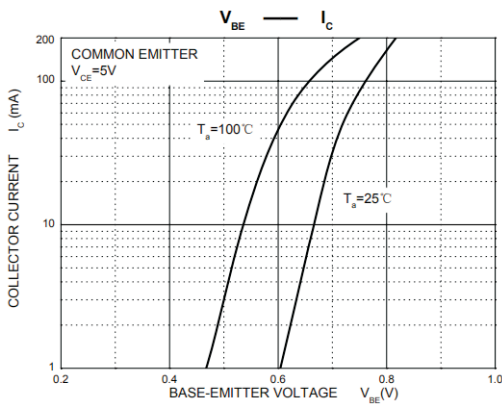
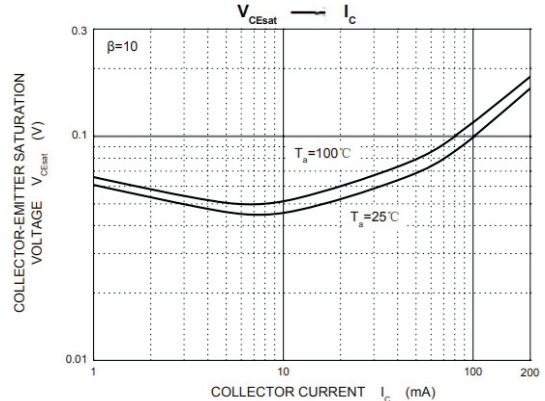
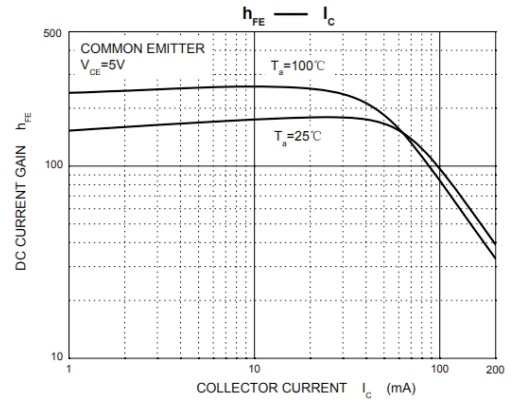
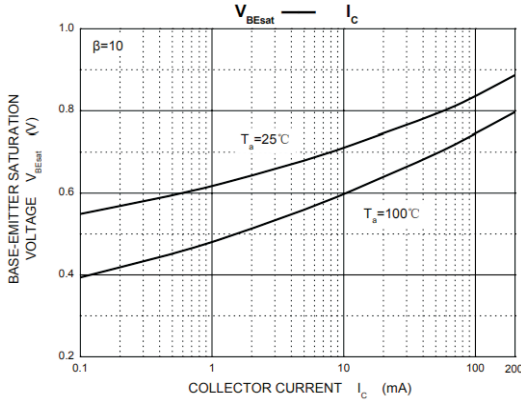
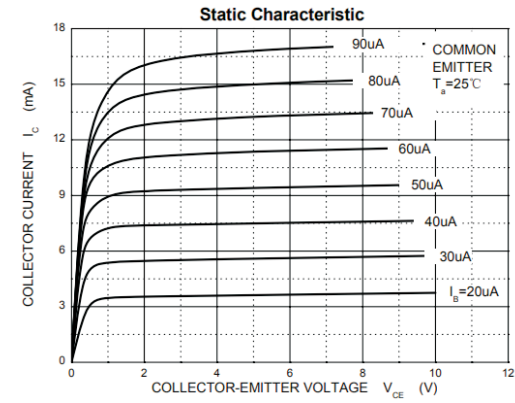
CLASSIFICATION OF $h_{FE(2)}$

h_{FE}	100-300	
Rank	L	H
Range	100-200	200-300

AVAILABLE PACK INFORMATION

Product code	Pack	Reel Size (mm)	Quantity (Pcs/reel)	Quantity (pcs/box)	Quantity (pcs/carton)
MMBT5551	T/R	$\Phi 180$	3K	30K	120K

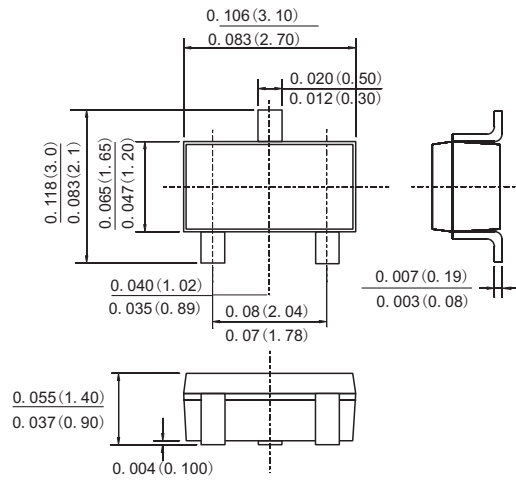
Characteristics(Typical)



MMBT5551

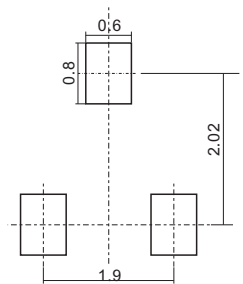
Outline Dimensions

SOT-23



Dimensions in inches and (millimeters)

Suggested pad layout



Dimensions in millimeters

Friendship Reminder

■ JiNan JingHeng (hereinafter referred to as JH) reserves the right to make changes to this document and its products and specifications at anytime without notice.

■ Customers should obtain and confirm the latest product information and specifications before final design, purchase or use.

■ JH makes no warranty, representation or guarantee regarding the suitability of its products for any particular purpose, nor does JH assume any liability for application assistance or customer product design.

■ JH does not warrant or accept any liability with products which are purchased or used for any unintended or unauthorized application.

■ No license is granted by implication or otherwise under any intellectual property rights of JH.

■ JH is products are not authorized for use as critical components in life support devices or systems without express written approval of JH.