

Coaxial SMA Fixed Attenuator

VAT-7+
VAT-7

50Ω 1W 7dB DC to 6000 MHz



Maximum Ratings

Operating Temperature	-45°C to 100°C
Storage Temperature	-55°C to 100°C

Permanent damage may occur if any of these limits are exceeded.

Features

- wideband coverage, DC to 6000 MHz
- 1 watt rating
- rugged unibody construction
- off-the-shelf availability
- very low cost

Applications

- impedance matching
- signal level adjustment

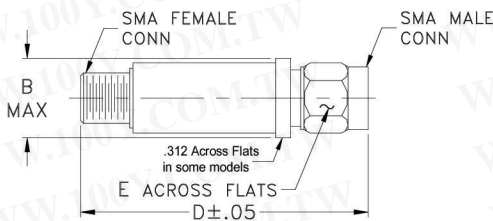
Connectors	Model
SMA	VAT-7(+)

CASE STYLE: FF704

+RoHS Compliant

The +Suffix identifies RoHS Compliance. See our web site for RoHS Compliance methodologies and qualifications

Outline Drawing



Outline Dimensions (inch/mm)

B	D	E	wt
.410	1.43	.312	grams
10.41	36.32	7.92	10.0

Electrical Specifications

FREQ. RANGE (MHz)	ATTENUATION * (dB)					VSWR (:1)			MAX. INPUT POWER (W)	
	Flatness **									
	DC-3 GHz	3-5 GHz	5-6 GHz	DC-6 GHz	DC-3 GHz	3-5 GHz	5-6 GHz			
$f_c - f_u$	Nom.	Typ.	Typ.	Typ.	Typ.	Typ.	Max.	Typ.	Max.	Typ.
DC-6000	7±0.3	0.10	0.10	0.10	0.10	1.05	1.20	1.15	1.40	1.40

* Attenuation varies by 0.3 dB max. over temperature.

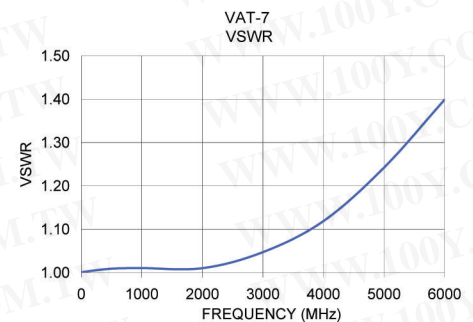
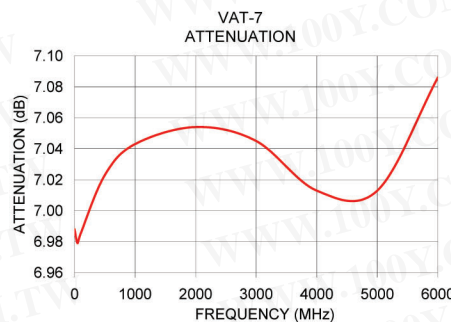
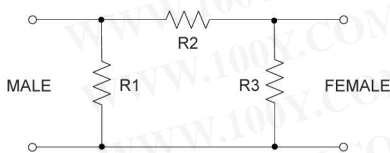
** Flatness= variation over band divided by 2.

Typical Performance Data

Frequency (MHz)	Attenuation (dB)	VSWR (:1)
0.03	6.99	1.00
50.00	6.98	1.00
100.00	6.99	1.00
500.00	7.02	1.01
1000.00	7.04	1.01
2000.00	7.05	1.01
3000.00	7.05	1.05
4000.00	7.01	1.12
5000.00	7.01	1.24
6000.00	7.09	1.40

勝特力材料 886-3-5753170
 勝特力电子(上海) 86-21-34970699
 勝特力电子(深圳) 86-755-83298787
[Http://www.100y.com.tw](http://www.100y.com.tw)

Electrical Schematic



Notes

- Performance and quality attributes and conditions not expressly stated in this specification document are intended to be excluded and do not form a part of this specification document.
- Electrical specifications and performance data contained in this specification document are based on Mini-Circuit's applicable established test performance criteria and measurement instructions.
- The parts covered by this specification document are subject to Mini-Circuits standard limited warranty and terms and conditions (collectively, "Standard Terms"); Purchasers of this part are entitled to the rights and benefits contained therein. For a full statement of the Standard Terms and the exclusive rights and remedies thereunder, please visit Mini-Circuits' website at www.minicircuits.com/MCLStore/terms.jsp