

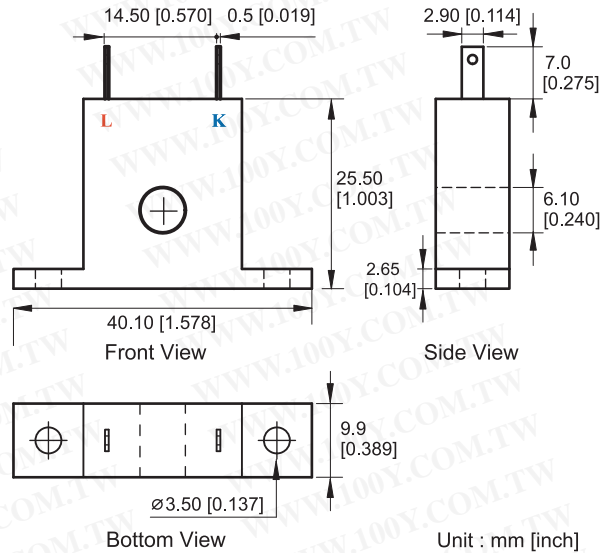
AC Current Transformer

J&D PART NUMBER	STANDARD ACCURACY	FEATURE
JCTH-80	2.0 Class	Vertical (PCB) Mounting Type

Electrical Properties

- ◆ Rated Current for 8A / 10mA
- ◆ Current Range for 100mA~80A
- ◆ DCR(Ω) for $38 \pm 10\%$
- ◆ Suggested burden resistor(Ω) for 10
- ◆ Operating Frequency for 50/60Hz
- ◆ Operating Temp. range for $-40^{\circ}\text{C} \sim +70^{\circ}\text{C}$
- ◆ High-Potential Voltage for $\text{a.c. } 2.0\text{KV} / 1\text{min}$
- ◆ Insulation Resistance for DC 500V / 100M Ω
- ◆ Data tested at $T_a=25^{\circ}\text{C}$

Drawing



Test Circuit

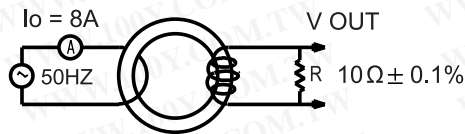


FIGURE 1

Ratio Error & Phase Shift Test Circuit

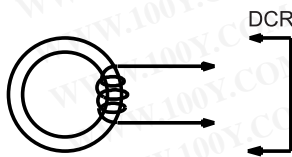
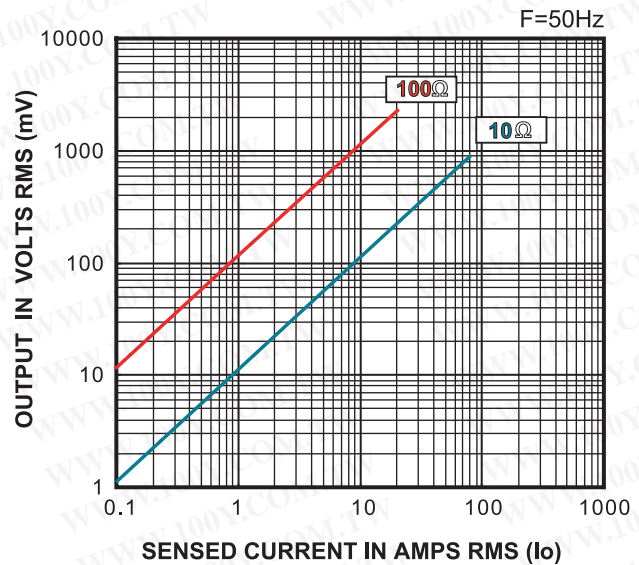


FIGURE 2

DCR Test Circuit

Output Voltage Data



Accuracy Data

Test Point	4A	8A
Maximum Linearity Error (%)	± 2.0	± 2.0
Maximum Angle Error in Minutes	$\pm 120'$	$\pm 120'$