

THERMISTOR SPECIFICATIONS

1. SCOPE

This specifications define rating, dimensions, insulation, climatic tests and mechanical characteristics for AT-4 type thermistor.

2. PART No. : **103AT-4-050**

3. RATINGS

3.1 Rated zero-power resistance. R_{25} : 10.0 k Ω \pm 1 % (at 25 $^{\circ}$ C)

3.2 Rated B-value. $B_{25/85}$: 3435 K \pm 1 %

* The Rated B-value is calculated using the rated zero-power resistance values measured at 25 $^{\circ}$ C and 85 $^{\circ}$ C.

3.3 Dissipation factor. : Approx. 2 mW/ $^{\circ}$ C (in air)

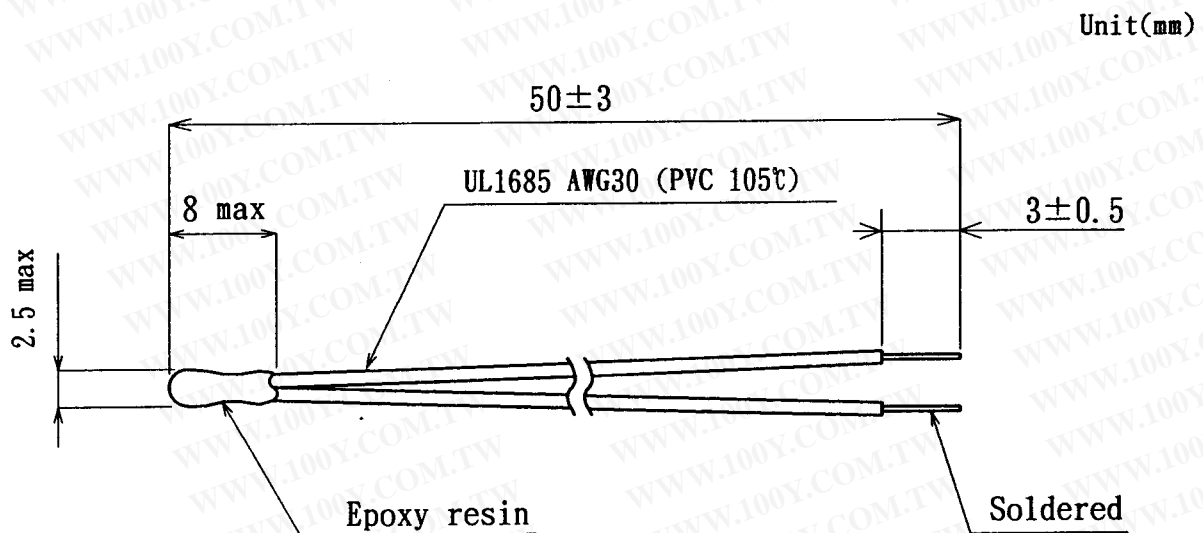
3.4 Thermal time constant. : Approx. 10 s (in air)

3.5 Maximum power rating. : 10 mW (in air at 25 $^{\circ}$ C)

3.6 Category temperature range : -30 $^{\circ}$ C ~ 90 $^{\circ}$ C

(= Operating temperature range)

4. DIMENSIONS



勝特力材料 886-3-5753170
 勝特力电子(上海) 86-21-34970699
 勝特力电子(深圳) 86-755-83298787
[Http://www.100y.com.tw](http://www.100y.com.tw)

5. INSULATION (between epoxy resin and soldered terminals)

- 5.1 Insulation resistance : Above 100 MΩ at DC 100V.
5.2 Voltage proof : AC 100V for one second.

6. CLIMATIC TESTS

6.1 Dry heat

Test samples shall be exposed in air at 90 °C for 1000 hours.

After being stored in room temperature and humidity for one hour, the change ratio of R_{25} (zero-power resistance at 25°C) shall be within $\pm 2\%$ of the initial value.

6.2 Cold

Test samples shall be exposed in air at -40°C for 1000 hours.

After being stored in room temperature and humidity for one hour, the change ratio of R_{25} shall be within $\pm 2\%$ of the initial value.

6.3 Damp load

DC 1mA current shall be applied to the test samples in the temperature of 40°C and relative humidity of 95%RH for 1000 hours.

After being stored in room temperature and humidity for one hour, the change ratio of R_{25} shall be within $\pm 2\%$ of the initial value.

6.4 Rapid change of temperature

One cycle of the change of temperature shall be proceeded in the order of the following conditions.

- At -20°C, for 5 minutes.
- Room ambient temperature, for one minute.
- At 70°C, for 5 minutes.
- Room ambient temperature. for one minute.

100 cycles of change of temperature shall be applied to the test samples.

After being stored in room temperature and humidity for one hour, the change ratio of R_{25} shall be within $\pm 2\%$ of the initial value.

7. MECHANICAL CHARACTERISTICS

7.1 Robustness of terminations

a) Tensile to horizontal direction

Hold the thermistor body so that lead wire shall be horizontal.

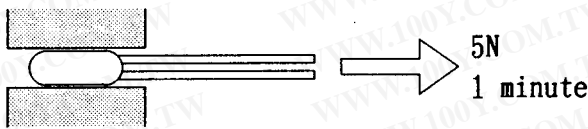
After 5N loading weight was applied to the lead wire horizontally for one minute, there shall be no visible damage.

b) Tensile to vertical direction

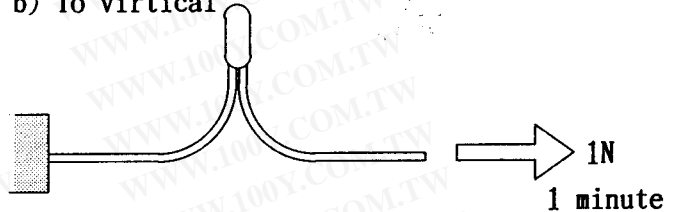
One of lead wires is fixed, another one is slowly loaded the tension of one newton and keep this tension for one minute.

After test, the change ratio of R_{25} shall be within $\pm 2\%$ of the initial value and there shall be no visible damage.

a) To horizontal



b) To vertical



7.2 Resistance to soldering heat (as JIS C 2571)

Terminals of lead wire are immersed in solder bath at $260 \pm 5^\circ\text{C}$ for 10 ± 1 seconds. After being stored in room temperature and humidity for half hours, the change ratio of R_{25} shall be within $\pm 2\%$ of the initial value.

7.3 Solderability (as JIS C 2571)

Terminals of lead wire are immersed in solder (Pb:Sn=4:6) bath at $235 \pm 5^\circ\text{C}$ for 2 ± 0.5 seconds.

Surface of terminal should be soldered more than 90%.

7.4 Free fall

After three times natural fall to a maple board from 75cm high, there shall be no visible damage.

勝特力材料 886-3-5753170
勝特力电子(上海) 86-21-34970699
勝特力电子(深圳) 86-755-83298787
[Http://www.100y.com.tw](http://www.100y.com.tw)