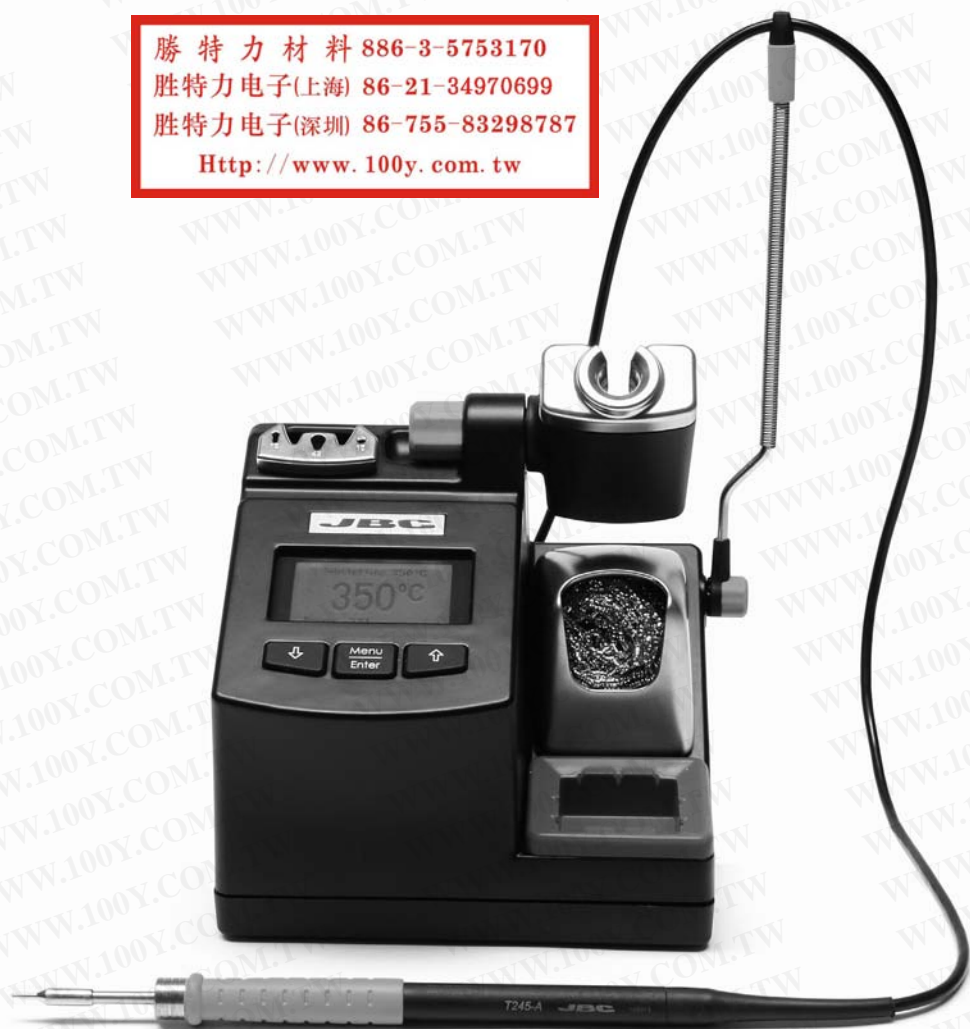


JBC

勝特力材料 886-3-5753170
勝特力电子(上海) 86-21-34970699
勝特力电子(深圳) 86-755-83298787
[Http://www.100y.com.tw](http://www.100y.com.tw)



CD SOLDERING STATION


CD / SOLDERING STATION

勝特力材料 886-3-5753170
勝特力电子(上海) 86-21-34970699
勝特力电子(深圳) 86-755-83298787
[Http://www.100y.com.tw](http://www.100y.com.tw)

CONTROL UNIT



CL6210 Brass Wool



S0354 Sponge



POWER CORD



SUPPLIED WITH CD-2SC / CD-1SC / CD-9SC

T210-A SOLDERING IRON



C210001 C210008 CARTRIDGES



SUPPLIED WITH CD-2BC / CD-1BC / CD-9BC


T245-A SOLDERING IRON



C245903 C245741 CARTRIDGES



MANUAL



MANUAL




INSTALLATION

勝特力材料 886-3-5753170
勝特力电子(上海) 86-21-34970699
勝特力电子(深圳) 86-755-83298787
[Http://www.100y.com.tw](http://www.100y.com.tw)

CONTROL UNIT

T210-A or T245-A SOLDERING IRON

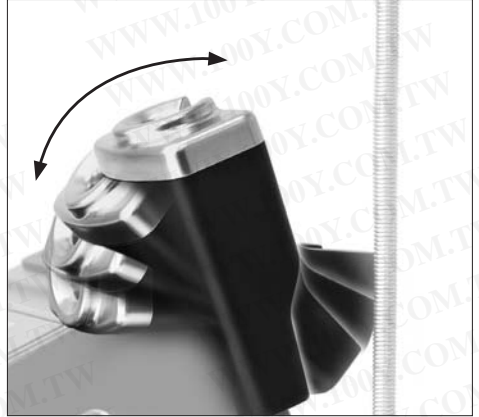


PART NAMES



勝特力材料 886-3-5753170
勝特力电子(上海) 86-21-34970699
勝特力电子(深圳) 86-755-83298787
[Http://www.100y.com.tw](http://www.100y.com.tw)

ADJUSTABLE STAND



CABLE COLLECTOR



CLEANING OPTIONS

Full set of clean option: **sponge, metal wool and brush**

S0331 Sponge

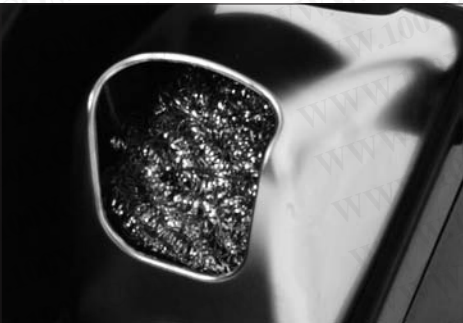


S0354 Sponge



The smoothest cleaning method. The sponge has to be kept wet (not soaked) using distilled water.

CL6205 Inox Wool




Provides a deeper cleaning on the tip.

CL6220 Brushes




More aggressive on the tip than the wool.

TAPPING



Tap smoothly the cartridge on the wiper profile to remove the excess of solder

WIPING



Use the slots to wipe any possible particle stuck on the tip

勝特力材料 886-3-5753170
勝特力电子(上海) 86-21-34970699
勝特力电子(深圳) 86-755-83298787
[Http://www.100y.com.tw](http://www.100y.com.tw)

QUICK TIP CHANGER

Full set of clean option: **sponge, metal wool and brush**



Pull slightly to remove the cartridge



Push gently and place a new one

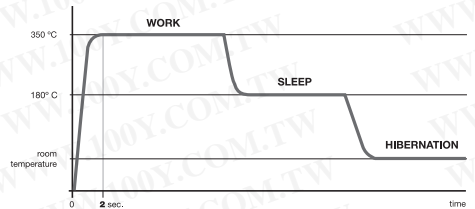
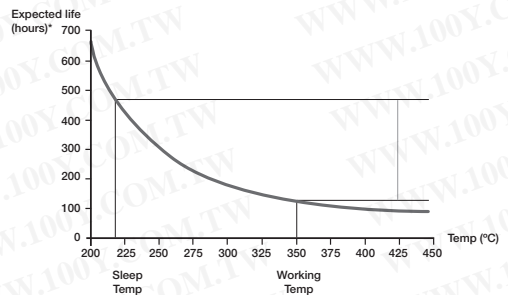
HEAT MANAGEMENT

JBC stations intelligently manage the tool temperature and it helps to extended the tip life:

Work mode: Lift tool from the stand and the tool tip heats up to the selected temperature.

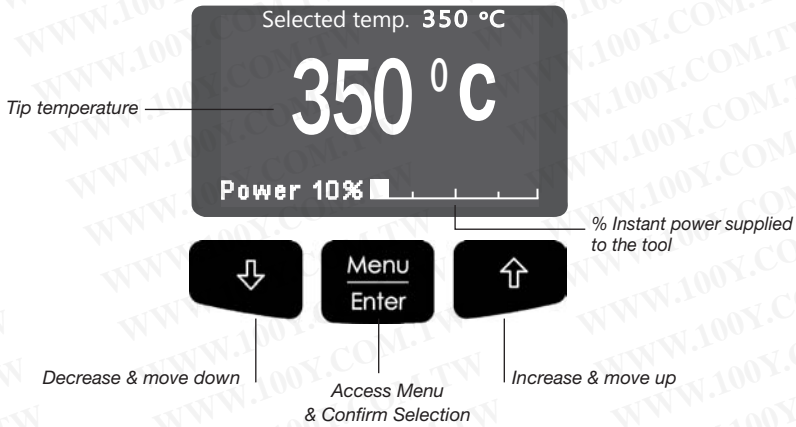
Sleep mode: When the tool is in the stand, the temperature reduces (preset sleep temperature is 180°C / 360°F).

Hibernation mode: After longer periods of inactivity (pre-set to 30 minutes), the power is cut off and the tool cools down to room temperature.



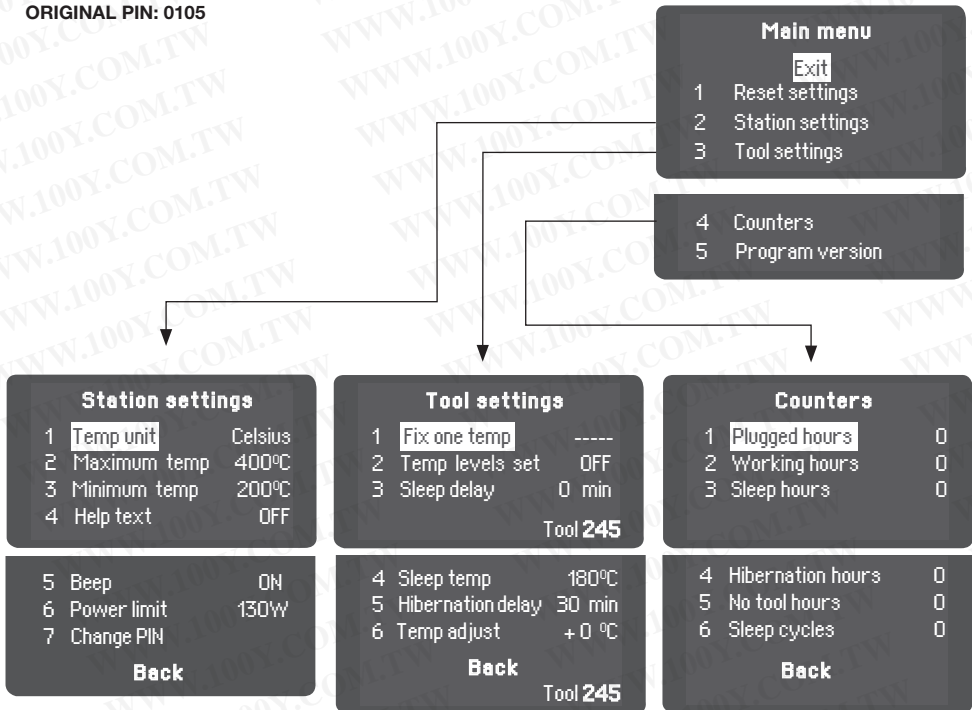
Heat management increase tip life which reduces cost of ownership.

CONTROL SCREEN



SETTINGS MENU

ORIGINAL PIN: 0105



TECHNICAL SPECIFICATIONS

- Temperature selection from 90°C (190°F) to 450°C (840°F) (±5%).
- Output Peak Power CD-B: 130W.
- Output Peak Power CD-S: 40W.
- Safety transformer, mains separator and double isolation.
- **CD-2BC / CD-2SC** 230V 50/60Hz. Input fuse: 1A. Output: 23,5V.
- **CD-1BC / CD-1SC** 120V 50/60Hz. Input fuse: 2A. Output: 23,5V.
- **CD-9BC / CD-9SC** 100V 50/60Hz. Input fuse: 2A. Output: 23,5V.
- Total weight of unit: 2,6 Kg.
- Complies with CE standards on electrical safety, electromagnetic compatibility and ESD protected housing "skin effect".
- RoHS compliant.
- Equipotential connector and the tool tip are connected to station mains ground supply for ESD protection.



This product should not be thrown in the garbage.

勝特力材料 886-3-5753170
勝特力电子(上海) 86-21-34970699
勝特力电子(深圳) 86-755-83298787
[Http://www.100y.com.tw](http://www.100y.com.tw)