

Shielded Power Inductors – SER1360



The SER1360 series provides exceptionally high current carrying capability (up to 43 Amps) and very low DC resistance, all in a low profile, small footprint package.

The part's magnetic shielding and 13 × 13 mm base allow high density mounting while the flat wire winding keeps the overall height to just 6 mm.

In addition to the standard values show, custom values are available to meet specific applications.

勝特力材料 886-3-5753170
 勝特力电子(上海) 86-21-34970699
 勝特力电子(深圳) 86-755-83298787
[Http://www.100y.com.tw](http://www.100y.com.tw)

Part number ¹	Inductance ² ±10% (µH)	DCR (mOhm) ³		SRF typ ⁴ (MHz)	Isat (A) ⁵			Irms (A) ⁶	
		typ	max		10% drop	20% drop	30% drop	20°C rise	40°C rise
SER1360-331KL	0.33	0.77	0.85	200	36	41	43	13.0	16.9
SER1360-651KL	0.65	0.77	0.85	160	23	27	28	13.0	16.9
SER1360-102KL	1.0	2.36	2.60	75	32	33	33.5	9.5	13.0
SER1360-182KL	1.8	2.36	2.60	50	17	19	20	9.5	13.0
SER1360-272KL	2.7	2.36	2.60	42	12	13	14	9.5	13.0
SER1360-402KL	4.0	5.50	6.05	34	11	12	13	7.1	9.4
SER1360-472KL	4.7	5.50	6.05	32	9.5	11	12	7.1	9.4
SER1360-602KL	6.0	5.50	6.05	28	8.0	9.0	9.5	7.1	9.4
SER1360-802KL	8.0	9.83	10.81	26	7.5	8.5	9.0	5.5	7.6
SER1360-103KL	10	9.83	10.81	24	6.2	7.0	7.5	4.4	7.2

1. When ordering, please specify **termination and packaging** codes:

SER1360-103KLD

Termination: L = RoHS compliant matte-tin over nickel over phos bronze. Special order: T = RoHS tin-silver-copper (95.5/4/0.5) or S = non-RoHS tin-lead (63/37).

Packaging: D = 13" machine-ready reel. EIA-481 embossed plastic tape (500 parts per full reel).

B = Less than full reel. In tape, but not machine ready. To have a leader and trailer added (\$25 charge), use code letter D instead.

- Inductance measured at 100 kHz, 0.1 Vrms, 0 Adc on an Agilent/HP 4284A or equivalent.
 - DCR measured on a micro-ohmmeter.
 - SRF measured using an Agilent/HP 4395A network analyzer and an Agilent/HP 16193A test fixture.
 - DC current at which the inductance drops the specified amount from its value without current.
 - Current that causes the specified temperature rise from 25°C ambient.
 - Electrical specifications at 25°C.
- Refer to Doc 362 "Soldering Surface Mount Components" before soldering.

Designer's Kit C365 contains 3 each of all values

Core material Ferrite

Core and winding loss See www.coilcraft.com/coreloss

Terminations RoHS compliant tin-silver over tin over nickel over phos bronze (pins 1 and 2); matte tin over nickel over phos bronze (pin 3). Other terminations available at additional cost.

Weight 2.6 – 2.8 g

Ambient temperature –40°C to +85°C with Irms current, +85°C to +125°C with derated current

Storage temperature Component: –40°C to +125°C. Tape and reel packaging: –40°C to +80°C

Resistance to soldering heat Max three 40 second reflows at +260°C, parts cooled to room temperature between cycles

Moisture Sensitivity Level (MSL) 1 (unlimited floor life at <30°C / 85% relative humidity)

Failures in Time (FIT) / Mean Time Between Failures (MTBF)

38 per billion hours / 26,315,789 hours, calculated per Telcordia SR-332

Packaging 500 per 13" reel; Plastic tape: 24 mm wide, 0.4 mm thick, 16 mm pocket spacing, 6.6 mm pocket depth

PCB washing Tested with pure water or alcohol only. For other solvents, see Doc787_PCB_Washing.pdf.



www.coilcraft.com

US +1-847-639-6400 sales@coilcraft.com
 UK +44-1236-730595 sales@coilcraft-europe.com
 Taiwan +886-2-2264 3646 sales@coilcraft.com.tw
 China +86-21-6218 8074 sales@coilcraft.com.cn
 Singapore +65-6484 8412 sales@coilcraft.com.sg

Document 290-1 Revised 09/04/12

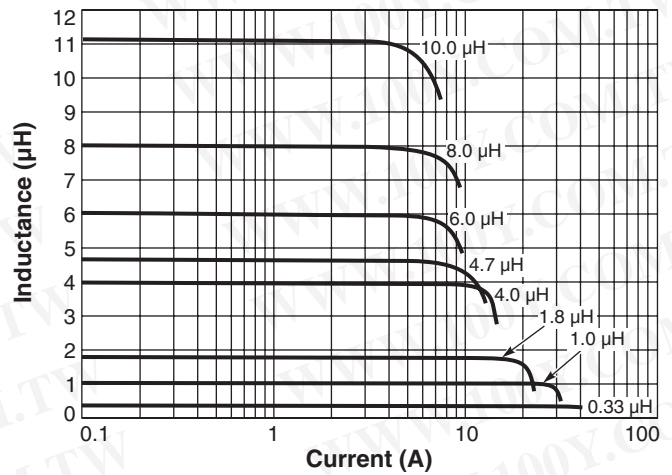
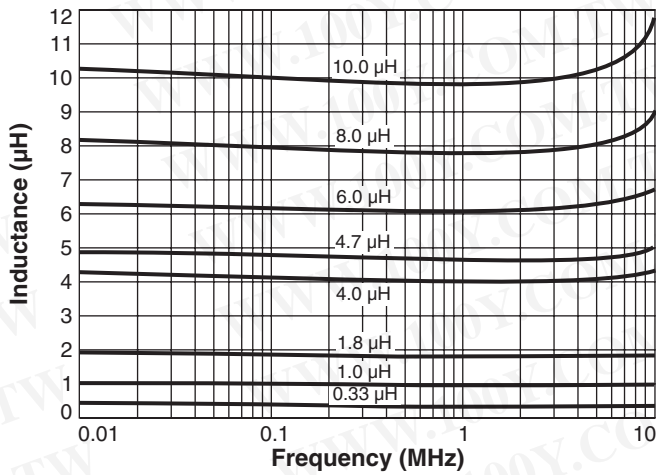
© Coilcraft Inc. 2013

This product may not be used in medical or high risk applications without prior Coilcraft approval. Specification subject to change without notice. Please check web site for latest information.

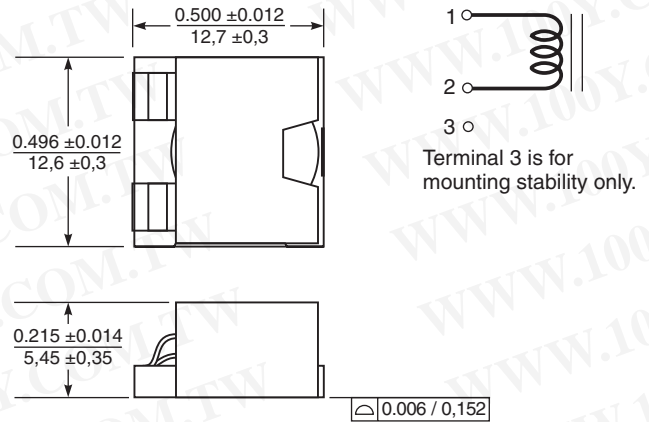
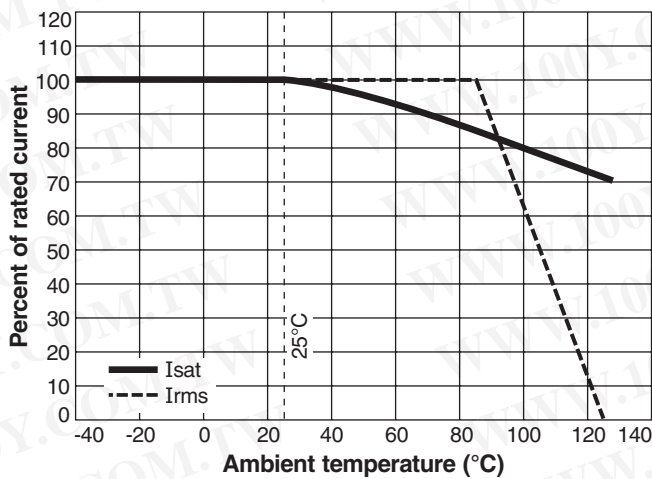
勝特力材料 886-3-5753170
 勝特力电子(上海) 86-21-34970699
 勝特力电子(深圳) 86-755-83298787
[Http://www.100y.com.tw](http://www.100y.com.tw)

Shielded Power Inductors - SER1360 Series


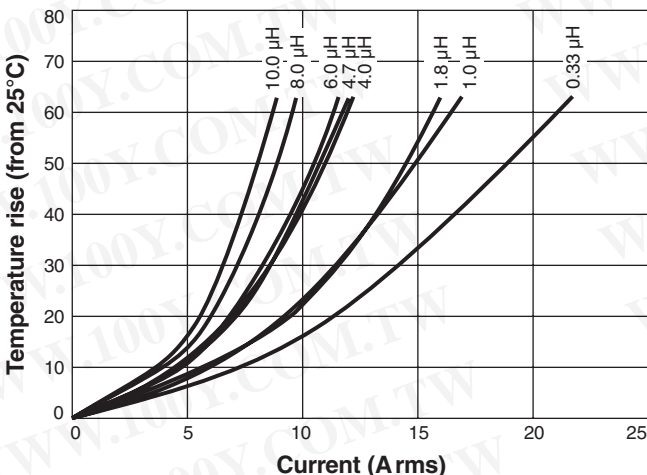
Typical L vs Frequency Typical L vs Current



Current Derating



Temperature Rise vs Current



US +1-847-639-6400 sales@coilcraft.com
 UK +44-1236-730595 sales@coilcraft-europe.com
 Taiwan +886-2-2264 3646 sales@coilcraft.com.tw
 China +86-21-6218 8074 sales@coilcraft.com.cn
 Singapore +65-6484 8412 sales@coilcraft.com.sg

Document 290-2 Revised 09/04/12
 © Coilcraft Inc. 2013
 This product may not be used in medical or high risk applications without prior Coilcraft approval. Specification subject to change without notice. Please check web site for latest information.