

SPECIFICATION OF FLCA SERIES

FEATURES

1. High resistance to heat and humidity.
2. Resistance to mechanical shocks and pressure.
3. Accurate dimensions for automatically surface mounted.



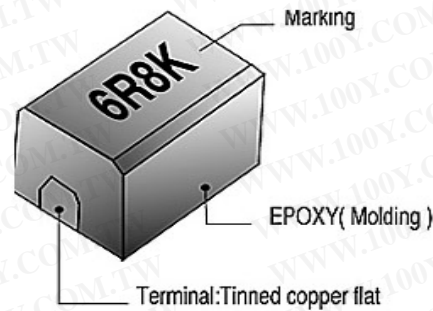
APPLICATIONS

1. Computer products. (Hard Disk , Floppy Disks..Etc.)
2. Communication products. (like : Cordless Phone..Etc.)
3. Modems , OA products , TV set , VCRs..Etc.
4. Countermeasures for complying with CE , FCC VDE or VCCI radiated emissions.

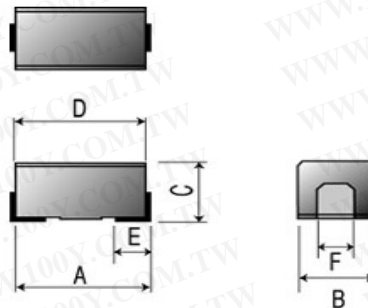
ORDERING CODE

FLCA - 322522 - R12 M T
 (1) (2) (3) (4)(5)

- (1) PRODUCT SERIES CODE
- (2) SIZE CODE
- (3) INDUCTANCE
- (4) INDUCTANCE TOLERANCE
 (J : ±5% , K : ±10% , M : ±20%)
- (5) TAPING



勝特力材料 886-3-5753170
 勝特力电子(上海) 86-21-54151736
 勝特力电子(深圳) 86-755-83298787
[Http://www.100y.com.tw](http://www.100y.com.tw)



SHAPE & DIMENSIONS

UNIT:m/m (inch)

SIZE CODE	A	B	C	D	E	F
FLCA-322522 (1210)	3.2±0.3 (0.126±0.012)	2.5±0.2 (0.098±0.008)	2.2±0.2 (0.087±0.008)	2.9±0.2 (0.114±0.008)	0.6 (0.024)	1.0 (0.040)
FLCA-453232 (1812)	4.5±0.3 (0.177±0.012)	3.2±0.2 (0.126±0.008)	3.2±0.2 (0.126±0.008)	4.2±0.2 (0.165±0.008)	1.0 (0.040)	1.2 (0.047)

※All the date listed in this catalogue are for reference only, King Core reserves the right to alter or revise the specifications without prior notification.

WOUND CHIP INDUCTORS → FLCA-322522 SERIES

ELECTRICAL CHARACTERISTICS

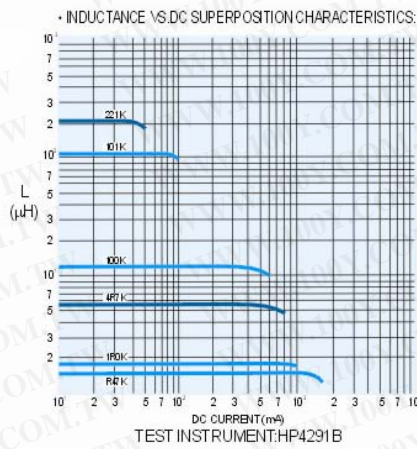
ORDERING CODE	Inductance (μ H)	Q Min	Test Frequency (MHz)	Self Resonant Frequency (MHz)TYP	DC Resistance (Ω)max	IDC (mA)max
FLCA-322522-R12□T	0.12	30	25.2	500	0.22	450
FLCA-322522-R15□T	0.15	30	25.2	450	0.25	450
FLCA-322522-R18□T	0.18	30	25.2	400	0.28	450
FLCA-322522-R22□T	0.22	30	25.2	350	0.32	450
FLCA-322522-R27□T	0.27	30	25.2	320	0.36	450
FLCA-322522-R33□T	0.33	30	25.2	300	0.40	450
FLCA-322522-R39□T	0.39	30	25.2	250	0.45	450
FLCA-322522-R47□T	0.47	30	25.2	220	0.50	450
FLCA-322522-R56□T	0.56	30	25.2	180	0.55	450
FLCA-322522-R68□T	0.68	30	25.2	160	0.60	450
FLCA-322522-R82□T	0.82	30	25.2	140	0.65	450
FLCA-322522-1R0□T	1.0	30	7.96	120	0.70	400
FLCA-322522-1R2□T	1.2	30	7.96	100	0.75	390
FLCA-322522-1R5□T	1.5	30	7.96	85	0.85	370
FLCA-322522-1R8□T	1.8	30	7.96	80	0.90	350
FLCA-322522-2R2□T	2.2	30	7.96	75	1.00	320
FLCA-322522-2R7□T	2.7	30	7.96	70	1.10	290
FLCA-322522-3R3□T	3.3	30	7.96	60	1.20	260
FLCA-322522-3R9□T	3.9	30	7.96	55	1.30	250
FLCA-322522-4R7□T	4.7	30	7.96	50	1.50	220
FLCA-322522-5R6□T	5.6	30	7.96	47	1.60	200
FLCA-322522-6R8□T	6.8	30	7.96	43	1.80	180
FLCA-322522-8R2□T	8.2	30	7.96	40	2.00	170
FLCA-322522-100□T	10	30	2.52	36	2.10	150
FLCA-322522-120□T	12	30	2.52	33	2.50	140
FLCA-322522-150□T	15	30	2.52	28	2.80	130
FLCA-322522-180□T	18	30	2.52	25	3.30	120
FLCA-322522-220□T	22	30	2.52	23	3.70	110
FLCA-322522-270□T	27	30	2.52	18	5.00	80
FLCA-322522-330□T	33	30	2.52	17	5.60	70
FLCA-322522-390□T	39	30	2.52	16	6.40	65
FLCA-322522-470□T	47	30	2.52	15	7.00	60
FLCA-322522-560□T	56	30	2.52	13	8.00	55
FLCA-322522-680□T	68	30	2.52	12	9.00	50
FLCA-322522-820□T	82	30	2.52	11	10.00	45
FLCA-322522-101□T	100	20	0.796	10	11.00	40

□ Means the inductance tolerance, J±5% K±10% M±20%

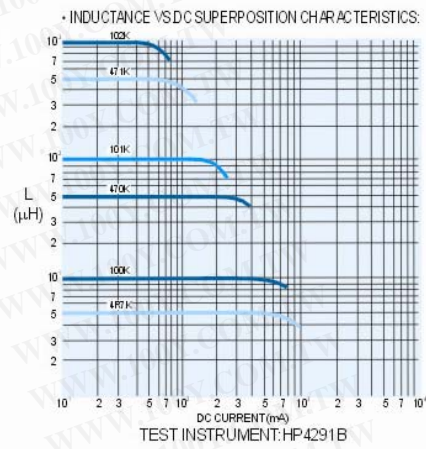
勝特力材料 886-3-5753170
勝特力电子(上海) 86-21-54151736
勝特力电子(深圳) 86-755-83298787
[Http://www.100y.com.tw](http://www.100y.com.tw)

WOUND CHIP INDUCTORS → FLCA SERIES

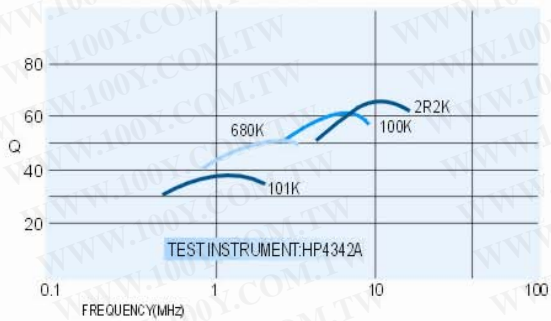
FLCA-322522



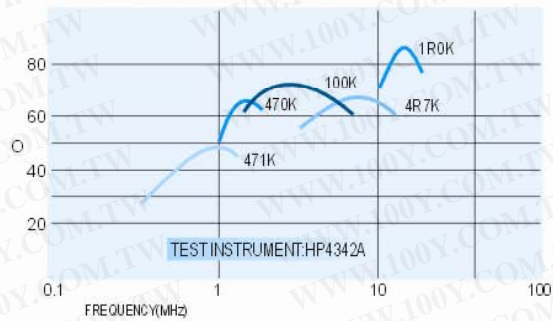
FLCA-453232



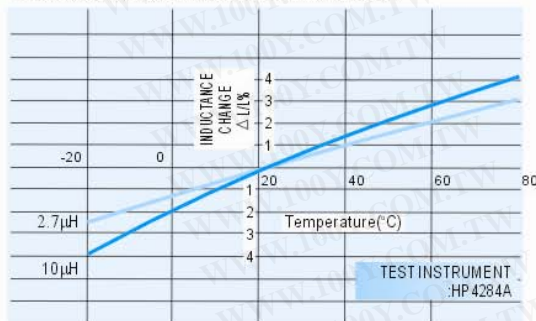
• Q VS. FREQUENCY RESPONSE



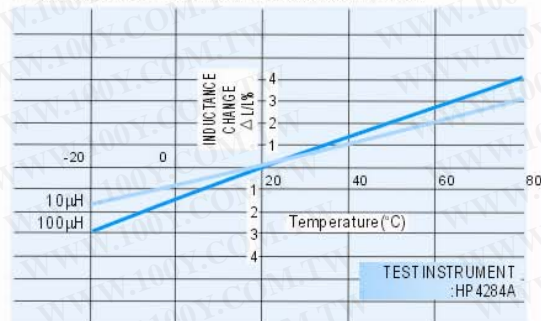
• Q VS. FREQUENCY RESPONSE



• INDUCTANCE vs. TEMPERATURE RESPONSE



• INDUCTANCE vs. TEMPERATURE RESPONSE



勝特力材料 886-3-5753170
勝特力电子(上海) 86-21-54151736
勝特力电子(深圳) 86-755-83298787
[Http://www.100y.com.tw](http://www.100y.com.tw)