

Fax Back Document #1103



XE SERIES



- Best performance series in most popular configurations
- Dielectric withstand voltage twice safety agency requirements
- High dv/dt, surge resistance and I/R ratings

勝特力電材超市-龍山店 886-3-5773766
 勝特力電材超市-光復店 886-3-5729570
 勝特力電子(上海) 86-21-34970699
 勝特力電子(深圳) 86-755-83298787
<http://www.100y.com.tw>

Safety Agency	Standard	File No.
UL	: UL-1414 (250VAC)	E47474
CSA	: C22.2, No. 0, 1(250VAC)	LR68886 / LR37404
VDE	: IEC384-14 II/EN132400	10529-4670-1019/8020
SEV	: IEC384-14 II/EN132400	94.1 00826, 03/04
SEMKO	: IEC384-14 II/EN132400	9433161
FIMKO	: IEC384-14 II/EN132400	179796/180681
DEMKO	: IEC384-14 II/EN132400	303214/303419
NEMKO	: IEC384-14 II/EN132400	P95103746/P95100574
OVE	: IEC384-14 II/EN132400	5429-211-00
IMQ	: IEC384-14 II/EN132400	V4047, V4048



ELECTRICAL SPECIFICATIONS

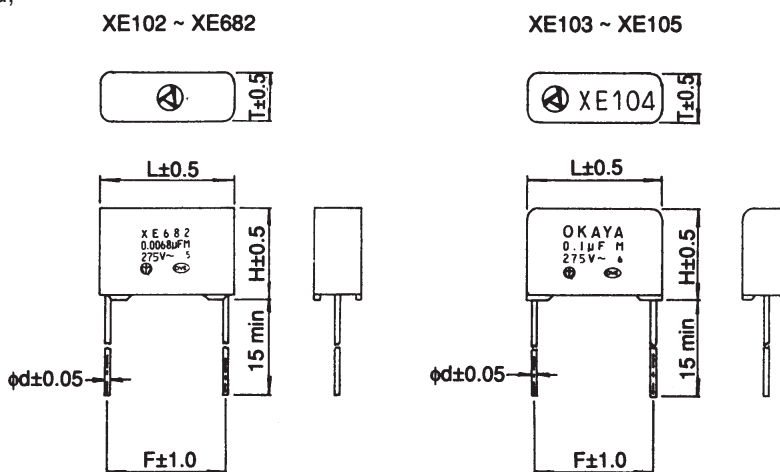

Operating temp. range: -40 ~ + 100°C

Safety Standard	Class*	Model number	Capacitance Cx (μF±20%)	Dissipation Factor Tan δ	Test Voltage	Insulation Resistance	
					Production	Between Line Terminals	Both Line Terminals to Case
	X1, X2 and Y2	XE102	0.001	0.01 max. (at 1000 ± 100Hz)	XE 102 ~ 682 2000VAC/2700VDC 2 Sec. XE 103 ~ 105 1500VAC/2121VDC 2 Sec.	XE 102 ~ 334 15,000 MΩ min. XE 474 ~ 105 5,000 Ω • F min. (at 20°C 500VDC)	100,000 MΩ min. (at 20°C 500VDC)
		XE152	0.0015				
		XE222	0.0022				
		XE332	0.0033				
		XE472	0.0047				
		XE682	0.0068				
	X1, X2	XE103	0.01				
		XE153	0.015				
		XE223	0.022				
		XE333	0.033				
		XE473	0.047				
		XE683	0.068				
		XE104	0.1				
		XE154	0.15				
		XE224	0.22				
		XE334	0.33				
		XE474	0.47				
		XE684	0.68				
		XE105	1.0				

* X Class = 275VAC, Y Class - 250VAC

MECHANICAL SPECIFICATIONS:

Case: Standoffs provided for improved cleanability
 Case Material: Polybutylene Terephthalate (FR-PBT)
 UL-94 Flame Class V-O
 Potting Material: UL-94 Flame Class V-O
 Leads: Tinned Copper Clad Steel,
 Soldered Capacitor Element
 Lead Locator: Inspection marks on case for lead location
 Capacitor: Double Wound, Oil Impregnated,
 Metallized Polyester Film



Add "C6" suffix to p/n for 6mm lead length.
 Other lead lengths available—consult factory.

MECHANICAL DIMENSIONS

Safety Standard	Class	Model number	Capacitance Cx (μF±20%)	Outside Dimension mm					
				L	H	T	F	d	
	X1, X2 and Y2	XE102	0.001	17.0	12.5	5.5	15.0	0.8	
		XE152	0.0015						
		XE222	0.0022						
		XE332	0.0033						
		XE472	0.0047						
		XE682	0.0068						
	X1, X2	XE103	0.01	17.0	12.0	5.0	15.0	0.6	
		XE153	0.015						
		XE223	0.022						
		25.0	XE333	0.033	25.0	12.5	5.5	22.5	0.8
			XE473	0.047					
			XE683	0.068					
			XE104	0.1					
			XE154	0.15					
			XE224	0.22					
			XE334	0.33					
		30.0	XE474	0.47	30.0	22.0	11.0	27.5	1.0
			XE684	0.68					
			XE105	1.0					
30.5	28.0		16.5						
36.0	30.5		20.0	32.5					