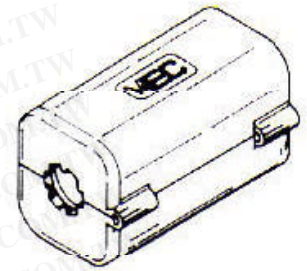
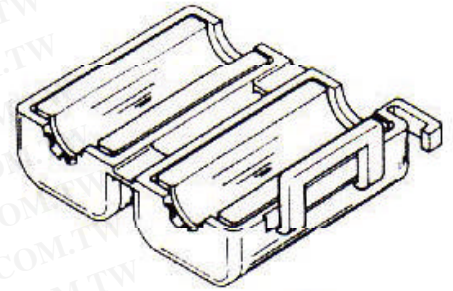
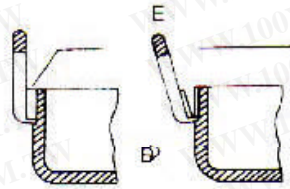
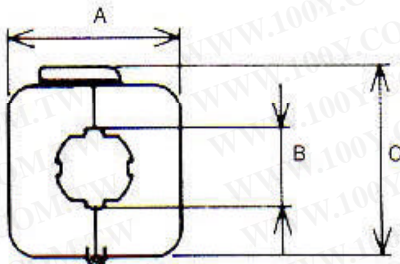


FERRITES

SPLIT SLEEVE CORES WITH PLASTIC CASE (MSFC)



FEATURES

As protection against unwanted EMI radiation in digital and other types of electrical equipment such as personal computers, word processors, fax machines, display equipment, photocopiers, computer games etc., ensuring immunity against transmission and other types of noise in such equipment.

Core Material: A5

Plastic Case Material: PA66 (NYLON) 94V-0

For performance and mechanical data on these parts please ask for our "Ferrite Typical Data Sheet"..

Dimensions in mm.

Part Number	Dimensions					Impedance 1 Turn		Impedance 2 Turn		Cable Diameter	
	A	B	C	D	E	25 Mhz	100 Mhz	25 Mhz	100 Mhz	from	to
MSFC4	13.20	5.00	14.30	22.80	24.80	70	139	285	597	4.0	5.0
MSFC5	16.60	6.00	18.00	31.00	33.00	116	229	475	962	5.0	6.0
MSFC6K	19.00	7.00	20.80	31.00	33.00	96	192	391	802	6.0	7.0
MSFC8K	19.00	8.50	20.80	31.00	33.00	95	195	388	800	7.8	8.5
MSFC10K	28.00	10.50	29.80	31.00	33.00	113	223	473	916	9.5	10.5
MSFC13K	28.00	13.50	29.80	31.00	33.00	166	252	682	961	12.5	13.0

勝特力材料 886-3-5753170
 勝特力电子(上海) 86-21-34970699
 勝特力电子(深圳) 86-755-83298787
[Http://www.100y.com.tw](http://www.100y.com.tw)

Impedance figures are typical values.

Application Notes:

- 1) As a precaution against and for evaluation of EMI, cut through the thin connecting section (ribbed structure) as shown in Fig. 1 using a sharp knife, leaving the hinge portion attached. Once released, it can be opened and closed as required using one hand, allowing the insertion loss of the core to be easily checked using a spectrum analyzer. (For mass production the conventional one-touch attachment can be used).
- 2) To fix harness or cable bundle more securely to the core, use a cable tie as shown in Fig. 2 to hold the arm. One cable tie will suffice to hold the wires effectively, regardless of the diameter of the cable bundle. (Multi-core cable will also be help by the serrations on the epoxy casing).
- 3) Employs ferrite material which is effective, even at high frequency bands of 300 Mhz and above, to cope with increased clock speeds. Simply by clamping interface cables, data line harnesses and the like, the common mode noise alone can be suppressed without any effect on the signal waveform (when used as a common mode choke).
- 4) An interchangeable non-split core of the same material is also available

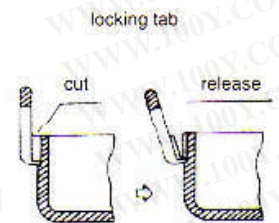


Figure 1

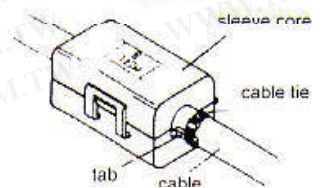
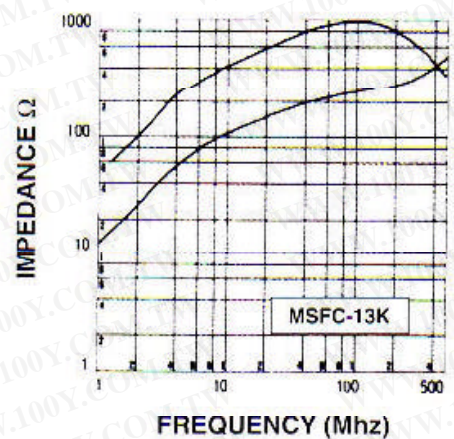
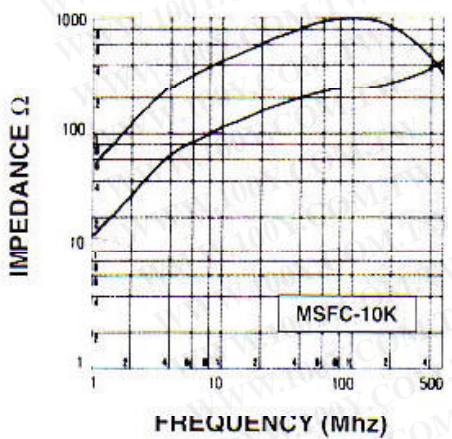
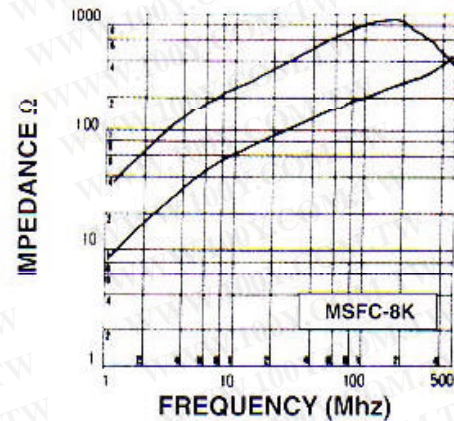
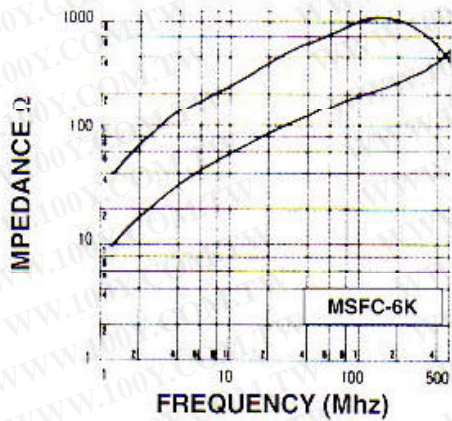
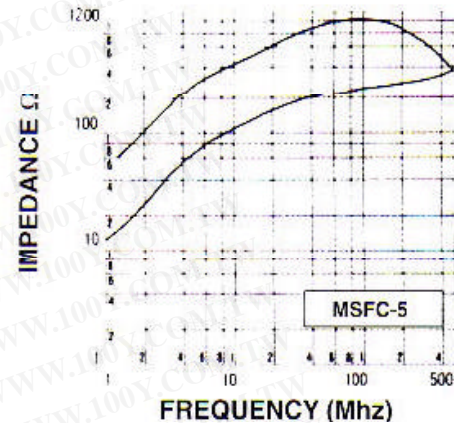
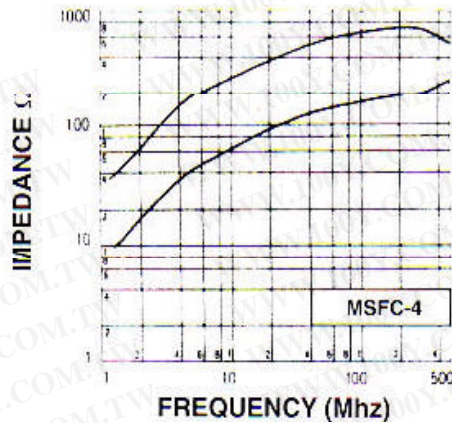


Figure 2

FERRITES

SPLIT SLEEVE CORES WITH PLASTIC CASE (MSFC)



All dimensions shown are for the standard products available. However, other variations can be made to individual customer specifications where required.

勝特力材料 886-3-5753170
勝特力电子(上海) 86-21-34970699
勝特力电子(深圳) 86-755-83298787
[Http://www.100y.com.tw](http://www.100y.com.tw)

IMP. Vs FREQ CHARACTERISTICS (1 Turn/2Turns)