

F93 Series

Resin-Molded Chip, Standard Tantalum J-Lead



FEATURES

- Compliant to the RoHS3 directive 2015/863/EU
- SMD J-Lead
- 100% Surge Current Tested

APPLICATIONS

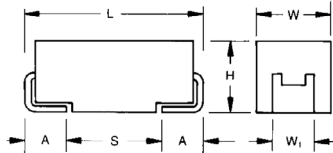
- Low Power DC/DC



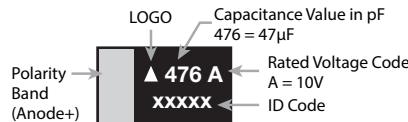
CASE DIMENSIONS: millimeters (inches)

| Code | EIA Code | EIA Metric | L ± 0.20 (0.008) | W + 0.20 (0.008) -0.10 (0.004) | H + 0.20 (0.008) -0.10 (0.004) | W ₁ ± 0.20 (0.008) | A + 0.30 (0.012) -0.20 (0.008) | S Min. |
|------|----------|------------|------------------|--------------------------------|--------------------------------|-------------------------------|--------------------------------|--------------|
| A | 1206 | 3216-18 | 3.20 (0.126) | 1.60 (0.063) | 1.60 (0.063) | 1.20 (0.047) | 0.80 (0.031) | 1.10 (0.043) |
| B | 1210 | 3528-21 | 3.50 (0.138) | 2.80 (0.110) | 1.90 (0.075) | 2.20 (0.087) | 0.80 (0.031) | 1.40 (0.055) |
| C | 2312 | 6032-28 | 6.00 (0.236) | 3.20 (0.126) | 2.60 (0.102) | 2.20 (0.087) | 1.30 (0.051) | 2.90 (0.114) |
| N | 2917 | 7343-31 | 7.30 (0.287) | 4.30 (0.169) | 2.90 (0.114) | 2.40 (0.094) | 1.30 (0.051) | 4.40 (0.173) |

W₁ dimension applies to the termination width for a dimensional area only



A, B, C, N CASE



| | | | | | |
|------|---|-----|---|-----|---|
| 4V | G | 16V | C | 35V | V |
| 6.3V | J | 20V | D | | |
| 10V | A | 25V | E | | |

*Capacitance code of "P" case products are as shown below.

勝特力材料 886-3-5753170
勝特力电子(上海) 86-21-34970699
勝特力电子(深圳) 86-755-83298787
[Http://www.100y.com.tw](http://www.100y.com.tw)

HOW TO ORDER

- F93**
Type
- 1A**
Rated Voltage
- 106**
Capacitance Code
pF code: 1st two digits represent significant figures, 3rd digit represents multiplier (number of zeros to follow)
- M**
Tolerance
K = ±10%
M = ±20%
- A**
Case Size
See table above
- Packaging
See Tape & Reel Packaging Section

TECHNICAL SPECIFICATIONS

| | |
|--|---|
| Category Temperature Range | -55 to +125°C |
| Rated Temperature | +85°C |
| Capacitance Tolerance | ±20%, ±10% at 120Hz |
| Dissipation Factor | Refer to next page |
| ESR 100kHz | Refer to next page |
| Leakage Current | After 1 minute's application of rated voltage, leakage current at 20°C is not more than 0.01CV or 0.5µA, whichever is greater. After 1 minute's application of rated voltage, leakage current at 85°C is not more than 0.1CV or 5µA, whichever is greater. After 1 minute's application of derated voltage, leakage current at 125°C is not more than 0.125CV or 6.3µA, whichever is greater. |
| Capacitance Change By Temperature | +15% Max. at +125°C +10% Max. at +85°C -10% Max. at -55°C |

F93 Series

Resin-Molded Chip, Standard Tantalum J-Lead



勝特力材料 886-3-5753170
 勝特力电子(上海) 86-21-34970699
 勝特力电子(深圳) 86-755-83298787
[Http://www.100y.com.tw](http://www.100y.com.tw)

CAPACITANCE AND RATED VOLTAGE RANGE (LETTER DENOTES CASE SIZE)

| Capacitance | | Rated Voltage | | | | | | |
|-------------|------|---------------|-----------|----------|-----------------------|----------|----------|----------|
| μF | Code | 4V (0G) | 6.3V (0J) | 10V (1A) | 16V (1C) | 20V (1D) | 25V (1E) | 35V (1V) |
| 0.33 | 334 | | | | | | | A |
| 0.47 | 474 | | | | | | | A |
| 0.68 | 684 | | | | | | | A |
| 1.0 | 105 | | | | A | | A | A |
| 1.5 | 155 | | | | | | A | A |
| 2.2 | 225 | | | | A | A | A | A/B |
| 3.3 | 335 | | | | A | A | A | B |
| 4.7 | 475 | | | A | A | A/B | A/B | B/C |
| 6.8 | 685 | | | A | A | A/B | | C |
| 10 | 106 | | A | A | A/B | B | B/C | C |
| 15 | 156 | | A | A | B | C | C | N |
| 22 | 226 | A | A | A/B | A ^(M) /B/C | B/C | C/N | N |
| 33 | 336 | A | A | A/B | B/C | C/N | N | N |
| 47 | 476 | A | A/B | A/B/C | C/N | C/N | N | |
| 68 | 686 | A | B | B/C | C/N | | | |
| 100 | 107 | A/B | A/B/C | B/C/N | C/N | N | | |
| 150 | 157 | B | B/C | C/N | N | | | |
| 220 | 227 | B/C | B/C/N | C/N | N | | | |
| 330 | 337 | C | N | N | | | | |
| 470 | 477 | N | N | | | | | |
| 680 | 687 | N | N | | | | | |

Released ratings (M tolerance only)

Please contact to your local KYOCERA AVX sales office when these series are being designed in your application.

RATINGS & PART NUMBER REFERENCE

| Part Number | Case Size | Capacitance (μF) | Rated Voltage (V) | DCL (μA) | DF @ 120Hz (%) | ESR @ 100kHz (Ω) | 100kHz RMS Current (mA) | | | *1 ΔC/C (%) | MSL |
|-----------------|-----------|------------------|-------------------|----------|----------------|------------------|-------------------------|------|-------|-------------|-----|
| | | | | | | | 25°C | 85°C | 125°C | | |
| 4 Volt | | | | | | | | | | | |
| F930G226#AA | A | 22 | 4 | 0.9 | 6 | 2.5 | 173 | 156 | 69 | * | 1 |
| F930G336#AA | A | 33 | 4 | 1.3 | 8 | 2.5 | 173 | 156 | 69 | * | 1 |
| F930G476#AA | A | 47 | 4 | 1.9 | 18 | 2.5 | 173 | 156 | 69 | * | 1 |
| F930G686#AA | A | 68 | 4 | 2.7 | 24 | 2.5 | 173 | 156 | 69 | * | 1 |
| F930G107#AA | A | 100 | 4 | 4.0 | 30 | 2.0 | 194 | 174 | 77 | * | 1 |
| F930G107#BA | B | 100 | 4 | 4.0 | 14 | 0.9 | 307 | 277 | 123 | * | 1 |
| F930G157#BA | B | 150 | 4 | 6.0 | 16 | 0.7 | 348 | 314 | 139 | * | 1 |
| F930G227#BA | B | 220 | 4 | 8.8 | 18 | 0.7 | 348 | 314 | 139 | * | 1 |
| F930G227#CC | C | 220 | 4 | 8.8 | 12 | 0.7 | 396 | 357 | 159 | * | 1 |
| F930G337#CC | C | 330 | 4 | 13.2 | 14 | 0.7 | 396 | 357 | 159 | * | 1 |
| F930G477#NC | N | 470 | 4 | 18.8 | 16 | 0.3 | 707 | 636 | 283 | * | 1 |
| F930G687#NC | N | 680 | 4 | 27.2 | 18 | 0.3 | 707 | 636 | 283 | * | 1 |
| 6.3 Volt | | | | | | | | | | | |
| F930J106#AA | A | 10 | 6.3 | 0.6 | 6 | 3.0 | 158 | 142 | 63 | * | 1 |
| F930J156#AA | A | 15 | 6.3 | 0.9 | 6 | 2.9 | 161 | 145 | 64 | * | 1 |
| F930J226#AA | A | 22 | 6.3 | 1.4 | 8 | 2.5 | 173 | 156 | 69 | * | 1 |
| F930J336#AA | A | 33 | 6.3 | 2.1 | 8 | 2.5 | 173 | 156 | 69 | * | 1 |
| F930J476#AA | A | 47 | 6.3 | 3.0 | 18 | 2.5 | 173 | 156 | 69 | * | 1 |
| F930J476#BA | B | 47 | 6.3 | 3.0 | 6 | 1.0 | 292 | 262 | 117 | * | 1 |
| F930J686#BA | B | 68 | 6.3 | 4.3 | 8 | 1.0 | 292 | 262 | 117 | * | 1 |
| F930J107#AA | A | 100 | 6.3 | 6.3 | 35 | 2.0 | 194 | 174 | 77 | ±15 | 1 |
| F930J107#BA | B | 100 | 6.3 | 6.3 | 14 | 0.9 | 307 | 277 | 123 | * | 1 |
| F930J107#CC | C | 100 | 6.3 | 6.3 | 8 | 0.7 | 396 | 357 | 159 | * | 1 |
| F930J157#BA | B | 150 | 6.3 | 9.5 | 18 | 0.9 | 307 | 277 | 123 | * | 1 |
| F930J157#CC | C | 150 | 6.3 | 9.5 | 12 | 0.7 | 396 | 357 | 159 | * | 1 |
| F930J227#BA | B | 220 | 6.3 | 13.9 | 30 | 1.2 | 266 | 240 | 106 | ±15 | 3 |
| F930J227#CC | C | 220 | 6.3 | 13.9 | 14 | 0.7 | 396 | 357 | 159 | * | 1 |
| F930J227#NC | N | 220 | 6.3 | 13.9 | 10 | 0.5 | 548 | 493 | 219 | * | 1 |
| F930J337#NC | N | 330 | 6.3 | 20.8 | 14 | 0.5 | 548 | 493 | 219 | * | 1 |
| F930J477#NC | N | 470 | 6.3 | 29.6 | 16 | 0.3 | 707 | 636 | 283 | * | 1 |
| F930J687#NC | N | 680 | 6.3 | 42.8 | 40 | 0.3 | 707 | 636 | 283 | ±15 | 3 |
| 10 Volt | | | | | | | | | | | |
| F931A475#AA | A | 4.7 | 10 | 0.5 | 6 | 4.0 | 137 | 123 | 55 | * | 1 |
| F931A685#AA | A | 6.8 | 10 | 0.7 | 6 | 3.5 | 146 | 132 | 59 | * | 1 |
| F931A106#AA | A | 10 | 10 | 1.0 | 6 | 3.0 | 158 | 142 | 63 | * | 1 |
| F931A156#AA | A | 15 | 10 | 1.5 | 8 | 2.9 | 161 | 145 | 64 | * | 1 |
| F931A226#AA | A | 22 | 10 | 2.2 | 12 | 2.5 | 173 | 156 | 69 | * | 1 |

F93 Series

Resin-Molded Chip, Standard Tantalum J-Lead



勝特力材料 886-3-5753170
 勝特力电子(上海) 86-21-34970699
 勝特力电子(深圳) 86-755-83298787
[Http://www.100y.com.tw](http://www.100y.com.tw)

RATINGS & PART NUMBER REFERENCE

| Part Number | Case Size | Capacitance (µF) | Rated Voltage (V) | DCL (µA) | DF @ 120Hz (%) | ESR @ 100kHz (Ω) | 100kHz RMS Current (mA) | | | *1 ΔC/C (%) | MSL |
|----------------|-----------|------------------|-------------------|----------|----------------|------------------|-------------------------|------|-------|-------------|-----|
| | | | | | | | 25°C | 85°C | 125°C | | |
| F931A226#BA | B | 22 | 10 | 2.2 | 6 | 1.9 | 212 | 190 | 85 | * | 1 |
| F931A336#AA | A | 33 | 10 | 3.3 | 18 | 2.5 | 173 | 156 | 69 | * | 1 |
| F931A336#BA | B | 33 | 10 | 3.3 | 8 | 1.4 | 246 | 222 | 99 | * | 1 |
| F931A476#AA | A | 47 | 10 | 4.7 | 40 | 2.0 | 194 | 174 | 77 | ±15 | 1 |
| F931A476#BA | B | 47 | 10 | 4.7 | 8 | 1.0 | 292 | 262 | 117 | * | 1 |
| F931A476#CC | C | 47 | 10 | 4.7 | 6 | 0.9 | 350 | 315 | 140 | * | 1 |
| F931A686#BA | B | 68 | 10 | 6.8 | 12 | 0.9 | 307 | 277 | 123 | ±15 | 1 |
| F931A686#CC | C | 68 | 10 | 6.8 | 8 | 0.8 | 371 | 334 | 148 | * | 1 |
| F931A107#BA | B | 100 | 10 | 10.0 | 18 | 1.2 | 266 | 240 | 106 | ±15 | 1 |
| F931A107#CC | C | 100 | 10 | 10.0 | 10 | 0.7 | 396 | 357 | 159 | * | 1 |
| F931A107#NC | N | 100 | 10 | 10.0 | 8 | 0.6 | 500 | 450 | 200 | * | 3 |
| F931A157#CC | C | 150 | 10 | 15.0 | 14 | 0.7 | 396 | 357 | 159 | * | 1 |
| F931A157#NC | N | 150 | 10 | 15.0 | 10 | 0.6 | 500 | 450 | 200 | * | 1 |
| F931A227#CC | C | 220 | 10 | 22.0 | 40 | 0.9 | 350 | 315 | 140 | ±15 | 1 |
| F931A227#NC | N | 220 | 10 | 22.0 | 12 | 0.5 | 548 | 493 | 219 | * | 3 |
| F931A337#NC | N | 330 | 10 | 33.0 | 18 | 0.5 | 548 | 493 | 219 | * | 1 |
| 16 Volt | | | | | | | | | | | |
| F931C105#AA | A | 1 | 16 | 0.5 | 4 | 7.5 | 100 | 90 | 40 | * | 1 |
| F931C225#AA | A | 2.2 | 16 | 0.5 | 4 | 5.0 | 122 | 110 | 49 | * | 1 |
| F931C335#AA | A | 3.3 | 16 | 0.5 | 4 | 4.5 | 129 | 116 | 52 | * | 1 |
| F931C475#AA | A | 4.7 | 16 | 0.8 | 6 | 4.0 | 137 | 123 | 55 | * | 1 |
| F931C685#AA | A | 6.8 | 16 | 1.1 | 6 | 3.5 | 146 | 132 | 59 | * | 1 |
| F931C106#AA | A | 10 | 16 | 1.6 | 6 | 3.0 | 158 | 142 | 63 | * | 1 |
| F931C106#BA | B | 10 | 16 | 1.6 | 6 | 2.0 | 206 | 186 | 82 | * | 1 |
| F931C156#BA | B | 15 | 16 | 2.4 | 6 | 2.0 | 206 | 186 | 82 | * | 1 |
| F931C226#AA | A | 22 | 16 | 3.5 | 15 | 3.0 | 158 | 142 | 63 | ±15 | 1 |
| F931C226#BA | B | 22 | 16 | 3.5 | 8 | 1.9 | 212 | 190 | 85 | * | 1 |
| F931C226#CC | C | 22 | 16 | 3.5 | 6 | 1.1 | 316 | 285 | 126 | * | 1 |
| F931C336#BA | B | 33 | 16 | 5.3 | 8 | 1.9 | 212 | 190 | 85 | * | 1 |
| F931C336#CC | C | 33 | 16 | 5.3 | 6 | 1.1 | 316 | 285 | 126 | * | 1 |
| F931C476#CC | C | 47 | 16 | 7.5 | 8 | 0.9 | 350 | 315 | 140 | * | 1 |
| F931C476#NC | N | 47 | 16 | 7.5 | 6 | 0.7 | 463 | 417 | 185 | * | 1 |
| F931C686#CC | C | 68 | 16 | 10.9 | 10 | 0.8 | 371 | 334 | 148 | ±10 | 1 |
| F931C686#NC | N | 68 | 16 | 10.9 | 6 | 0.6 | 500 | 450 | 200 | * | 1 |
| F931C107#CC | C | 100 | 16 | 16.0 | 15 | 0.7 | 396 | 357 | 159 | ±10 | 1 |
| F931C107#NC | N | 100 | 16 | 16.0 | 10 | 0.6 | 500 | 450 | 200 | * | 3 |
| F931C157#NC | N | 150 | 16 | 24.0 | 15 | 0.6 | 500 | 450 | 200 | * | 1 |
| F931C227#NC | N | 220 | 16 | 35.2 | 25 | 0.7 | 463 | 417 | 185 | ±10 | 3 |
| 20 Volt | | | | | | | | | | | |
| F931D225#AA | A | 2.2 | 20 | 0.5 | 4 | 5.0 | 122 | 110 | 49 | * | 1 |
| F931D335#AA | A | 3.3 | 20 | 0.7 | 4 | 4.5 | 129 | 116 | 52 | * | 1 |
| F931D475#AA | A | 4.7 | 20 | 0.9 | 6 | 3.0 | 158 | 142 | 63 | * | 1 |
| F931D475#BA | B | 4.7 | 20 | 0.9 | 6 | 2.8 | 174 | 157 | 70 | * | 1 |
| F931D685#AA | A | 6.8 | 20 | 1.4 | 6 | 3.5 | 146 | 132 | 59 | * | 1 |
| F931D685#BA | B | 6.8 | 20 | 1.4 | 6 | 2.5 | 184 | 166 | 74 | * | 1 |
| F931D106#BA | B | 10 | 20 | 2.0 | 6 | 2.1 | 201 | 181 | 80 | * | 1 |
| F931D156#CC | C | 15 | 20 | 3.0 | 6 | 1.2 | 303 | 272 | 121 | * | 1 |
| F931D226#BA | B | 22 | 20 | 4.4 | 8 | 1.9 | 212 | 190 | 85 | * | 1 |
| F931D226#CC | C | 22 | 20 | 4.4 | 8 | 1.1 | 316 | 285 | 126 | * | 1 |
| F931D336#CC | C | 33 | 20 | 6.6 | 8 | 1.1 | 316 | 285 | 126 | * | 1 |
| F931D336#NC | N | 33 | 20 | 6.6 | 6 | 0.7 | 463 | 417 | 185 | * | 1 |
| F931D476#CC | C | 47 | 20 | 9.4 | 10 | 1.1 | 316 | 285 | 126 | * | 1 |
| F931D476#NC | N | 47 | 20 | 9.4 | 8 | 0.7 | 463 | 417 | 185 | * | 1 |
| F931D107#NC | N | 100 | 20 | 20.0 | 12 | 0.5 | 548 | 493 | 219 | ±10 | 3 |
| 25 Volt | | | | | | | | | | | |
| F931E105#AA | A | 1 | 25 | 0.5 | 4 | 7.5 | 100 | 90 | 40 | * | 1 |
| F931E155#AA | A | 1.5 | 25 | 0.5 | 4 | 6.7 | 106 | 95 | 42 | * | 1 |
| F931E225#AA | A | 2.2 | 25 | 0.6 | 6 | 6.3 | 109 | 98 | 44 | * | 1 |
| F931E335#AA | A | 3.3 | 25 | 0.8 | 6 | 6.0 | 112 | 101 | 45 | * | 1 |
| F931E475#AA | A | 4.7 | 25 | 1.2 | 8 | 4.0 | 137 | 123 | 55 | * | 1 |
| F931E475#BA | B | 4.7 | 25 | 1.2 | 6 | 2.8 | 174 | 157 | 70 | * | 1 |
| F931E106#BA | B | 10 | 25 | 2.5 | 12 | 1.9 | 212 | 190 | 85 | * | 1 |
| F931E106#CC | C | 10 | 25 | 2.5 | 6 | 1.5 | 271 | 244 | 108 | * | 1 |
| F931E156#CC | C | 15 | 25 | 3.8 | 8 | 1.2 | 303 | 272 | 121 | * | 1 |
| F931E226#CC | C | 22 | 25 | 5.5 | 8 | 1.1 | 316 | 285 | 126 | * | 1 |
| F931E226#NC | N | 22 | 25 | 5.5 | 6 | 0.7 | 463 | 417 | 185 | * | 1 |
| F931E336#NC | N | 33 | 25 | 8.3 | 8 | 0.7 | 463 | 417 | 185 | * | 1 |
| F931E476#NC | N | 47 | 25 | 11.8 | 8 | 0.7 | 463 | 417 | 185 | * | 1 |
| F931E226#NC | N | 22 | 25 | 5.5 | 6 | 0.7 | 463 | 417 | 185 | * | 1 |
| F931E336#NC | N | 33 | 25 | 8.3 | 8 | 0.7 | 463 | 417 | 185 | * | 1 |
| F931E476#NC | N | 47 | 25 | 11.8 | 8 | 0.7 | 463 | 417 | 185 | * | 1 |
| 35 Volt | | | | | | | | | | | |

F93 Series

Resin-Molded Chip, Standard Tantalum J-Lead

RATINGS & PART NUMBER REFERENCE

| Part Number | Case Size | Capacitance (μF) | Rated Voltage (V) | DCL (μA) | DF @ 120Hz (%) | ESR @ 100kHz (Ω) | 100kHz RMS Current (mA) | | | *1 ΔC/C (%) | MSL |
|-------------|-----------|------------------|-------------------|----------|----------------|------------------|-------------------------|------|-------|-------------|-----|
| | | | | | | | 25°C | 85°C | 125°C | | |
| F931V334#AA | A | 0.33 | 35 | 0.5 | 4 | 12.0 | 79 | 71 | 32 | * | 1 |
| F931V474#AA | A | 0.47 | 35 | 0.5 | 4 | 10.0 | 87 | 78 | 35 | * | 1 |
| F931V684#AA | A | 0.68 | 35 | 0.5 | 4 | 7.6 | 99 | 89 | 40 | * | 1 |
| F931V105#AA | A | 1 | 35 | 0.5 | 4 | 7.5 | 100 | 90 | 40 | * | 1 |
| F931V155#AA | A | 1.5 | 35 | 0.5 | 6 | 7.5 | 100 | 90 | 40 | * | 1 |
| F931V225#AA | A | 2.2 | 35 | 0.8 | 6 | 7.0 | 104 | 93 | 41 | * | 1 |
| F931V225#BA | B | 2.2 | 35 | 0.8 | 4 | 3.8 | 150 | 135 | 60 | * | 1 |
| F931V335#BA | B | 3.3 | 35 | 1.2 | 4 | 3.5 | 156 | 140 | 62 | * | 1 |
| F931V475#BA | B | 4.7 | 35 | 1.6 | 8 | 3.1 | 166 | 149 | 66 | * | 1 |
| F931V475#CC | C | 4.7 | 35 | 1.6 | 6 | 1.8 | 247 | 222 | 99 | * | 1 |
| F931V685#CC | C | 6.8 | 35 | 2.4 | 6 | 1.8 | 247 | 222 | 99 | * | 1 |
| F931V106#CC | C | 10 | 35 | 3.5 | 6 | 1.6 | 262 | 236 | 105 | * | 1 |
| F931V156#NC | N | 15 | 35 | 5.3 | 6 | 0.7 | 463 | 417 | 185 | * | 1 |
| F931V226#NC | N | 22 | 35 | 7.7 | 8 | 0.7 | 463 | 417 | 185 | * | 1 |
| F931V336#NC | N | 33 | 35 | 11.6 | 8 | 0.7 | 463 | 417 | 185 | * | 1 |

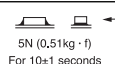
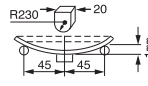
*1: ΔC/C Marked "**"

#: "M" for ±20% tolerance, "K" for ±10% tolerance.
Moisture Sensitivity Level (MSL) is defined according to J-STD-020.

| Item | All Case (%) |
|---------------------------|--------------|
| Damp Heat | ±10 |
| Temperature cycles | ±5 |
| Resistance soldering heat | ±5 |
| Surge | ±5 |
| Endurance | ±10 |

勝特力材料 886-3-5753170
勝特力电子(上海) 86-21-34970699
勝特力电子(深圳) 86-755-83298787
[Http://www.100y.com.tw](http://www.100y.com.tw)

QUALIFICATION TABLE

| TEST | F93 series (Temperature range -55°C to +125°C) | |
|-------------------------------------|--|--|
| | Condition | |
| Damp Heat (Steady State) | At 40°C, 90 to 95% R.H., 500 hours (No voltage applied) Capacitance Change Refer to the table above (*1) Dissipation Factor Initial specified value or less Leakage Current Initial specified value or less | |
| Temperature Cycles | -55°C / +125°C, 30 minutes each, 5 cycles Capacitance Change Refer to the table above (*1) Dissipation Factor Initial specified value or less Leakage Current Initial specified value or less | |
| Resistance to Soldering Heat | 10 seconds reflow at 260°C, 5 seconds immersion at 260°C. Capacitance Change Refer to the table above (*1) Dissipation Factor Initial specified value or less Leakage Current Initial specified value or less | |
| Surge | After application of surge voltage in series with a 33Ω resistor at the rate of 30 seconds ON, 30 seconds OFF, for 1000 successive test cycles at 85°C, capacitors shall meet the characteristic requirements in the table above. Capacitance Change Refer to the table above (*1) Dissipation Factor Initial specified value or less Leakage Current Initial specified value or less | |
| Endurance | After 2000 hours' application of rated voltage in series with a 3Ω resistor at 85°C, or derated voltage in series with a 3Ω resistor at 125°C, capacitors shall meet the characteristic requirements in the table above. Capacitance Change Refer to the table above (*1) Dissipation Factor Initial specified value or less Leakage Current Initial specified value or less | |
| Shear Test | After applying the pressure load of 5N for 10±1 seconds horizontally to the center of capacitor side body which has no electrode and has been soldered beforehand on a substrate, there shall be found neither exfoliation nor its sign at the terminal electrode.  | |
| Terminal Strength | Keeping a capacitor surface-mounted on a substrate upside down and supporting the substrate at both of the opposite bottom points 45mm apart from the center of capacitor, the pressure strength is applied with a specified jig at the center of substrate so that the substrate may bend by 1mm as illustrated. Then, there shall be found no remarkable abnormality on the capacitor terminals.  | |
| Failure Rate | 1% per 1000 hours at 85°C, V _R with 0.1Ω/V series impedance, 60% confidence level. | |

We can supply the type of compliance to AEC-Q200. Please contact to your local KYOCERA AVX sales office when these series are being designed in your application.

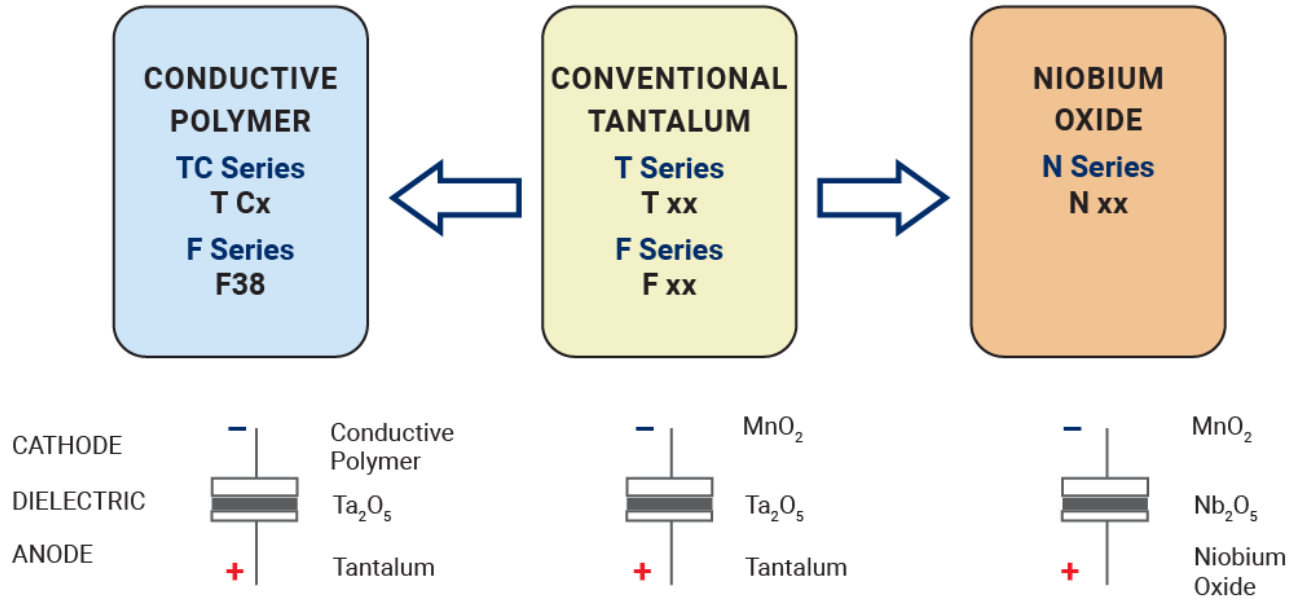
F93 Series

Resin-Molded Chip, Standard Tantalum J-Lead


勝特力材料 886-3-5753170
 勝特力电子(上海) 86-21-34970699
 勝特力电子(深圳) 86-755-83298787
[Http://www.100y.com.tw](http://www.100y.com.tw)



SOLID ELECTROLYTIC CAPACITOR ROADMAP



FIVE CAPACITOR CONSTRUCTION STYLES



SERIES LINE UP: CONVENTIONAL SMD MnO₂

