

Assembly of other products using:
body/contact assemblies: see page 44
accessories: see pages 63 and 64

Control and signalling units Ø 22

Harmony® XB4, metal

Emergency stop devices

Conforming to EN/IEC 60204-1 and

EN/ISO 13850:2006 and Machinery Directive 98/37/EC

勝特力材料 886-3-5753170
勝特力电子(上海) 86-21-34970699
勝特力电子(深圳) 86-755-83298787
Http://www.100y.com.tw




Mushroom head Emergency stop trigger action and mechanical latching pushbuttons conform to standards EN/IEC 60204-1 and EN/ISO 13850:2006, to Machinery Directive 98/37/EC and to standard EN/IEC 60947-5-5. Please consult your Regional Sales Office for a full explanation of these standards and directives.

Emergency stop trigger action and mechanical latching pushbuttons (1) (2)




Screw clamp terminal connections (Schneider Electric anti-retightening system)

Shape of head	Type of reset	Type of contact		Push		Reference	Weight kg
		N/O	N/C	Ø (mm)	Colour		

Complete units

	Push-pull	1	1	40	Red	XB4 BT845 (ZB4 BZ105 + ZB4 BT84)	0.136
	Turn to release	1	1	40	Red	XB4 BS8445 (ZB4 BZ105 + ZB4 BS844)	0.130
		-	2	40	Red	XB4 BS8444 (ZB4 BZ104 + ZB4 BS844)	0.130
		1	2	40	Red	XB4 BS84441 (ZB4 BZ141 + ZB4 BS844)	0.140
	Key release (key n° 455)	1	1	40	Red	XB4 BS9445 (ZB4 BZ105 + ZB4 BS944)	0.170

Heads only

Shape of head	Type of reset	Push		Reference	Weight kg
		Ø mm	Colour		
	Push-pull	30	Red	ZB4 BT844 ▲	0.078
		40	Red	ZB4 BT84	0.078
		60	Red	ZB4 BX84	0.098
	Turn to release	30	Red	ZB4 BS834	0.068
		40	Red	ZB4 BS844	0.073
		60	Red	ZB4 BS864	0.093
	Key release (key n° 455) 2 keys included with head (5)	30	Red	ZB4 BS934	0.094
		40	Red	ZB4 BS944 (4)	0.098
		60	Red	ZB4 BS964	0.118

Bellows for harsh environments (IP 69K)


For use in	Material	Colour	Sold in lots of	Unit reference	Weight kg
Environments subject to humidity, dust, high pressure cleaning, etc.	Silicone	Red	2	ZBZ 48	0.009
	EPDM	Black	2	ZBZ 28	0.009
		Yellow	2	ZBZ 58	0.009

Heads with black metal bezel

To order, add a figure 7 to the references selected above.
Example: **ZB4 BT844** becomes **ZB4 BT8447**.

(1) Recommended maximum number of contacts constituting the body (fixing collar + contact) associated with the head, see page 18

(2) It is recommended that a legend or yellow background is used.

(3) The symbol  indicates key withdrawal position(s).

(4) Other key numbers:

- key n° 421E: add suffix **12** to the reference.
- key n° 458A: add suffix **10** to the reference.
- key n° 520E: add suffix **14** to the reference.
- key n° 3131A: add suffix **20** to the reference.
- key n° 4A185: add suffix **D** to the reference.

Example: To order a Ø 40 red mushroom head for a trigger action and mechanical latching Emergency stop pushbutton, with release by key n° 421E, the reference becomes: **ZB4 BS94412**.

(5) For specific keys with other numbers, please consult your Regional Sales Office.




XB4 BT845



XB4 BS9445



ZB4 BS834



ZBZ 48

▲ Available:
1st quarter 2009.

General :
page 6

Characteristics :
page 14

Dimensions :
page 68