

SPECIFICATIONS:

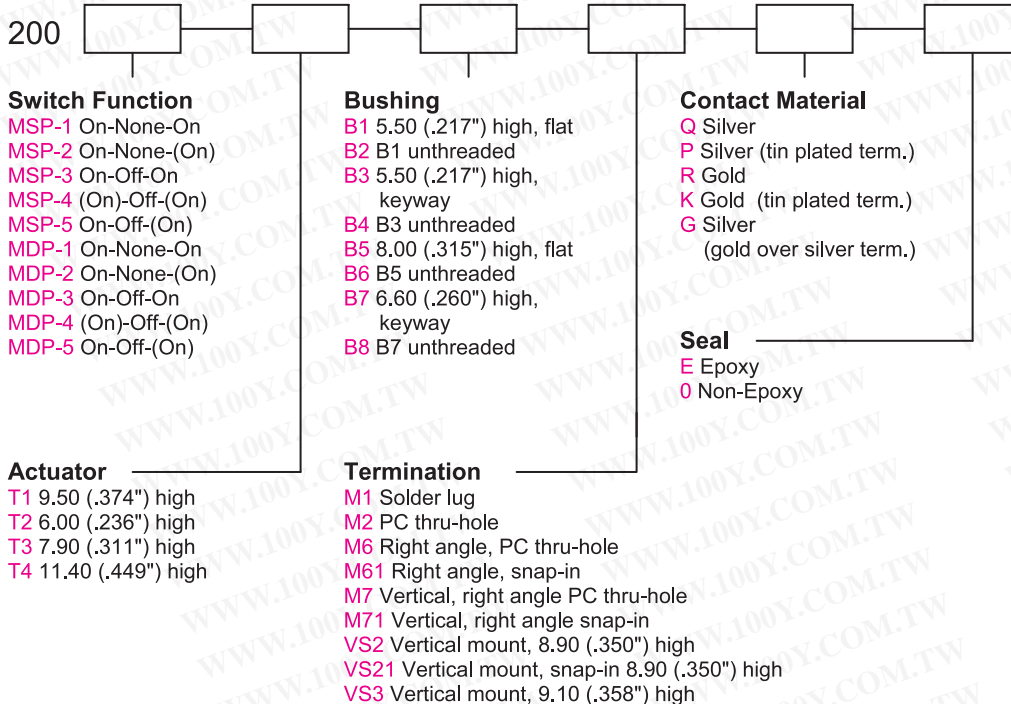
CONTACT RATING: Refer to "Contact Material Options" for more info.
 ELECTRICAL LIFE: 30,000 make-and-break cycles at full load.
 CONTACT RESISTANCE: 20mΩ max. initial @2-4VDC
 100mA for both silver and gold plated contacts.
 INSULATION RESISTANCE: 1,000MΩ min.
 DIELECTRIC STRENGTH: 1,500V RMS @ sea level.
 OPERATING TEMPERATURE: -30°C to +85°C.

MATERIALS:

CASE: Diallyl phthalate (DAP)(UL 94V-0).
 TOGGLE HANDLE: Brass, chrome plated.
 BUSHING: Brass, nickel plated.
 HOUSING: Stainless steel.
 SWITCH SUPPORT: Brass, tin plated.
 TERMINAL SEAL: Epoxy.

If your preferred product configuration is not shown, please contact our sales representative for custom design.

HOW TO ORDER SYSTEM



勝特力材料 886-3-5753170
 勝特力电子(上海) 86-21-34970699
 勝特力电子(深圳) 86-755-83298787
[Http://www.100y.com.tw](http://www.100y.com.tw)

Series 200

Sub-Miniature Toggle Switches

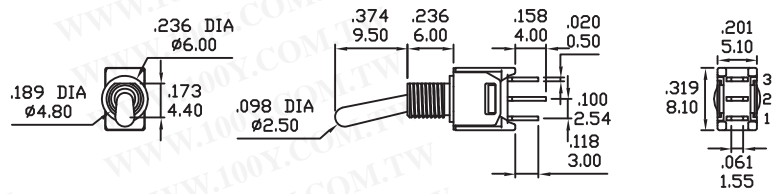
SPDT



Model No.	Switching Position		
MSP-1	ON	NONE	ON
MSP-2	ON	NONE	(ON)
MSP-3	ON	OFF	ON
MSP-4	(ON)	OFF	(ON)
MSP-5	ON	OFF	(ON)
Term. Comm.	2-3	OPEN	2-1

Schematic

O2Comm.



DPDT

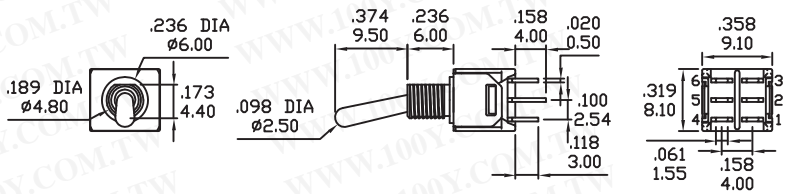


Model No.	Switching Position		
MDP-1	ON	NONE	ON
MDP-2	ON	NONE	(ON)
MDP-3	ON	OFF	ON
MDP-4	(ON)	OFF	(ON)
MDP-5	ON	OFF	(ON)
Term. Comm.	2-3,5-6	OPEN	2-1,5-4

Schematic

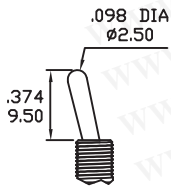
O2Comm.

O5Comm.

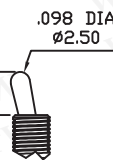


ACTUATOR OPTIONS

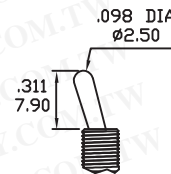
T1



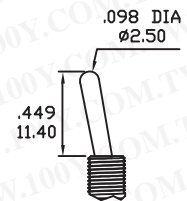
T2



T3



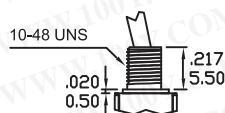
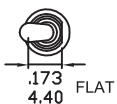
T4



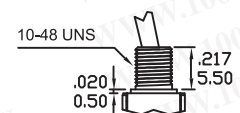
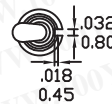
* Actuator length shown above is with B1 bushing M1 and M2 terminals.
* please consult us for detailed spec on specific item.

BUSHING OPTIONS

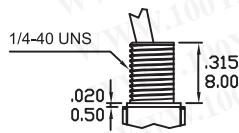
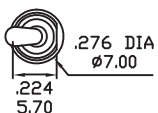
B1 THD
B2 NON-THD



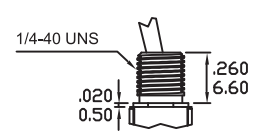
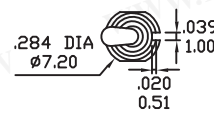
B3 THD
B4 NON-THD



B5 THD
B6 NON-THD



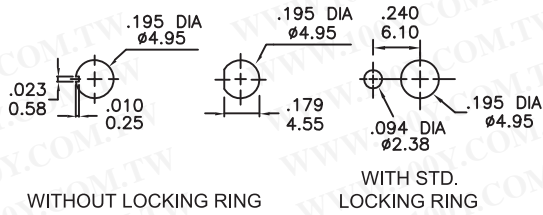
B7 THD
B8 NON-THD



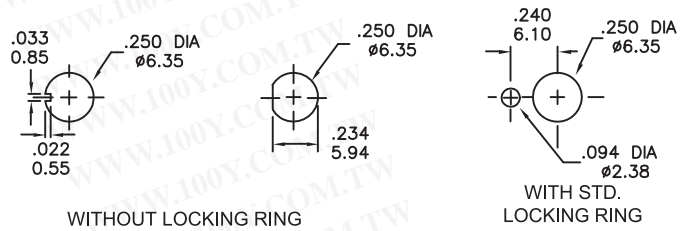
() =MOMENTARY

PANEL MOUNTING

10-48 INCH BUSHING

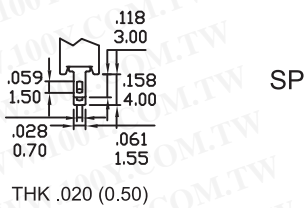


1/4 INCH BUSHING

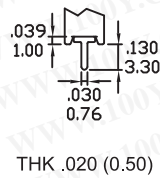


TERMINATION OPTIONS

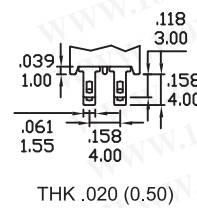
M1 STD. SOLDER LUG



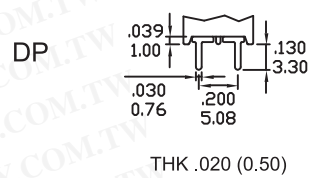
M2 PC THRU-HOLE



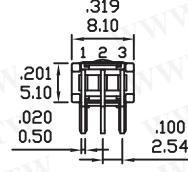
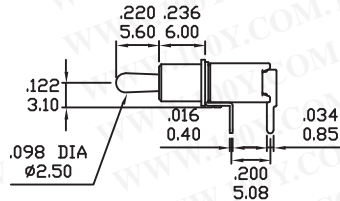
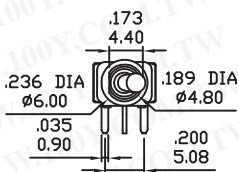
M1 STD. SOLDER LUG



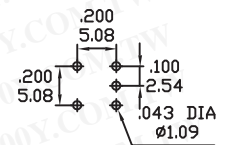
M2 PC THRU-HOLE



M6

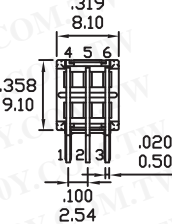
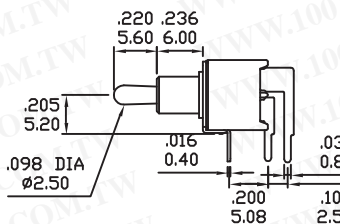
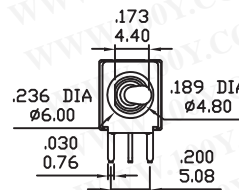



P.C.MOUNTING

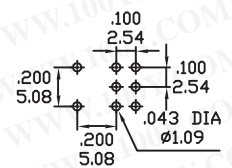


SPDT

M6

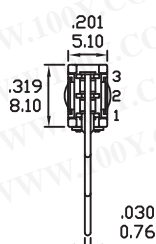
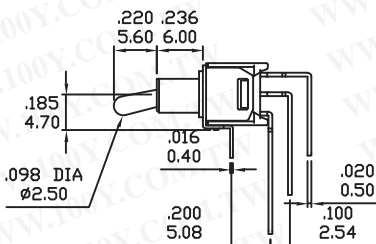
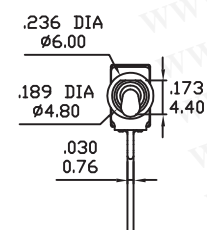


P.C.MOUNTING

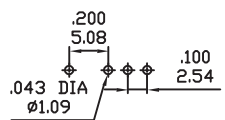


DPDT

M7



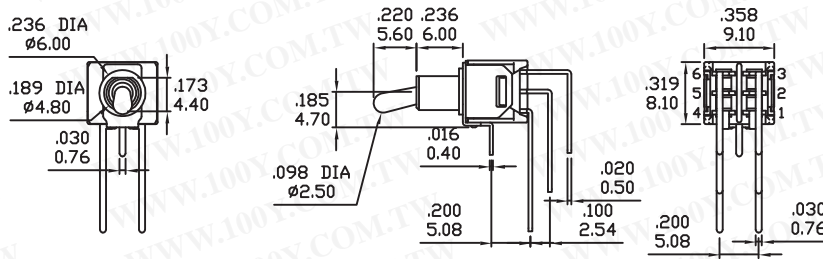

P.C.MOUNTING



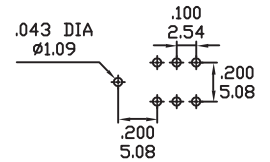
SPDT

TERMINATION OPTIONS

M7

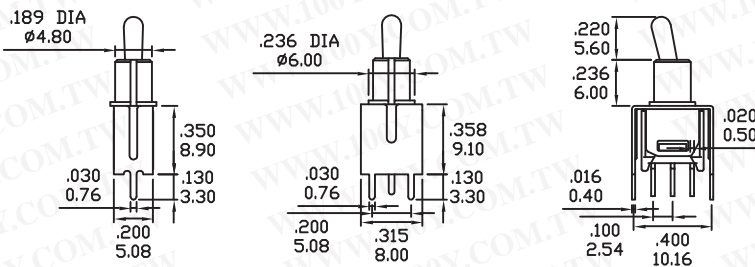


P.C.MOUNTING

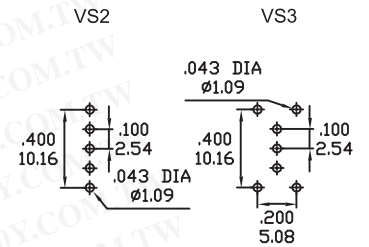


DPDT

VS2-VS3

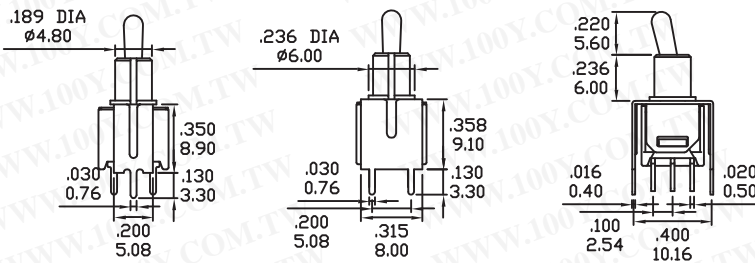


P.C.MOUNTING

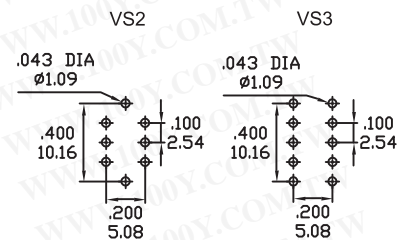


SPDT

VS2-VS3



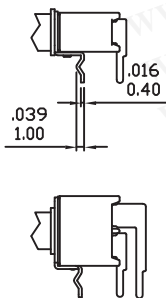
P.C.MOUNTING



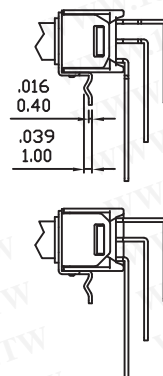
DPDT

SNAP-IN TERMINATION OPTIONS

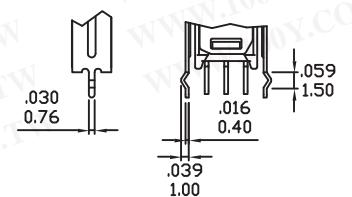
M61



M71



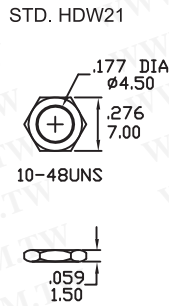
VS21



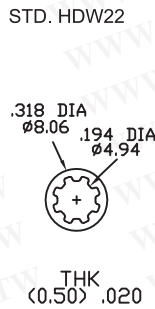
* PC Mounting for M61,M71,VS21 refer to M6,M7,VS2 respectively.

HARDWARE

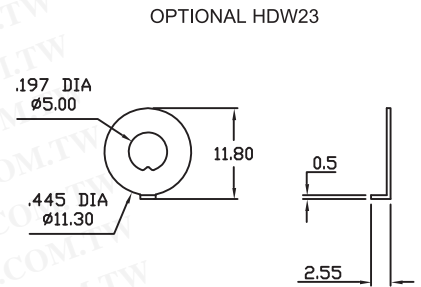
NUT



LOCK WASHER



LOCKING RING



CONTACT MATERIAL OPTIONS

Coding	Contact Material	Terminal Plating	Rating	Agency Approvals
Q	Silver ¹	Silver plated ¹	3Amps @ 125VAC or 28VDC 1.5Amps @ 250VAC	RI®
P		Tin plated ^{5/7}		
R	Gold ²	Gold plated ⁴	0.4VA max @ 20V max (AC or DC)	RI®
K		Tin plated ^{5/6}		
G	Silver ¹	Gold over silver ³	3Amps @ 125VAC or 28VDC 1.5Amps @ 250VAC	RI®

1. Movable Contact / Terminals: Copper alloy, silver plated.
2. Movable Contact: Copper alloy with gold plated over nickel plated.
3. Terminals: Silver plated with outer layer in gold plating.
4. Terminals: Copper alloy, with gold plated over nickel plated.
5. Outer Terminals: Copper alloy with pure tin plated.
6. Terminal Contact: Gold plated over nickel plated.
7. Terminal Contact: Palladium nickel alloy (or Silver) plated.

* P, K not available with M1 terminal.

勝特力材料 886-3-5753170
 胜特力电子(上海) 86-21-34970699
 胜特力电子(深圳) 86-755-83298787
[Http://www.100y.com.tw](http://www.100y.com.tw)