

Dual function counters

Energy and time (AC)

HW 66 / HW 66 M



MID
approved

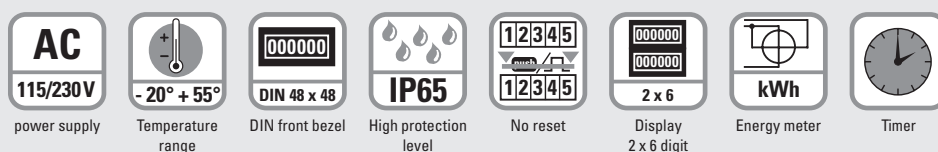


The HW 66 and HW 66 M combination meters consist of an hour meter and an energy meter.

These panel-mounted devices require only a limited installation depth and can be used in a wide variety of application areas. The count pulses can be read out via the SO output.

Additional model:

MID version for applications requiring official calibration.



Product features

- Metering of hours run and energy consumption in one compact device – panel mounting
- Wide temperature range
- Remote readout via SO outputs on request
- Shows both values in parallel
- Easy-to-read display – can also be read if no voltage present

Benefits

- Tamper-proof fixed installation with high degree of protection
- High measuring accuracy
- Can be officially calibrated (MID)

Applications

Dehumidifiers, hire equipment and machinery, air-conditioning, production equipment, current generators

Order specifications

	Voltage	Order-No.	Delivery includes	MID version
HW 66	230 V AC	3.563.201.075 ¹⁾	- Counter	
HW 66	115 V AC	3.563.201.074 ¹⁾	- Gasket	
MID version:			- Mounting clip	
HW 66 M	230 V AC	3.56M.201.075 ¹⁾		



Accessories	Dimensions in mm [inch]	Order-No.
Adapter front bezel, 55 x 55 [2.17 x 2.17]	For cut-out 50 x 50 [1.97 x 1.97] to ø 50.5 [1.99], with clip mounting for counters 48 x 48 [1.89 x 1.89]	black T008171
Adapter front bezel, 60 x 75 [2.36 x 2.95]	For cut-out 50 x 50 [1.97 x 1.97] to cut-out 45 x 45 [1.77 x 1.77] with screw mounting for counters 48 x 48 [1.89 x 1.89]	black T008860
Adapter front bezel, 72 x 72 [2.83 x 2.83]	For cut-out 68 x 68 [2.68 x 2.68] to cut-out 45 x 45 [1.77 x 1.77] Mating clip T009420 must be ordered separately	black T008177
Adapter front bezel, ø 72 [2.83]	For cut-out ø 60 [2.36] to cut-out 45 x 45 [1.77 x 1.77] with clip mounting for counters 48 x 48 [1.89 x 1.89]	black N510226
Adapter front bezel, 55 x 55 [2.17 x 2.17]	For cut-out 50 x 50 [1.97 x 1.97] to cut-out 45 x 45 [1.77 x 1.77] with clip mounting for counters 48 x 48 [1.89 x 1.89] Gasket 58 x 58 [2.28 x 2.28], for cut-out 50.2 x 50.2 [1.98 x 1.98]	black T008853 N511004
Mounting frame with cut-out 50 x 50 [2.36 x 2.36] via separate adapter also for 45 x 45 [1.77 x 1.77]	For snap-on mounting on 35 [1.38] top-hat DIN rail, for counters 48 x 48 [1.89 x 1.89], 53 x 53 [2.09 x 2.09] and 55 x 55 [2.17 x 2.17]	chromated G300003

Suitable gaskets as well as further accessories can be found in the accessories section or in the accessories area of our website at: www.kuebler.com/accessories.

¹⁾ Standard stock model

Energy meters

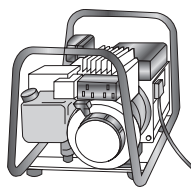
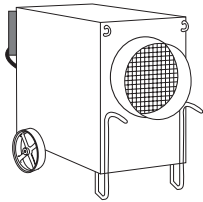
Dual function counters	Energy and time (AC)	HW 66 / HW 66 M
------------------------	----------------------	-----------------

General technical data		
Power supply	115/230 V AC, -20 % / +15 % 50 or 60 Hz	
Digits	2 x 6 digit (single units digit red)	
Height of figures (optical)	4 x 1.7 mm [0.16 x 0.067"]	
Colour of figures	white and red on black	
Operating temperature	-20°C ... +55°C [-4°F ... +131°F] (non-condensing)	
Storage temperature	-25°C ... +65°C [-13°F ... +149°F]	
Housing	DIN panel-mount 48 x 48 mm [1.89 x 1.89"]	
Depth	55 mm [2.17"]	
Norm	EN 50470-1 and EN 50470-3	
Protection	IP65, EN 60529 (front side)	
Connections	screw terminal, touch-safe	
Max. core cross-section	inputs/outputs	2.5 mm ² [AWG 13]
	S0 output	2.5 mm ² [AWG 13]
LED function	LED on	when power supply is connected
	LED blinks	when energy is being measured

Energy meter	
Display	99999.9 kWh
Accuracy	Class B, acc. to MID (for 50 Hz version)
Current	I _B = 5 A, I _{max} = 16 A
Current limits	> 20 mA up to 16 A
Start current	> 20 mA
S0 output	1000 pulses/kWh, 5 ... 30 V DC, I _{max} = 20 mA

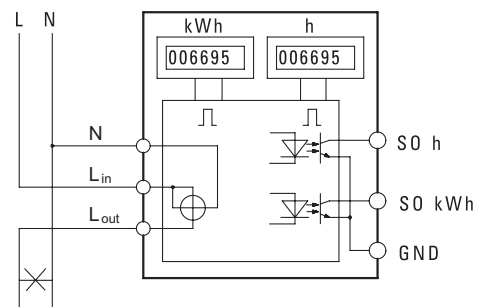
Hour meter	
Display	99999.9 h (0.1 h = 6 min)
Accuracy	± 2 %
S0 output	10 imp/h, 5 ... 30 V DC, I _{max} = 20 mA
Start	with voltage applied to L _{in}

Applications



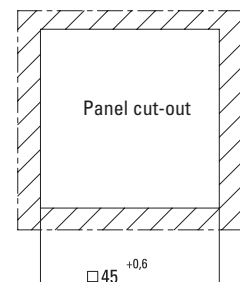
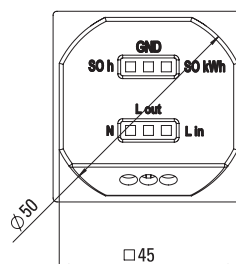
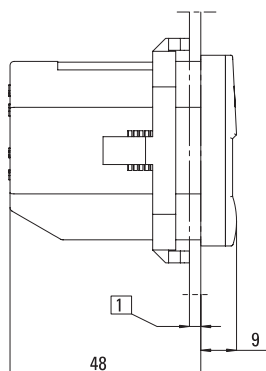
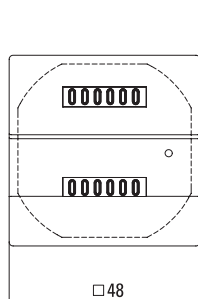
Retro- or standard fitting in dehumidifiers, current generators, air-conditioning, production equipment etc. for the accurate, traceable billing of operating and energy costs – especially also for hire equipment.

Terminal assignment



Dimensions

Dimensions in mm [inch]



1 max. 6,5 [0.26]