Surface Mount

RF Transformer

75Ω 0.4 to 800 MHz

ADT1-1WT+
ADT1-1WT

CASE STYLE: CD542

+ RoHS compliant in accordance with EU Directive (2002/95/EC)

The +Suffix identifies RoHS Compliance. See our web site for RoHS Compliance methodologies and qualifications.

Maximum Ratings

Operating Temperature	-20°C to 85°C
Storage Temperature	-55°C to 100°C
RF Power	0.5W
DC Current	30mA

Pin Connections

PRIMARY DOT	3
PRIMARY	1
SECONDARY DOT	6
SECONDARY	4
SECONDARY CT	2
NOT USED	5

Outline Drawing

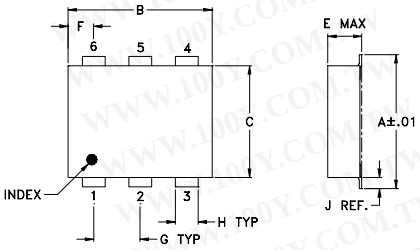

PCB Land Pattern

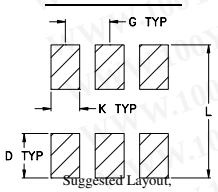

Suggested Layout,
Tolerance to be within ±.002

Outline Dimensions (inch / mm)

A	B	C	D	E	F	G
.272	.310	.220	.100	.112	.055	.100
6.91	7.87	5.59	2.54	2.84	1.40	2.54

H	J	K	L	wt
.030	.026	.065	.300	grams
0.76	0.66	1.65	7.62	0.20

Demo Board MCL P/N: TB-430

Config. A

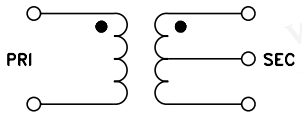

Features

- excellent amplitude unbalance, 0.1 dB typ. and phase unbalance, 1 deg. typ. in 1dB bandwidth
- aqueous washable
- protected under US patent 6,133,525

Applications

- impedance matching
- balanced amplifier

Transformer Electrical Specifications

RATIO Ω	FREQUENCY (MHz)	INSERTION LOSS* 3 dB MHz	INSERTION LOSS* 2 dB MHz	INSERTION LOSS* 1 dB MHz	PHASE UNBALANCE (Deg.) Typ. 1 dB bandwidth	PHASE UNBALANCE (Deg.) Typ. 2 dB bandwidth	AMPLITUDE UNBALANCE (dB) Typ. 1 dB bandwidth	AMPLITUDE UNBALANCE (dB) Typ. 2 dB bandwidth
1	0.4-800	0.4-800	0.5-700	1-400	1	4	0.1	0.5

* Insertion Loss is referenced to mid-band loss, 0.3 dB typ.

勝 特 力 材 料 886-3-5753170
胜特力电子(上海) 86-21-54151736
胜特力电子(深圳) 86-755-83298787
Http://www.100y.com.tw

Typical Performance Data

FREQUENCY (MHz)	INSERTION LOSS (dB)	INPUT R. LOSS (dB)	AMPLITUDE UNBALANCE (dB)	PHASE UNBALANCE (Deg.)
0.30	0.68	12.11	0.15	0.25
1.00	0.57	14.38	0.07	0.36
5.00	0.42	15.29	0.03	0.41
10.00	0.38	15.54	0.00	0.40
25.00	0.38	15.73	0.02	0.37
50.00	0.38	15.91	0.03	0.49
200.00	0.48	17.38	0.03	1.48
400.00	0.64	19.64	0.26	2.02
600.00	1.18	15.20	0.79	1.45
800.00	2.44	9.75	1.72	0.40

ADT1-1WT
INSERTION LOSS

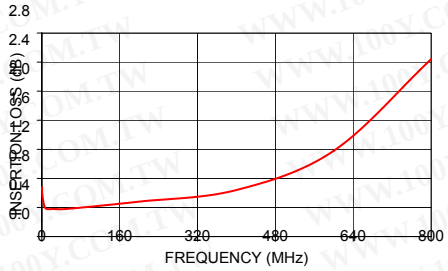
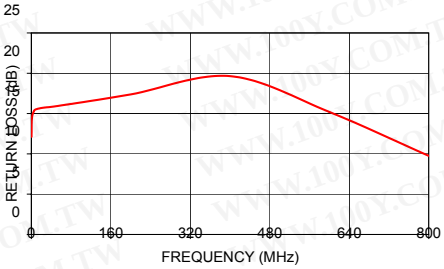
ADT1-1WT
INPUT RETURN LOSS