

Surface Mount RF Transformer

TC1-1T+

50Ω 0.4 to 500 MHz

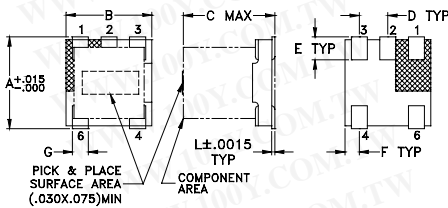
Maximum Ratings

Operating Temperature	-40°C to 85°C
Storage Temperature	-55°C to 100°C
RF Power	0.25W
DC Current	30mA

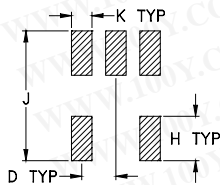
Pin Connections

PRIMARY DOT	6
PRIMARY	4
SECONDARY DOT	1
SECONDARY	3
SECONDARY CT	2

Outline Drawing AT224-1



PCB Land Pattern

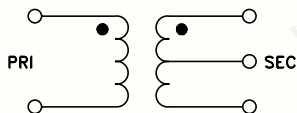


Suggested Layout,
Tolerance to be within ±.002

Outline Dimensions (inch/mm)

A	B	C	D	E	F
.150	.150	.160	.050	.040	.025
3.81	3.81	4.06	1.27	1.02	0.64
G	H	J	K	L	wt
.028	.065	.190	.030	.007	grams
0.71	1.65	4.83	0.76	0.18	0.15

Config. A



Features

- usable over 0.4-500 MHz
- excellent amplitude unbalance, 0.1 dB typ. and phase unbalance, 2 deg typ. in 1 dB bandwidth
- good return loss
- plastic base with leads
- aqueous washable

Applications

- VHF/UHF receivers/transmitters
- push-pull amplifiers



CASE STYLE: AT224-1

+ RoHS compliant in accordance with EU Directive (2002/95/EC)

The +Suffix has been added in order to identify RoHS Compliance. See our web site for RoHS Compliance methodologies and qualifications.

Transformer Electrical Specifications

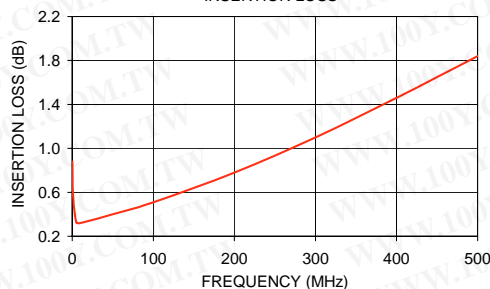
Ω RATIO	FREQUENCY (MHz)	INSERTION LOSS*			PHASE UNBALANCE (Deg.) Typ.		AMPLITUDE UNBALANCE (dB) Typ.	
		3 dB MHz	2 dB MHz	1 dB MHz	1 dB bandwidth	2 dB bandwidth	1 dB bandwidth	2 dB bandwidth
1	0.4-500	0.4-500	0.5-300	1-100	2	5	0.1	0.6

* Insertion Loss is referenced to mid-band loss, 0.35 dB typ.

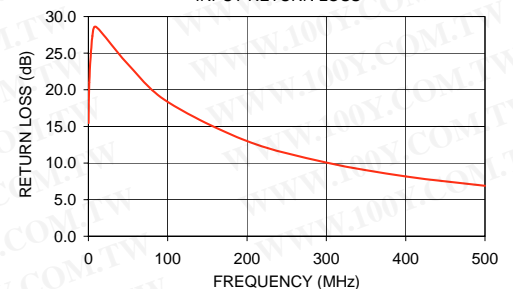
Typical Performance Data

FREQUENCY (MHz)	INSERTION LOSS (dB)	INPUT R. LOSS (dB)	AMPLITUDE UNBALANCE (dB)	PHASE UNBALANCE (Deg.)
0.30	0.88	15.46	0.06	0.03
1.00	0.57	21.01	0.04	0.05
5.00	0.33	27.35	0.02	0.01
10.00	0.32	28.55	0.02	0.15
50.00	0.40	23.46	0.02	0.63
100.00	0.51	18.34	0.06	1.24
200.00	0.78	13.01	0.21	2.57
300.00	1.10	10.06	0.47	3.99
400.00	1.46	8.16	0.82	5.66
500.00	1.84	6.90	1.26	7.50

TC1-1T+
INSERTION LOSS



TC1-1T+
INPUT RETURN LOSS



勝特力材料 886-3-5753170
 勝特力电子(上海) 86-21-34970699
 勝特力电子(深圳) 86-755-83298787
[Http://www.100y.com.tw](http://www.100y.com.tw)