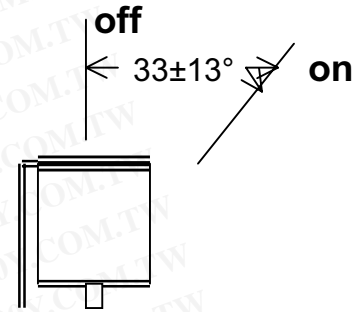


Tilt sensor 603 specification

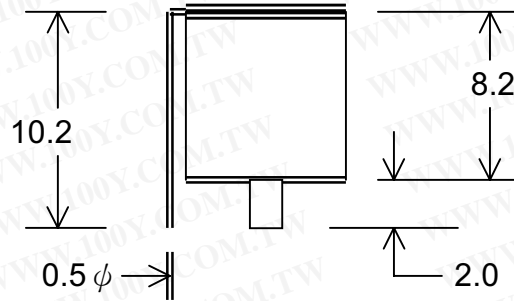
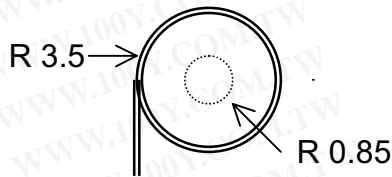
Features:

- Tilt degree : Normally open 33° (off \rightarrow on), (other tilt angle are available.)
- 10,000 times on-off lift test.
- Machinery type, non-mercury inside.
- Max. input: 10 Watts



Dimension:

勝特力材料 886-3-5753170
勝特力电子(上海) 86-21-54151736
勝特力电子(深圳) 86-755-83298787
[Http://www.100y.com.tw](http://www.100y.com.tw)



unit: mm

Remark:

1. contact impedance: 2.0 Ohms Max.
2. tilt angle: $20\sim 45^\circ$
3. Gold alloy plated