
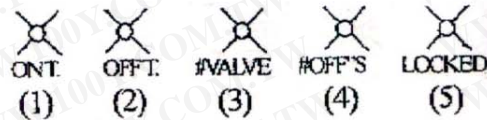


MGC-6-S



綠色啟動開關燈




MODE + -

勝特力材料 886-3-5753170
 勝特力电子(上海) 86-21-54151736
 勝特力电子(深圳) 86-755-83298787
[Http://www.100y.com.tw](http://www.100y.com.tw)

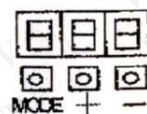
MODE: 選擇所欲設定之模式

+ : 每按一次其數值則加一


- : 每按一次其數值則減一



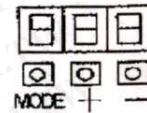
STEP(1) 設定噴氣之時間 ▶ 按“MODE”按鈕選舉“ON.T”(1)燈亮, 然後按“+”或“-”按鈕調整 ON 之時間, 其範圍為 0.01s~9.99s




MODE + -



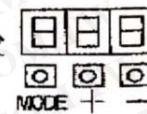
STEP(2) 設定間隔之時間 ▶ 按“MODE”按鈕選舉“OFF.T”(2)燈亮, 然後按“+”或“-”按鈕調整 OFF 之時間, 其範圍為 1S~999 S




MODE + -



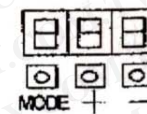
STEP(3) 設定電磁閥數量 ▶ 按“MODE”按鈕選舉“#VALVE”(3)燈亮, 然後按“+”或“-”按鈕設定所要電磁閥之數量, 其範圍為 1~6



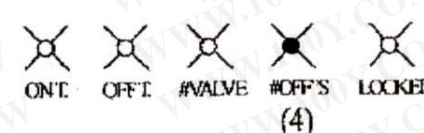
MODE + -



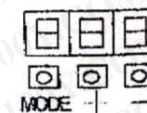
STEP(4) 設定關機後再循環次數 ▶ 按“MODE”按鈕選舉“#OFF'S”(4)燈亮, 然後按“+”或“-”按鈕調整再循環次數, 其範圍為 0~25



MODE + -



STEP(5) 設定完成 ▶ 按“MODE”按鈕選舉“LOCKED”(5)燈亮, 表示設定完成, 以免再按到“+”或“-”鈕



MODE + -

