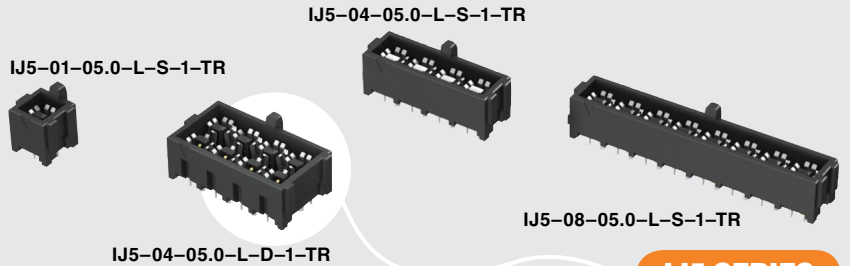


(4.00 mm) .1575"



IJ5 SERIES

50 Ω HIGH ISOLATION RF JACKS

SPECIFICATIONS

For complete specifications and recommended PCB layouts see www.samtec.com/IJ5

Shell Material:

Copper Alloy

Insulator Material:

Black LCP

Contact Material:

Copper Alloy

Dielectric Material:

Black LCP

Plating:

Au or Sn over

50 μ" (1.27 μm) Ni

Current Rating (Vertical):

Signals: 2.36 A per pin

(2 adjacent pins powered)

Grounds: 4.4 A per pin

(2 adjacent pins powered)

Operating Temp Range:

-55 °C to +125 °C

Dielectric

Withstanding Voltage:

600 VAC

Working Voltage:

200 VAC

RoHS Compliant:

Yes


Mates with:

IP5

IP5/IJ5 10 mm Stack Height	Frequency
Insertion Loss = 3 dB	10.5 GHz / 21.0 Gbps
Return Loss = 15 dB	5.5 GHz / 11.0 Gbps
Isolation = 60 dB	8.8 GHz / 17.6 Gbps
Isolation = 70 dB	7.6 GHz / 15.2 Gbps
Isolation = 80 dB	1.3 GHz / 2.6 Gbps

Complete test data available at www.samtec.com/IJ5 or contact sig@samtec.com

Single or
Double Row



1, 2, 4, 6 or 8
Positions

PROCESSING

Lead-Free Solderable:

Yes

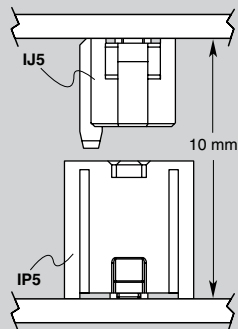
RECOGNITIONS

For complete scope of recognitions see www.samtec.com/quality



FILE NO. E111594

APPLICATION

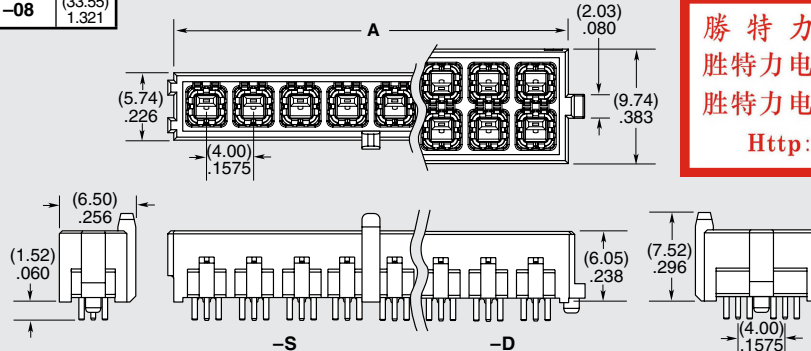


OTHER SOLUTIONS

- Cable assembly (see IJ5C Series)

IJ5	JACKS PER ROW	05.0	PLATING	ROW OPTION	TAIL	"X" R
	-01, -02, -04, -06, -08		-L = 10 μ" (0.25 μm) Gold on contact area, Matte Tin on tail	-S = Single Row -D = Double Row (Not available with -01)	-1 = (1.60 mm) .062" board thickness	-TR = Tape & Reel -FR = Full Reel Tape & Reel (must order max. quantity per reel; Contact Samtec for quantity breaks)

NO. OF JACKS	A
-01	(5.55) .219
-02	(9.55) .376
-04	(17.55) .691
-06	(25.55) 1.006
-08	(33.55) 1.321



勝特力材料 886-3-5753170
 勝特力电子(上海) 86-21-34970699
 勝特力电子(深圳) 86-755-83298787
[Http://www.100y.com.tw](http://www.100y.com.tw)