

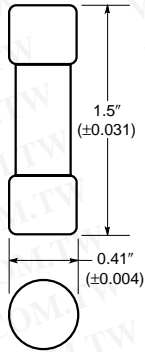
Limitron® Fast-Acting Fuses

13/32" x 1-1/2"
500 Volt AC and DC, 1/10-30A

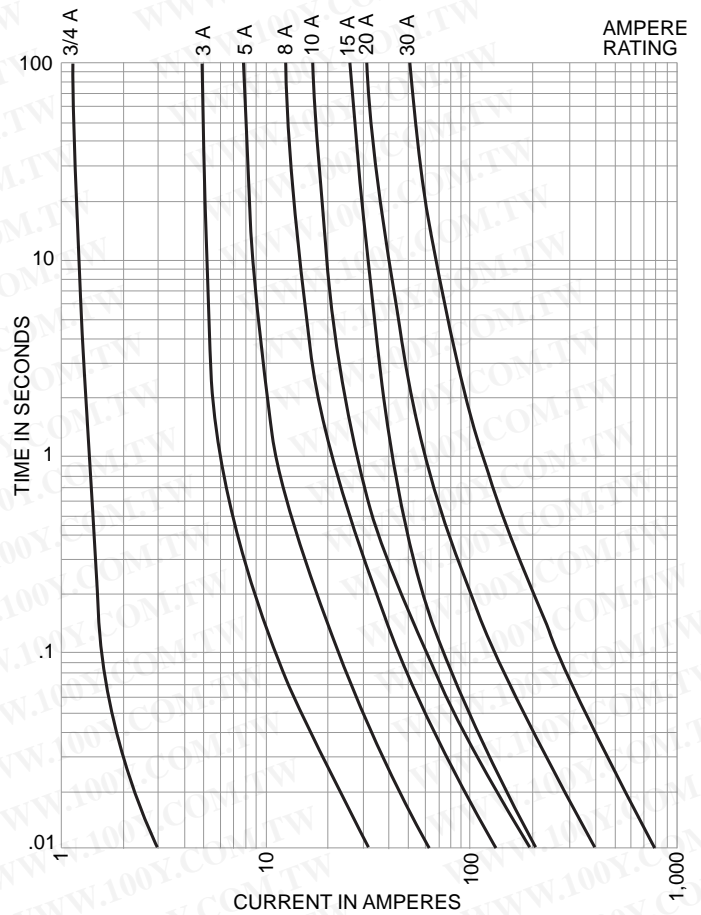
勝特力材料 886-3-5753170
勝特力电子(上海) 86-21-54151736
勝特力电子(深圳) 86-755-83298787
[Http://www.100y.com.tw](http://www.100y.com.tw)



Dimensional Data



Time-Current Characteristic Curves—Total Clearing



Catalog Symbol: KLM
Fast-Acting 1/10 TO 30A
UL Recognized: STD. 248-14, (FILE #E56412, GUIDE #JFHR2)
1/10 - 1/8A: 500Vac / 600Vdc
2/10 - 10A: 500Vac/dc
12A-30A: 500Vac / 600Vdc
CSA Certified, C22.2 NO. 248. 14 (CLASS #1422-01, FILE #53787)
0-30A/500 ac/dc

Electrical Ratings (Catalog Symbol and Amperes) IR 10,000 ac

KLM-1/10	KLM-3/10	KLM-1-1/2	KLM-5	KLM-12	KLM-30
KLM-1/8	KLM-1/2	KLM-2	KLM-6	KLM-15	-
KLM-2/10	KLM-3/4	KLM-3	KLM-8	KLM-20	-
KLM-1/4	KLM-1	KLM-4	KLM-10	KLM-25	-

Designed To:

Fuses:	Designed to:
KLM 2/10 thru 10	Carry 110% of rating for 4 hours AC Opens at 135% of rating within 1 hour AC Maximum Interrupting Rating of 10kA at 500Vac DC Maximum Interrupting Rating of 10kA at 500Vdc, TC=1.5ms DC Minimum Interrupting Rating of 200% rated current at 500Vdc, TC=0.7ms
KLM 12 thru 15	Carry 110% of rating for 4 hours AC Opens at 135% of rating within 1 hour AC Maximum Interrupting Rating of 10kA at 500Vac DC Maximum Interrupting Rating of 10kA at 600Vdc, TC=1.5ms DC Minimum Interrupting Rating of 1200A at 600Vdc, TC=4ms
KLM 20 thru 30	Carry 110% of rating for 4 hours AC Opens at 135% of rating within 1 hour AC Maximum Interrupting Rating of 10kA at 500Vac DC Maximum Interrupting Rating of 10kA at 600Vdc, TC=0.4ms DC Minimum Interrupting Rating of 1200A at 600Vdc, TC=4ms
KLM 40	Carry 110% of rating for 4 hours Open at 135% of rating within 1.5 hours Withstand 2,500A short circuit at 400Vdc.
KLM 10A, 15A, & 30A	Carry 110% of rating for 4 hours Open at 135% of rating within 1 hour AC: 500V 10kA DC: 400V 10kA

NOTE: KLM-(2/10-30) are not Full Range dc Fuses.


KLM-(amp)A are Full Range dc Fuses.

TC = Time Constant (in milliseconds)

Carton Quantity and Weight

Ampere Ratings	Carton Qty.	Weight	
		Lbs.	Kg.
0-30	10	.187	.088

- A Limitron® fast-acting fuse.
- Melamine tube.
- Nickel-plated brass endcaps.



Recommended fuseblocks/fuseholders for 13/32" x 1-1/2" fuses
See Data Sheets listed below

- Open fuseblocks - 1104, 2104
- Finger-safe fuseholders - 1109, 1102, 1103, 1151
- Panel-mount fuseholders - 2114, 2113, 2108, 2112, 2109, 2140
- In-line fuseholders - 2127, 2126

CE logo denotes compliance with European Union Low Voltage Directive (50-1000Vac, 75-1500Vdc). Refer to Data Sheet: 8002 or contact Bussmann Application Engineering at 636-527-1270 for more information.

The only controlled copy of this Data Sheet is the electronic read-only version located on the Bussmann Network Drive. All other copies of this Data Sheet are by definition uncontrolled. This bulletin is intended to clearly present comprehensive product data and provide technical information that will help the end user with design applications. Bussmann reserves the right, without notice, to change design or construction of any products and to discontinue or limit distribution of any products. Bussmann also reserves the right to change or update, without notice, any technical information contained in this bulletin. Once a product has been selected, it should be tested by the user in all possible applications.