


Description

- Radial Leaded Time Lag Thru-Hole Fuse
- Rectangular shape with reduced foot print
- Designed to IEC 60127-3, Sheet 4
- Internationally accepted for primary and secondary overcurrent protection
- Place directly into PCB or plug into BK/PCS holder
- High inrush withstand capability
- Compatible with leaded and lead-free reflow and wave solder
- Base/Cap is Nylon #66, UL 94V0
- Pins are Tin Plated Copper



ELECTRICAL CHARACTERISTICS										
Rated Current	1.5 In		2.1 In		2.75 In		4 In		10 In	
	min	max	min	max	min	max	min	max	min	max
400mA-6.3A	1hr	2 min	400 ms	10 sec	150 ms	3 sec	20 ms	150 ms		

Agency Information

- UL Recognition: E146895 (400mA thru 5A)
- CSA: LR98127 (400mA thru 5A)
- VDE: 122052 (500mA thru 4A)
- SEMKO: 603891 (630mA thru 4A)
- CQC 05012014933 (630mA thru 4A)
- METI: 32-1966 (1A thru 5A)
- Remaining 5-6.3A Approvals Pending

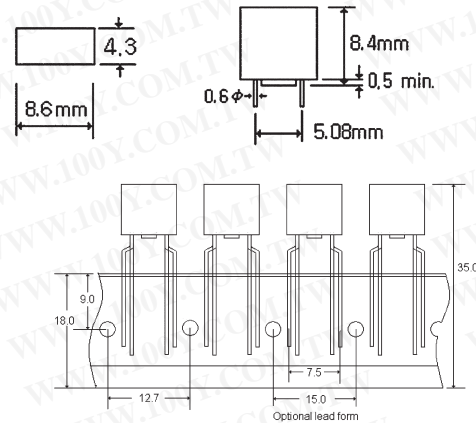
Specifications

- Solderability: EIA-186-9E Method 9
- High Frequency Vibration: MIL-STD-202F, Method 201A
- Operating Temperature: -40°C to +85°C
- Soldering Heat Resistance: 260°C, 10S (IEC 60068-2-20)

Ordering

- Specify product and packaging code (i.e., SS-5-1A-AP)

Dimensions mm/(inches)

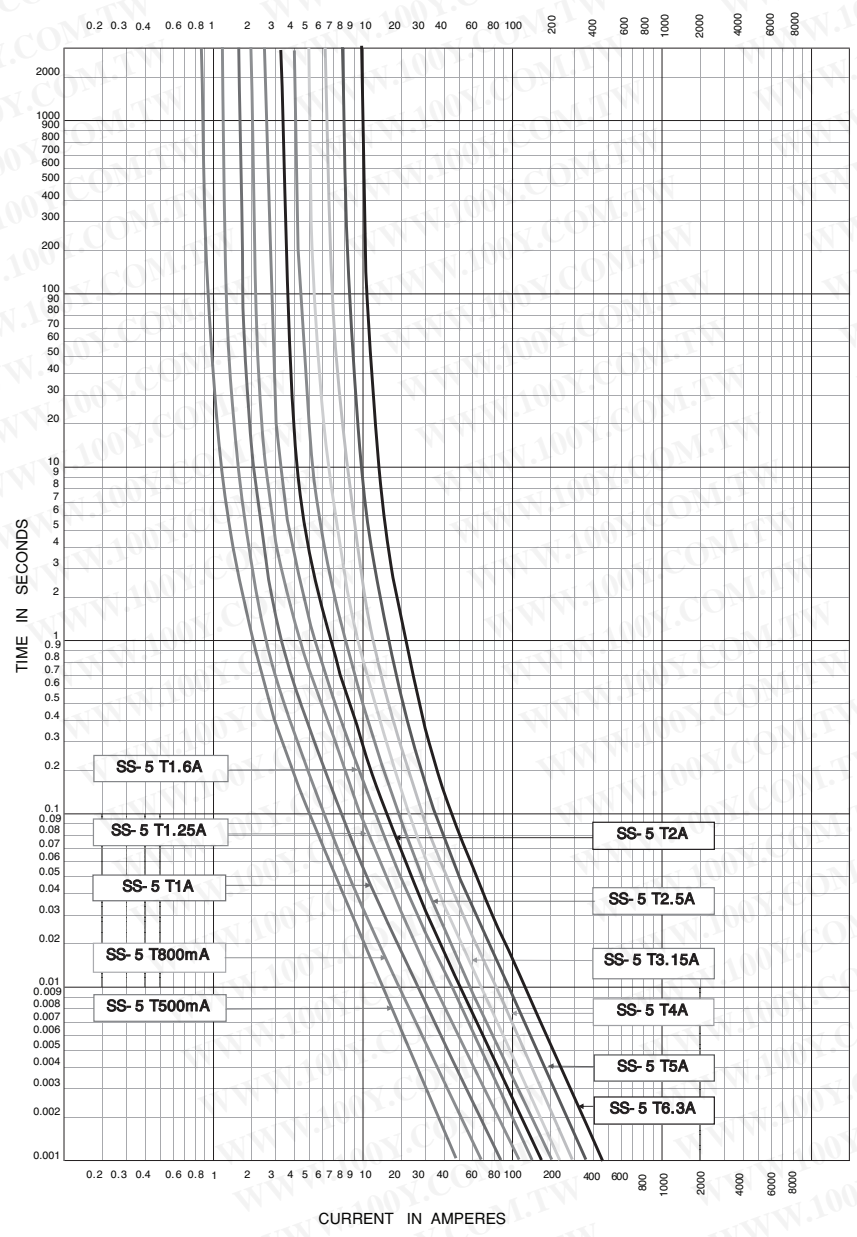


SPECIFICATIONS

Product Code	Voltage Rating AC	Interrupting Rating @ Rated Voltage	Typical DC Cold Resistance (ohms)	Typical Melting I ² t (A ² s) at 1ms	Maximum Power Dissipation (mW)
SS-5-500mA	250V	35A	0.270	2	310
SS-5-630mA	250V	35A	0.175	3.5	360
SS-5-800mA	250V	35A	0.125	6.5	430
SS-5-1A	250V	35A	0.083	9	500
SS-5-1.25A	250V	35A	0.061	13	600
SS-5-1.6A	250V	35A	0.047	24	730
SS-5-2A	250V	35A	0.031	30	870
SS-5-2.5A	250V	35A	0.028	45	1000
SS-5-3.15A	250V	35A	0.023	57	1200
SS-5-4A	250V	40A	0.015	80	1400
*SS-5-5A	250V	50A	0.011	120	1800
*SS-5-6.3A	250V	63A	0.009	140	2000

* Conducting Path min. 0.2mm²

TIME CURRENT CURVE



PACKAGING CODE	
Packaging Code	Description
-AP	Ammo-pack taped 1,000 per box
-BK	In bulk 200 per bag