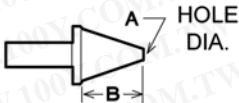
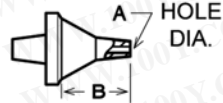
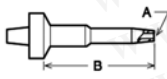
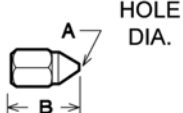
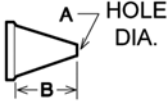


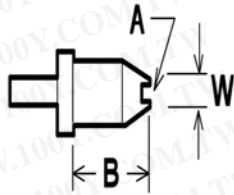
Hot Tip Desoldering Tips

Fractional dimensions are approx.

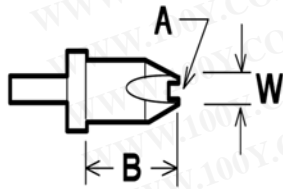
DESCRIPTION	PART NO.	HOLE DIAMETER			B		
		in.	in.	mm	in.	in.	mm
Standard Tip (High Heat Transfer) 	ZD12	.03	1/32	0.8	.50	1/2	12.7
	ZD13	.04	3/64	1.0			
	ZD14	.06	1/16	1.5			
	ZD18	.07	5/64	1.8			
	ZD19	.12	1/8	3.2			
Funnel 	ZD107	.02	1/64	0.5	.48	31/64	12.2
	ZD112	.03	1/32	0.8			
	ZD113	.04	3/64	1.0			
	ZD118	.07	5/64	1.8			
Long Funnel 	ZD111	.03	1/32	.08	1.22	17/32	31
	ZD115	.07	5/64	1.8			
Replacement* 	ZD25	.03	1/32	0.8	.39	32/64	9.9
	ZD26	.04	3/64	1.0			
	ZD27	.07	5/64	1.7			
SMD** (FOR ZD505/905 series) 	ZD57	.10	7/64	2.5	.55	9/16	13.9
	ZD58	.13	1/8	3.2			
	ZD60	.15	5/32	3.8			
	ZD61	.25	1/4	4.5			

勝特力材料 886-3-5753170
 勝特力电子(上海) 86-21-54151736
 勝特力电子(深圳) 86-755-83298787
[Http://www.100y.com.tw](http://www.100y.com.tw)

Hot Tip Desoldering Tip



Surface Sweep Tips removes excess solder on pads for flatter surface, prior to SMD remounting.



Side Sweep Tips allows removal of solder from the component side of the board.

DESCRIPTION	PART NO.	HOLE DIAMETER			B		
		in.	in.	mm	in.	in	mm
Economy** 	ZD28	.03	1/32	.08			
	ZD29	.04	3/64	1.0			
	ZD30	.06	1/16	1.5			
Surface Sweep** 	ZD70	W			.30	5/16	7.6
		in.	in.	mm			
Hole Dia. = .06 in.							
Side Sweep** 	ZD71	.08	3/32	2.0			

*Tin New Iron Tips at Low Temperature before using.

**Non-Plated Alloy