勝 特 力 材 料 886-3-5753170
胜特力电子(上海) 86-21-54151736
胜特力电子(深圳) 86-755-83298787
Http://www.100y.com.tw

PANJIT SEMI CONDUCTOR

DATA SHEET

GBJ8A~GBJ8K

GLASS PASSIVATED SINGLE-PHASE BRIDGE RECTIFIER

VOLTAGE 50 to 800 Volts CURRENT - 8.0 Amperes

Recongized File #E228882

GBJ

Unit: inch (mm)

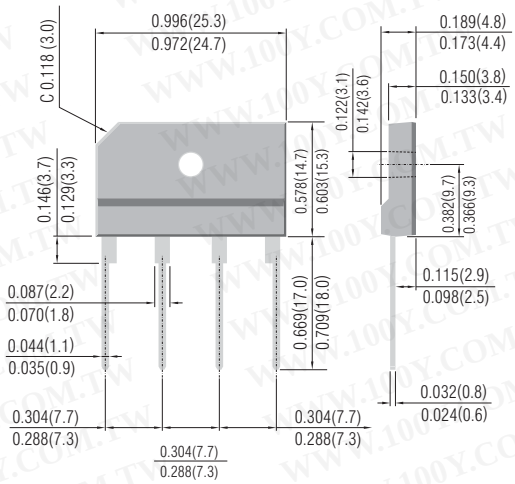

FEATURES

- Plastic material has Underwriters Laboratory Flammability Classification 94V-O
- Ideal for printed circuit board
- Reliable low cost construction utilizing molded plastic technique
- Surge overload rating: 200 Amperes peak
- High temperature soldering guaranteed: 260°C/10 seconds/.375"(9.5mm) lead length at 5 lbs. (2.3kg) tension

MECHANICAL DATA

Case: Reliable low cost construction utilizing molded plastic technique

Terminals: Leads solderable per MIL-STD-202, Method 208

Mounting position: Any

Mounting torque: 5 in. lb. Max.

Weight: 0.15 ounce, 4.0 grams

MAXIMUM RATINGS AND ELECTRICAL CHARACTERISTICS

Rating at 25°Cambient temperature unless otherwise specified. Resistive or inductive load, 60Hz.
For Capacitive load derate current by 20%.

	GBJ8A	GBJ8B	GBJ8D	GBJ8G	GBJ8J	GBJ8K	UNIT
Maximum Recurrent Peak Reverse Voltage	50	100	200	400	600	800	V
Maximum RMS Input Voltage	35	70	140	280	420	560	V
Maximum DC Blocking Voltage	50	100	200	400	600	800	V
Maximum Average Forward T_C=100°C Rectified Output Current atT_A=40°C	8.0 6.0						A
I2t Rating for fusing (t<8.3ms)	166						A^2S
Peak Forward Surge Current single sine-wave superimposed on rated load (JEDEC method)	200						Apk
Maximum Instantaneous Forward Voltage Drop per element at 4.0A	1.0						Vpk
Maximum Reverse Leakage at rated T_A=25° CDc Blocking Voltage per element T_C=100°C	5.0 500						µA µA
Typical Thermal Resistance per leg(Note 2) RθJA	18.0						°C / W
Typical Thermal Resistance per leg(Note 3) RθJA	3.0						°C / W
Operating and Storage Temperature Range, T_J,TSTG	-55+150						°C

NOTES:

1. Recommended mounting position is to bolt down on heatsink with silicone thermal compound for maximum heat transfer with #6 screw.
2. Units Mounted in free air, no heatsink, P.C.B at 0.375"(9.5mm) lead length with 0.5 x 0.5"(12 x 12mm)copper pads.
3. Units Mounted on a 2.0 x 1.6" x 0.3" thick (5 x 4 x 0.8cm) AL plate.

勝 特 力 材 料 886-3-5753170
胜特力电子(上海) 86-21-54151736
胜特力电子(深圳) 86-755-83298787
Http://www.100y.com.tw

RATING AND CHARACTERISTIC CURVES

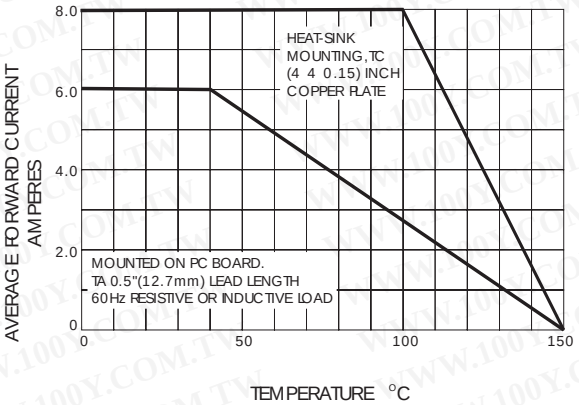

Fig. 1- DERATING CURVE FOR OUTPUT RECTIFIED CURRENT

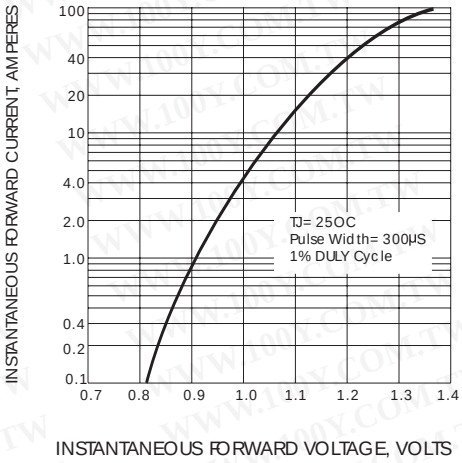

Fig. 2- TYPICAL INSTANTANEOUS FORWARD CHARACTERISITCS PER ELEMENT

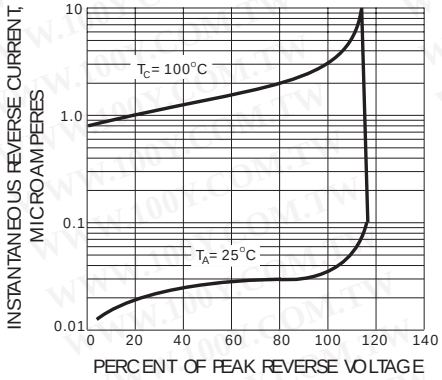

Fig. 3- TYPICAL PEAK REVERSE CHARACTERISTICS

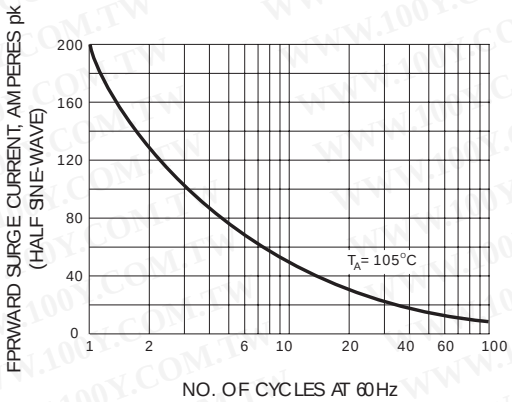

Fig. 4- MAXIMUM NON-REPETITEVE PEAK FORWARD SURGE CURRENT

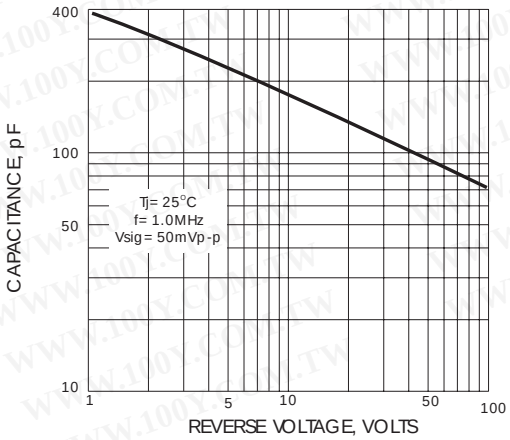

Fig. 5- TYPICL JUNCTION CAPACITANCE PER ELEMENT